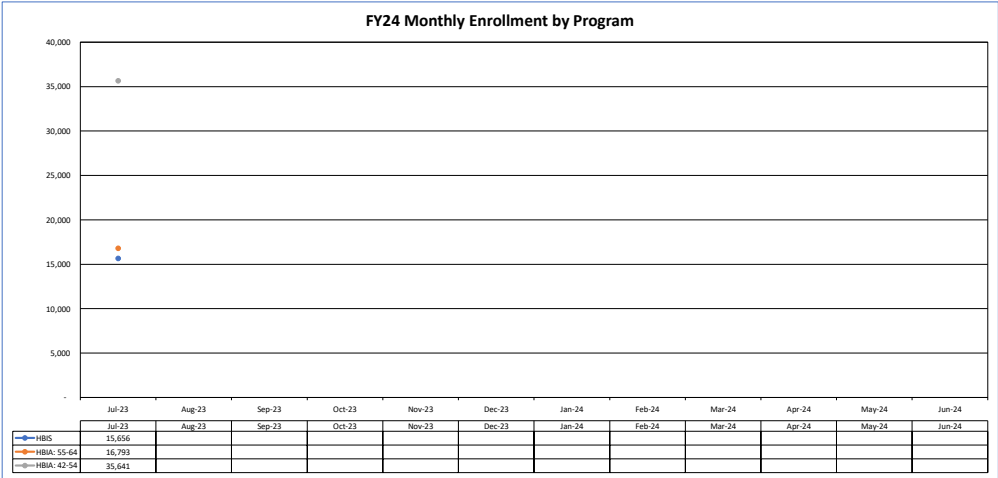


### HBIA - HBIS Program - FY24 Dashboard

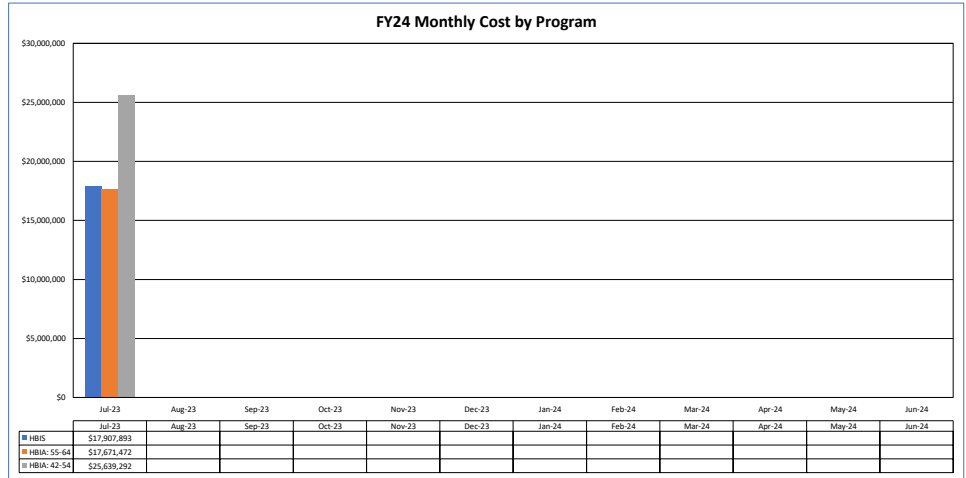
The following FY24 data is an analysis completed by HFS for the following programs: Health Benefits for Immigrant Seniors ages 65+, Health Benefits for Immigrant Adults ages 55 - 64 and Health Benefits for Immigrant Adults ages 42 - 54. The purpose of this analysis is to present the programs' enrollment and liability data to stakeholders and the public in a more consumer-friendly way.

FY24 Trended Cost			
July			
Ages	PMPM	Enrollment	12 Month Cost
42-54	\$ 854	35,641	\$ 365,248,968
55-64	\$ 1,038	16,793	\$ 209,173,608
65+	\$ 1,330	15,656	\$ 249,869,760
<b>Total</b>		<b>68,090</b>	<b>\$ 824,292,336</b>

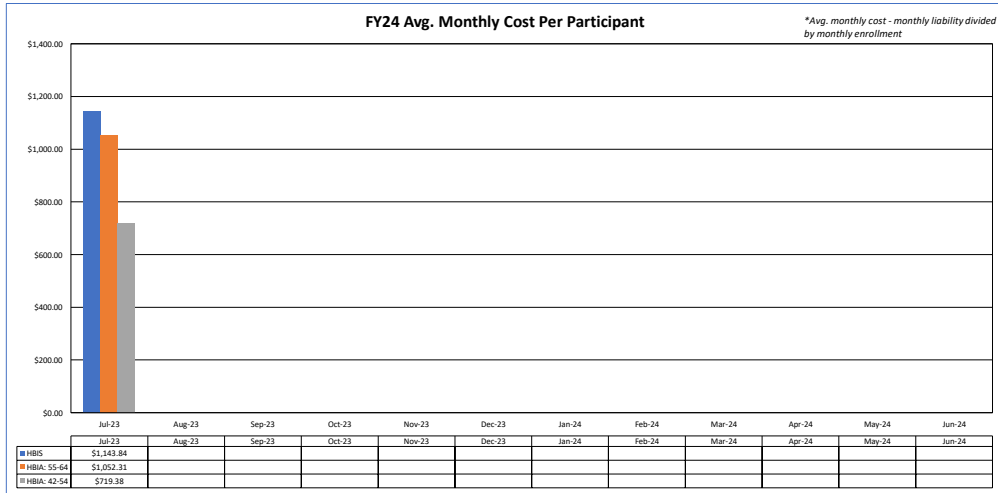
\* The FY24 Trended Cost table is 12 month cost estimated using current enrollment levels multiplied by Milliman's projected FY24 per member per month (PMPM) cost and without any cost controls.



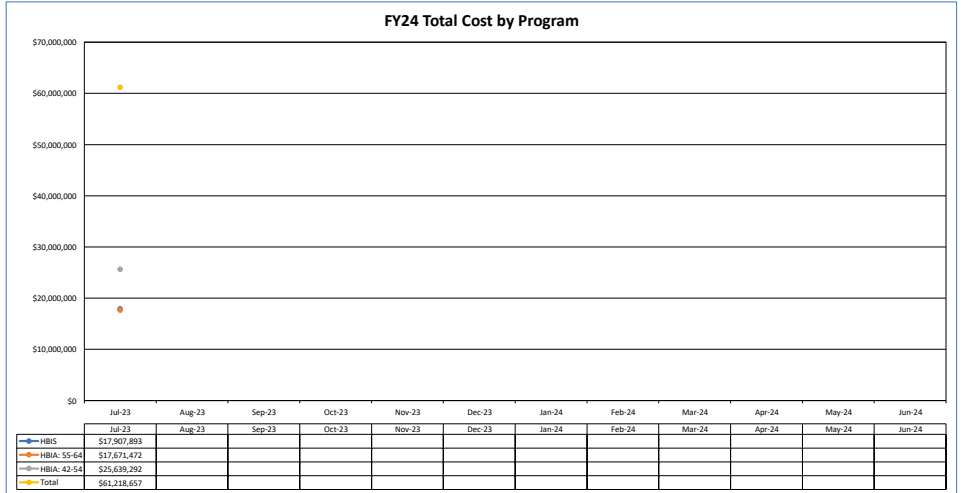
\*Point in time enrollment. Data run as of 08/15/23  
 \*Data will change depending on when it is refreshed



\*Liability reported in the month claims were approved for payment by HFS



\*Liability reported in the month claims were approved for payment by HFS (DCN date)  
 \*Avg. cost represents DCN date liability for the month divided by total enrollment for that month



\*Displayed numbers are cumulative for the fiscal year through the listed month