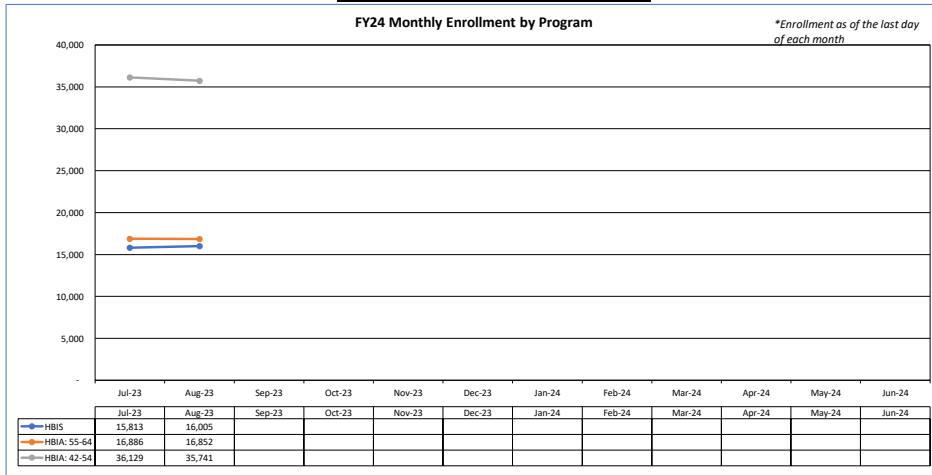


HBIA - HBIS Program - FY24 Dashboard


The following FY24 data is an analysis completed by HFS for the following programs: Health Benefits for Immigrant Seniors ages 65+, Health Benefits for Immigrant Adults ages 55 - 64 and Health Benefits for Immigrant Adults ages 42 - 54. The purpose of this analysis is to present the programs' enrollment and liability data to stakeholders and the public in a more consumer-friendly way.

FY24 Trended Cost				
Ages	PMPM	July Enrollment	12 Month Cost	
42-54	\$ 854	35,741	\$	366,273,768
55-64	\$ 1,038	16,852	\$	209,908,512
65+	\$ 1,330	16,005	\$	255,439,800
Total		68,598	\$	831,622,080

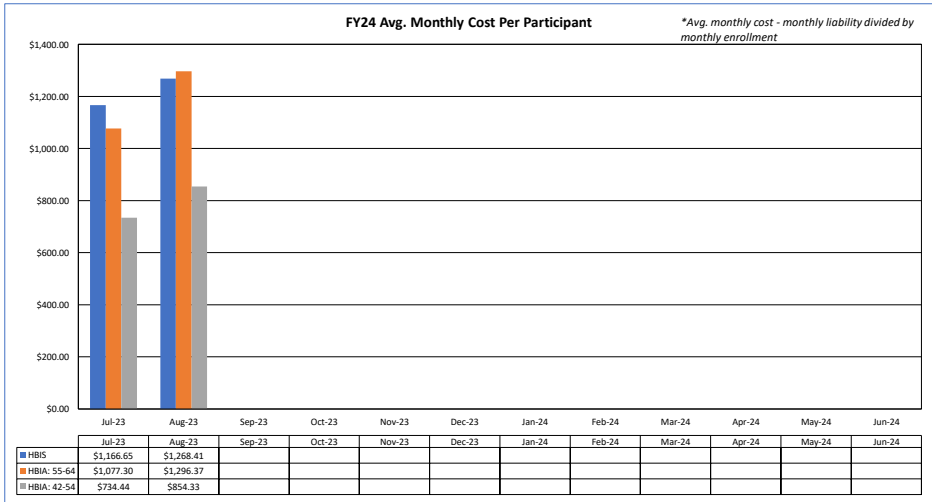
The FY24 Trended Cost table is 12 month cost estimated using current enrollment levels multiplied by Milliman's projected FY24 per member per month (PMPM) cost.



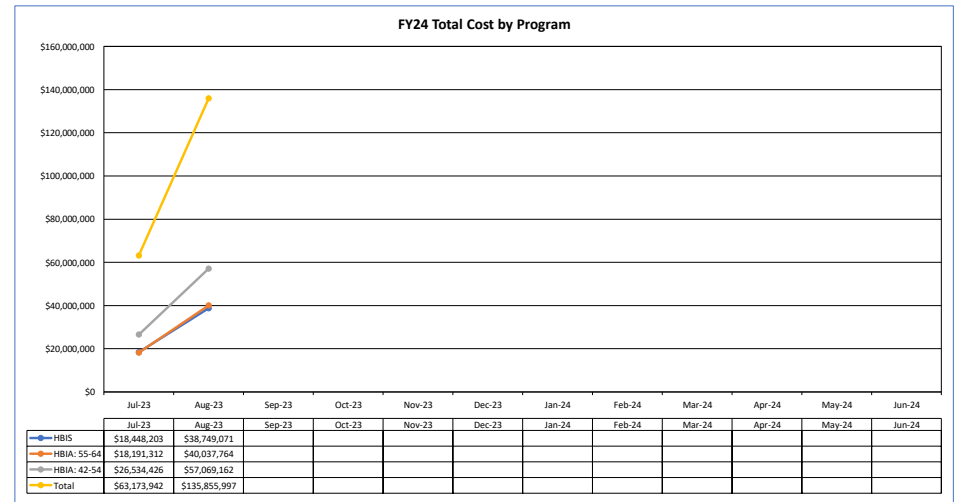
*PIT enrollment as of 9/18/23. Data will change depending on when it is refreshed
 *Enrollment as of the last day of each month



*Liability reported in the month claims were approved for payment by HFS



*Liability reported in the month claims were approved for payment by HFS (DCN date)
 *avg. cost represents DCN date liability for the month divided by total enrollment for that month



*Displayed numbers are cumulative for the fiscal year through the listed month