

CNA Quarterly Notification Memo

Date: 09/09/24

RE: Fiscal Year 2025; Quarter 02

CNA Pay Scale Spreadsheets have been posted for download at <https://ilgov.sharepoint.com/sites/hfs-ltc-exchange/>.

Pay Scale Details:

HFS Fiscal Year 2025 – Found in the name of the spreadsheet.

Ex. 123456789001_cnalist_202502

HFS Quarter 01 – Found in the name of the spreadsheet.

Ex. 123456789001_cnalist_202502

PBJ Employee Detail Period: 10/01/23 – 12/31/23. Found on the upper left corner of the pay scale spreadsheet.

Employee Hour Data Source: Payroll Based Journal Employee Detail Data Period (01/01/2024 - 03/31/2024)			
Medicaid Provider ID:	123456789001		
CNA Incentive Period Begin:	10/1/2024		
CNA Incentive Period End:	12/31/2024		

Due Date: 10/01/24

Please download a copy of the spreadsheet to your computer. Update it accordingly. Please do not change or alter the name of the document from the format it is in. **File names should remain in the following format with the word “FINAL” added to the end when it is completed and reuploaded:**

123456789001_cnalist_202501_FINAL. Upload the completed copy to the facility folder located at <https://ilgov.sharepoint.com/sites/hfs-ltc-exchange/>

Be advised that **HFS** uploaded files will only be available from 09/09/24 – 10/31/24. Files must be removed for tracking and to maintain file storage threshold limits. **Please be sure to login and obtain your copy of the spreadsheet from the site prior to the due date 10/01/24.** Files can be made available upon request to HFS.LTC.CNAInitiative@Illinois.gov.

CNA Initiative Program Changes

Fiscal Year 2025 will encompass more stringent deadlines for submission to facilitate payments in a timely fashion. During the initial rollout of this program, HFS was intentionally flexible on timelines for submission, which also had the effect of delaying payments. Given that this program has entered its third year, providers should be accustomed to the data and submission needed, and HFS is trying to adhere to a quarterly payment schedule; therefore, HFS will be putting hard submission deadlines in place. If a provider misses the deadline for the current quarter, their submission will be held for processing until the following quarter.

Our goal is to process payments the last week of the quarter, so payments can be received the beginning of the following quarter. Therefore, MCOs and providers should receive Q4 payments the first week of SFY25 Q1.

A new email has been established that is dedicated to the CNA Initiative Program. Please use HFS.LTC.CNAinitiative@Illinois.gov for all inquiries beginning 07/01/24.

A process has been established for Nursing Facilities that undergo a change of ownership (CHOW). Please email HFS.LTC.CNAinitiative@Illinois.gov to receive instructions to initiate the transition from the previous ownership to current ownership. A provider notice will be prepared and posted by the beginning of the Fiscal Year 2025.

All CHOW's will require a list of new users for SharePoint and new payee information for the Managed Care Plans including a new direct deposit form, W9 (Version 2018 or above), and a bank letter or cancelled check. New ownership will also need to provide a current enrollment form for the program.

[Directed Payment Data Collection Form](#)

[CNA Pay Scale Enrollment Form for All Quarters \(pdf\)](#)

Status Drop-down: SharePoint files are currently posted as 'New' status. Beginning with Quarter 1 of Fiscal Year 2025, once a spreadsheet is posted by the facility and pulled by HFS staff, the status of the original document will be updated to 'Moved to HFS Internal Files'. This will serve as the facility's notification of the status of the spreadsheet and confirm receipt on HFS's end. Spreadsheets submitted after the due date will be held until the following quarter for processing and will be given a status of "**In Progress**". Once the new spreadsheets are available, all pending spreadsheets will be pulled and removed for processing with the next quarter batch. Payments for late spreadsheets will be processed with the next quarter payments.

Payment Inquiries:

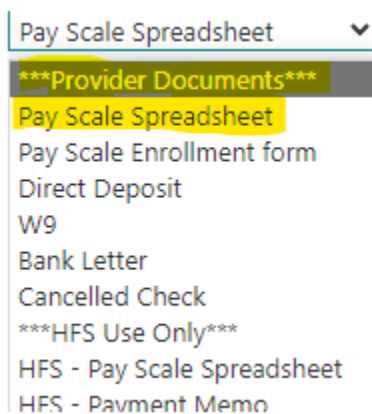
All payment inquiries must include the following information:

- Building ID Code
- Provider Number or NPI
- HFS Quarter in question
- Payment Amount
- Payor (HFS or MCO)
- Program (CNA or Quality Incentive)

CNA Inquiries should be sent to HFS.LTC.CNAInitiative@Illinois.gov.

Useful Tips:

Uploads to SharePoint require a document type and quarter to be selected from a drop-down box. Please select documents that are marked **Provider Use**.



Document types **preceded with an HFS acronym** are for internal use only. Please note that if you only update the spreadsheet as it is on the site, we do not know when it is completed, or that it is any different than the original upload. **It is imperative to download a copy to your computer so that you can be prompted to select a document type and quarter when uploading the final copy.** Please add the word **“Final”** to the completed spreadsheet before uploading. No other changes to the file name should be added or made.

In addition to a document type, you will be required to select a quarter. The quarter we are referencing is the HFS Quarter per the Fiscal Year – Not the PBJ quarter (see page 1 of this memo for information on how to make this determination). The quarter selection is part of how documents are pulled from the site for processing. Entering the incorrect quarter could result in pulling the wrong quarter, or not pulling the document at all because we are not pulling for the quarter selected.

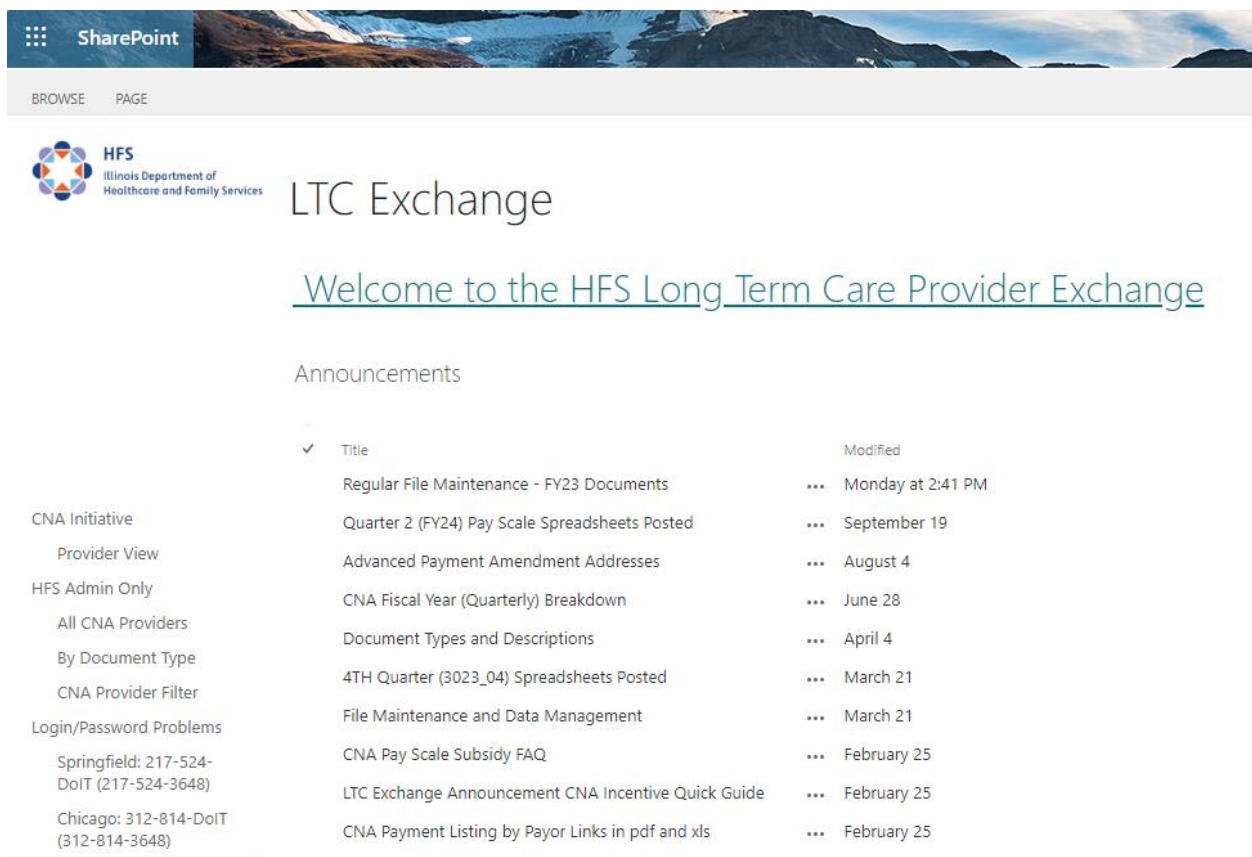
If either of the above steps are missed, the document will remain checked out to the person that uploaded it. Documents in a checked-out status cannot be viewed by anyone else and cannot be pulled

from the site for processing. The person uploading must always select the document type and quarter, then click Check In.

Failing to follow these steps could result in payment delays due to lost or missing files.

SharePoint Notifications:

The SharePoint Home page contains Announcements and other useful information. You can view any of the notifications found on this page as a SharePoint user. You can also receive notifications when this section of the site is updated.



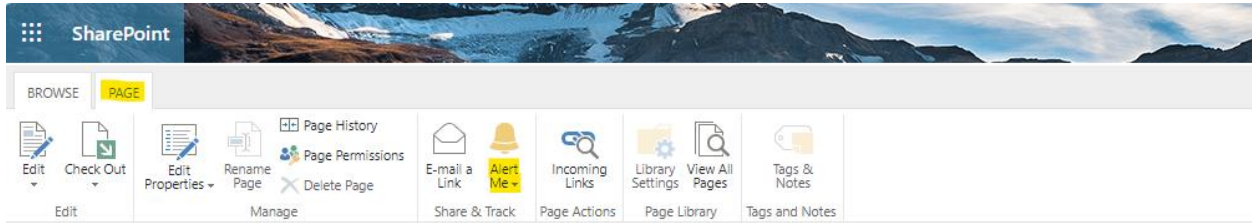
The screenshot shows the SharePoint interface for the LTC Exchange. At the top, there is a navigation bar with the SharePoint logo and a 'BROWSE PAGE' button. Below this is the HFS logo and the text 'LTC Exchange'. A large heading reads 'Welcome to the HFS Long Term Care Provider Exchange'. Underneath, there is a section titled 'Announcements' which contains a table of recent updates.

✓ Title	Modified
Regular File Maintenance - FY23 Documents	Monday at 2:41 PM
Quarter 2 (FY24) Pay Scale Spreadsheets Posted	September 19
Advanced Payment Amendment Addresses	August 4
CNA Fiscal Year (Quarterly) Breakdown	June 28
Document Types and Descriptions	April 4
4TH Quarter (3023_04) Spreadsheets Posted	March 21
File Maintenance and Data Management	March 21
CNA Pay Scale Subsidy FAQ	February 25
LTC Exchange Announcement CNA Incentive Quick Guide	February 25
CNA Payment Listing by Payor Links in pdf and xls	February 25

On the left side of the screenshot, there is a navigation menu with the following items:

- CNA Initiative
- Provider View
- HFS Admin Only
- All CNA Providers
- By Document Type
- CNA Provider Filter
- Login/Password Problems
- Springfield: 217-524-DoIT (217-524-3648)
- Chicago: 312-814-DoIT (312-814-3648)

To receive SharePoint notifications, login to SharePoint and navigate to the home page. Then click “Page” located at the top left of the webpage. Once the menu opens, click on Alert Me, then click on set an Alert on this Page:



Home

Welcome to the HFS Long Term Care Provider Exchange

The notification window will allow the user to select notification settings. Notifications will be sent directly from SharePoint to the user based on these selections. The notifications setting is available in the facility folders as well. You can set up notifications to be alerted anytime there is activity in the folder.

Site Pages: Home.aspx - New Alert



OK

Cancel

Alert Title

Enter the title for this alert. This is included in the subject of the notification sent for this alert.

Site Pages: Home.aspx

Delivery Method

Specify how you want the alerts delivered.

Send me alerts by:

E-mail

Text Message (SMS)

Send URL in text message (SMS)

Send Alerts for These Changes

Specify whether to filter alerts based on specific criteria. You may also restrict your alerts to only include items that show in a particular view.

Send me an alert when:

Anything changes

Someone else changes a wiki page

Someone else changes a wiki page created by me

Someone else changes a wiki page last modified by me

Someone changes an item that appears in the following view:

Created By Me

When to Send Alerts

Specify how frequently you want to be alerted. (mobile alert is only available for immediately send)

Send notification immediately

Send a daily summary

Send a weekly summary

Time:

Thursday

10:00 AM

OK

Cancel