

# STATE OF ILLINOIS



## Child Support Guidelines Quadrennial Review Report December 2022

**Presented to:**

**Illinois Governor JB Pritzker  
Illinois General Assembly**

**Submitted by:**

**Illinois Child Support Advisory Committee**



## TABLE OF CONTENTS

2022 Child Support Advisory Committee Members.....	3
Acknowledgments .....	5
Section I: Introduction and Committee Goals .....	6
Section II: Guidelines Review .....	9
A. Economic and Labor Market Data.....	10
B. Case File Data.....	11
C. Public Input .....	12
Section III: Committee Findings and Recommendations .....	20
A. The Child Support Guidelines.....	21
B. Imputation of Income.....	22
C. Incarcerated Support Obligor.....	24
D. Multi-Family Adjustment.....	26
E. Shared Physical Care Child Support Formula .....	27
F. Minimum Child Support Orders.....	29
G. Self-Support Reserve.....	29
Appendices.....	30
Appendix A: Review of the Illinois Child Support Guidelines by Dr. Jane Venohr	
Appendix B: HFS Regional Service Map	
Appendix C: Townhall Meeting Invitations	
Appendix D: Townhall Meeting Slido Questions and Word Clouds	
Appendix E: Townhall Meeting Exit Survey Results	



Appendix F: Child Support Estimator Usage Graph

Appendix G: ISBA Family Law Section Council Presentation “Examining the Income Shares ‘Cliff Effect’”



## 2022 CHILD SUPPORT ADVISORY COMMITTEE MEMBERS

### **Darryl Apperton**

Attorney at Law  
Cabrini Green Legal Aid

### **Maria Barlow**

Attorney at Law  
The Law Office of Maria Barlow LLC

### **Margaret A. Bennett**

Attorney at Law  
Bennett Law Firm, LLC

### **Trent Cameron**

Assistant State's Attorney  
Child Support Division  
Madison County

### **Howard Feldman**

Attorney at Law  
Feldman, Wasser, Draper & Cox

### **Hon. La Shawn K. Ford**

State Representative, 8<sup>th</sup> District  
Illinois House of Representatives

### **Geraldine Franco**

Program Specialist  
U.S. Department of Health and Human Services  
Administration for Children and Families

### **Dr. Kirk E. Harris**

Founder/President and CEO  
Parent and Community Technology & Law Center

### **Grace Hou**

Secretary  
Illinois Department of Human Services

### **Elizabeth A. Lingle**

Deputy Division Chief  
Child Support Enforcement  
Office of the Attorney General

### **Hon. Pamela Loza**

Circuit Judge  
Domestic Relations Division  
Cook County

### **Christina Mahoney**

Division Chief  
Child Support Enforcement  
Office of the Attorney General

### **Hon. Iris Y. Martinez**

Clerk of the Circuit Court  
Cook County

### **Hon. Sidney Mathias**

State Representative (Retired)  
Illinois House of Representatives

### **Nicole McKinnon**

Attorney at Law  
Abramovitch, Blalock & McKinnon LLC



ILLINOIS CHILD SUPPORT GUIDELINES QUADRENNIAL REVIEW REPORT, 2022

**Hon. Alana I. Majias**

Associate Judge  
St. Clair County

**Phillip J. Mohr**

Deputy Director  
Chicago Volunteer Legal Services (CVLS)

**Jessica Patchik**

Assistant State's Attorney  
Child Support Unit  
DuPage County State's Attorney

**Christine Raffaele**

Director of Policy and Systems Advocacy  
Illinois Coalition Against Domestic Violence (ICADV)

**Vickie Smith**

Executive Director  
Illinois Coalition Against Domestic Violence (ICADV)

**Richard W. Zuckerman, Chair**

Attorney at Law  
The Law Offices of Richard W. Zuckerman



## Acknowledgments

---

In completing the Quadrennial Review, the Illinois Child Support Advisory Committee (Committee), through public outreach, received a broad range of comments from child support stakeholders including parents/guardians, IV-D attorneys, family law private practitioners, the judiciary, and other child support professionals. The Committee thanks everyone who graciously shared their opinions and experiences. The Committee also gratefully acknowledges the invaluable assistance provided by:

- **Dr. Jane C. Venohr**, Senior Researcher, Center for Policy Research, for her presentation to the Committee of economic data on the costs of raising children. Dr. Venohr compiled the attached Review of the Illinois Child Support Guidelines (Appendix A) to help the Committee understand technical, economic data, as well as new child support concepts.
- **Bryan Tribble, Administrator of the Division of Child Support Services**, for his assistance to the Committee in identifying target areas for the Committee’s oversight and review and developing and actively promoting opportunities for the public to offer its input concerning the current child support guidelines. Mr. Tribble also led a dedicated team of child support staff who coordinated and participated in virtual town hall meetings touching all corners of the State.
- **Richard W. Zuckerman, Chair of the Child Support Advisory Committee**, for his leadership as Chair of the Committee since January 1, 2018. For many years, Mr. Zuckerman has devoted his efforts to developing better child support systems, and he was instrumental in facilitating Illinois’ transition to an income shares child support model in 2017.
- **Margaret A. Bennett, Member of the Child Support Advisory Committee**, for her research and review of other states’ child support laws, all of which contributed to the drafting of this report. Ms. Bennett, a former Chair, has been an active member of the Committee since 2010.
- **Illinois Department of Healthcare and Family Services, Division of Child Support Services**, for its child support expertise and commitment to all child support stakeholders.
- **Illinois State Bar Association, Family Law Section Council**, for sharing its data and PowerPoint presentation, *Examining the Income Shares “Cliff Effect”* (Appendix G).



## Section I: Introduction and Committee Goals

The Child Support Advisory Committee<sup>1</sup> is charged with periodic review of the State’s child support guidelines as required by the federal Family Support Act of 1988.<sup>2</sup> This report presents the findings of that guidelines review and recommendations for revision thereto by the 2022 Illinois Child Support Advisory Committee (hereafter, “Committee”). In completing this report, the Committee was guided by the mandates found in 42 USC § 667 and 45 C.F.R. § 302.56, both of which require states to review and, if appropriate, revise their child support guidelines at least once every four years to ensure their application results in appropriate child support amounts.

45 C.F.R. § 302.56 requires states establish one set of child support guidelines applicable to all child support cases.<sup>3</sup> On July 1, 2017, Illinois transitioned from a child support formula based on a percentage of the support obligor’s income to an income shares model that considers both parents’ incomes.<sup>4</sup> As stated in 750 ILCS 5/505, the purposes of the current child support guidelines are:

- (1) to establish as State policy an adequate standard of support for a child, subject to the ability of parents to pay;
- (2) to make child support obligations more equitable by ensuring more consistent treatment of parents in similar circumstances;
- (3) to improve the efficiency of the court process by promoting settlements and giving courts and the parties guidance in establishing levels of child support;
- (4) to calculate child support based upon the parents’ combined net income estimated to have been allocated for the support of the child if the parents and child were living in an intact household;
- (5) to adjust child support based upon the needs of the child; and
- (6) to allocate the amount of child support to be paid by each parent based upon a parent’s net income and the child’s physical care arrangements.<sup>5</sup>

---

<sup>1</sup> The statutory authority for the creation of the Committee is found at 305 ILCS 5/12-4.20c.

<sup>2</sup> Public Law 100-485

<sup>3</sup> 45 C.F.R. § 302.56(a) and (b)

<sup>4</sup> P.A. 100-0923 <http://www.ilga.gov/legislation/publicacts/100/100-0923.htm>

<sup>5</sup> 750 ILCS 5/505(a)(1)(A)-(F)



## ILLINOIS CHILD SUPPORT GUIDELINES QUADRENNIAL REVIEW REPORT, 2022

Collectively, the purpose of Illinois' guidelines is to establish fair and equitable child support obligations based on individual familial circumstances.

The Committee began its guidelines review in March of 2019 in anticipation of a December 31, 2021, deadline. Due to the COVID-19 pandemic, however, the federal Office of Child Support Enforcement extended the deadline to December 31, 2022. The Committee identified its guiding principles for the review as follows:

- To achieve balance in the child support guidelines where both parents are contributing to the care of their children.
- To be thoughtful and strategic regarding the changes made during the quadrennial review as a means of controlling the variables and to allow further assessment of the effectiveness of the guidelines.
- To establish guidelines that, as consistently as possible, result in fair and equitable child support obligations based on discernable facts, thereby preventing uncollectible debt from accruing and minimizing the negative impact on support payors and their families.
- To consider the impact of the guidelines on the recipient of support.
- To meet the needs of children for whom child support is ordered.
- To explore the nexus between child support and family dynamics, and to develop methodologies within the child support system to strengthen families.

With these guiding principles in mind, the Committee set the scope of its review by identifying the following goals as potentially being the most impactful on the guidelines and whether they are applied fairly and equitably to Illinois families:

- Retaining the existing child support guidelines model, which uses Betson-Rothbarth 4 (BR4), or adopting Betson-Rothbarth 5 (BR5) or another model for determining child rearing expenditures;
- Automatically terminating a court or administratively ordered child support obligation upon a support obligor's incarceration of 180 days or more and developing an implementation process that balances the interests of both the support obligor and the support obligee;
- Reviewing the current self-sufficiency reserve of 75% of the Federal Poverty Guidelines for a single person;
- Evaluating the appropriateness of the current minimum support order of \$40 per month per child, not to exceed a total of \$120 per month for all children of a support obligor whose income is at or less than 75% of the federal poverty guidelines;
- Evaluating adjustments to the guidelines due to changes in the cost of living and inflation, as well as determining if the child support guidelines schedule should be capped at less than \$30,000 per month of combined income, based on available child rearing expense data, with options for determining child support when the combined income is in excess of the Schedule of Basic Child Support Obligation;





## ILLINOIS CHILD SUPPORT GUIDELINES QUADRENNIAL REVIEW REPORT, 2022

- Reviewing the more expansive federal factors for imputation of income and determining whether they should be incorporated into Illinois' statute on imputation of income;
- Reviewing the current shared physical care child support formula along with other options to eliminate the "cliff effect";
- Reviewing the current multi-family adjustment to determine if it meets the needs of families and treats all children fairly;
- Reviewing the health insurance provisions in 750 ILCS 5/505.2 relative to the requirements of 750 ILCS 5/505(a)(4). NOTE: This issue was resolved with the passage of P.A. 102-87, which became effective on January 1, 2022;
- Reviewing child support orders containing deviations from the guidelines and child support orders set by default, as required by federal rule.

For purposes of this review, terms used in this report are defined as follows:

- IV-D Attorneys: Attorneys from the Office of the Attorney General and various State's Attorney's offices who represent the Illinois Department of Healthcare and Family Services (hereafter, "HFS") in judicial child support proceedings
- Majority time Parent: The parent or caretaker who has a court order for a majority of parenting time with the child
- Non-majority time Parent/noncustodial parent: The parent who has a court order for less than the majority of parenting time with the child
- Stakeholders: Parents/guardians, IV-D attorneys, family law private practitioners, the judiciary, and other child support professionals
- Support Obligees/Parent receiving support: The parent or caretaker to whom child support is owed
- Support Obligor/Payor or Parent paying support: The parent who is responsible for paying child support



## Section II – Guidelines Review

On July 1, 2017, Illinois transitioned from a child support formula based on a percentage of the support obligor's income to an income shares model that considers both parents' incomes. The income shares statute includes provisions for a self-support reserve, minimum dollar orders for support payors with income at or less than 75% of the federal poverty level, zero dollar orders for support payors who are incarcerated or receive only means-tested assistance, a shared physical care formula for parents each having 146 or more overnights per year with their child, a split custody formula when each parent has majority parenting time with at least one child, and a multi-family adjustment for parents who have a child from another relationship. Cost sharing by parents for child care, school, extracurricular, health insurance, and out-of-pocket health care expenses also is addressed in the income shares statute.

This review is the Committee's first review after Illinois' transition to income shares. In keeping with the Committee's guiding principles, the Committee's review seeks to determine if the income shares guidelines are positively serving the families of Illinois and whether they should be refined to increase fair and equitable outcomes and further strengthen families. The Committee's review was completed in accordance with federal requirements. 45 C.F.R. § 302.56(h) instructs that a state's guidelines review must:

**(1)** Consider economic data on the cost of raising children, labor market data (such as unemployment rates, employment rates, hours worked, and earnings) by occupation and skill-level for the State and local job markets, the impact of guidelines policies and amounts on custodial and noncustodial parents who have family incomes below 200 percent of the Federal poverty level, and factors that influence employment rates among noncustodial parents and compliance with child support orders;

**(2)** Analyze case data, gathered through sampling or other methods, on the application of and deviations from the child support guidelines, as well as the rates of default and imputed child support orders and orders determined using the low-income adjustment required under . . . this section. The analysis must also include a comparison of payments on child support orders by case characteristics, including whether the order was entered by default, based on imputed income, or determined using the low-income adjustment . . . . The analysis of the data must be used in the State's review of the child support guidelines to ensure that deviations from the guidelines are limited and guideline amounts are appropriate based on criteria established by the State . . . ; and



## ILLINOIS CHILD SUPPORT GUIDELINES QUADRENNIAL REVIEW REPORT, 2022

**(3)** Provide a meaningful opportunity for public input, including input from low-income custodial and noncustodial parents and their representatives. The State must also obtain the views and advice of the State child support agency funded under title IV-D of the Act.

For the 2022 review, HFS retained Dr. Jane C. Venohr from the Center for Policy Research as a consultant for purposes of aiding the Committee in analyzing the economic, labor market, and case data requirements (Appendix A). Dr. Venohr was involved in the State's 2017 transition to income shares, and she continues to prepare the annual gross-to-net income tables that are part of the Schedule of Basic Child Support Obligation. Public input was collected largely through a series of virtual townhall-style meetings held statewide with child support stakeholders.

### *A. Economic and Labor Market Data*

Federal regulation requires the Committee review and consider economic data on the cost of raising children. This report uses current data to create an updated Schedule of Basic Child Support Obligation. The update also considers recent inflation. Price levels have increased 18.9% since the existing schedule was developed and October 2022, which is the most recent data available when this report was written.

The updated schedule produces increases that vary with income and the number of children. The increases become larger with more income. At combined incomes below \$7,500 net per month, the average increase is 8 to 10% depending on the number of children. For combined income between \$7,500 to \$15,000 net per month, the average increase is 6 to 11%. For combined incomes above \$15,000 net per month, the average increase is 17 to 22%. The percentage increase is higher for one child and less for more children.

Federal regulation also requires the analysis of labor market data. The intent is to gather information about the employability of low-skilled workers within a state to help inform income imputation provisions and the low-income adjustment. In most states, parents with IV-D child support cases have barriers to employment and earnings, including limited job skills, low educational attainment, history of incarceration, and other barriers. Although Illinois data are not available, national data find that 35% of parents not living with at least one of their children have incomes below 200% of the federal poverty level and are less likely to work full-time year round.

As reflected in Appendix A, labor market data available as of May 2022 reveal Illinois had a statewide unemployment rate of 4.6%, which was higher than the national rate of 3.6%. Locally, unemployment rates ranged from a low of 2.5% in Brown County to a high of 8.5% in Boone and Pulaski Counties. On average, Illinois workers work 34.6 hours per week. For retail employees, the average drops to 30.1



## ILLINOIS CHILD SUPPORT GUIDELINES QUADRENNIAL REVIEW REPORT, 2022

hours per week, and for leisure and hospitality, the number drops even further to 25.9 hours per week. Illinois' minimum wage is \$12.00 per hour in 2022 and will increase to \$13.00 per hour on January 1, 2023.<sup>6</sup> Notwithstanding Illinois' minimum wage, many high demand non-managerial/non-technical occupations in Illinois offer median wages ranging from \$14.36 per hour (retail sales) to \$30.63 per hour (human resources specialists). Other high demand occupations falling within this hourly wage range include truck drivers, sales and customer service representatives, laborers, nursing assistants, food service workers, and secretaries/administrative assistants (non-legal, medical and executive). What is clear from the labor market data relied on during this review is that Illinois workers, on average, do not see 40-hour work weeks.

### *B. Case File Data*

The Committee also analyzed case file data in accordance with the applicable federal regulation. Specifically, the Committee analyzed guidelines deviations; rates of income imputation, default, and application of the low-income adjustment; and child support payments. The federal objective, as established by a 2016 rule change, is for states to use the data to inform guidelines recommendations that limit deviations, income imputation, and defaults, as well as set appropriate low-income adjustments. Establishing support orders that consider the specific circumstances of support obligors who have limited ability to pay is more likely to result in those orders being timely paid in full.

The previous case file data analysis of Illinois support orders was from 2009. For this review, the Division of Child Support Services (hereafter, "CSS") pulled from its automated system and provided to the Committee and Dr. Venohr a data extract consisting of support orders entered in 2020. As reflected in Appendix A, the analysis of the case file data revealed a deviation rate of 3%. This rate was unchanged from the 2009 Illinois analysis and less than the deviation rates in comparable states. The majority of Illinois deviations were downward and due to the financial resources and needs of the support obligor.

Illinois' default rate for 2020 orders was 9%. This rate is well below comparable states that saw default rates from 34-40%. Of the default orders entered in Illinois, only 50% had payments made compared to 70% of non-default orders that had payments made. The percentage of current support due that was actually paid was 33% for default orders and 60% for non-default orders. These rates of compliance suggest orders entered as a result of a support obligor's participation in the process result in increased payments, which lead to more positive outcomes for the family.

---

<sup>6</sup> 820 ILCS 105/4



## ILLINOIS CHILD SUPPORT GUIDELINES QUADRENNIAL REVIEW REPORT, 2022

Because CSS's automated system does not track either income imputation or application of the low-income adjustment, proxies were developed. The rate of income imputation in Illinois was estimated by identifying the percentage of analyzed orders set at amounts equivalent to the guidelines amount for minimum-wage earners. Other states also use this methodology because income imputation at full-time minimum wage is common across the nation. This method yielded an estimated income imputation rate in Illinois of 8%, which falls on the lower end compared to comparable states. Sixty-four percent of orders with estimated imputed income saw some payments, while 68% of orders without imputed income (i.e., based on actual income) saw payments. Further, the percentage of current support due that was actually paid was 45% for orders based on imputed income compared to 58% for orders not based on imputed income.

Finally, the minimum order (\$40 per month per child) was used as a proxy for application of the low-income adjustment. Ten percent of analyzed orders were set at the minimum order. This, however, likely understates the application of the low-income adjustment because the low-income adjustment could also result in an order above the minimum amount. Generally, minimum orders see poorer payments than all analyzed orders. For example, only 46% of minimum orders had any payments while 71% of orders not set at the minimum amount had payments. This likely reflects the fact support obligors with minimum orders have income at or less than the federal poverty level.

### *C. Public Input*

As part of its effort to become more family centric, CSS has prioritized listening more closely to parental concerns and using technology to assist parents in having a more positive child support experience. For example, during the transition to income shares, HFS created and published on its website a child support estimator that parents may easily access with their electronic devices, including mobile phones. HFS has recorded over 1,000,000 "hits" to the estimator since July 1, 2017 (Appendix F). The online estimator allows parents to easily estimate child support payments and determine the allocation between them of child care expenses and health insurance costs. Making this tool available to the public not only educates parents about how child support is calculated in Illinois but also offers parents the opportunity to amicably resolve their child support issues without costly litigation.

Given the Committee's responsibility under the federal regulation to provide meaningful opportunity for public input about the guidelines, the Committee, in keeping with both CSS's family centric goals and the Committee's guiding principles for this review, partnered with CSS to develop a series of innovative virtual townhall-style meetings held via WebEx. Holding these meetings virtually was deemed to be the most efficient way to reach as many members of the public as possible with minimum imposition on them.



## ILLINOIS CHILD SUPPORT GUIDELINES QUADRENNIAL REVIEW REPORT, 2022

Participants were able to “attend” by connecting via WebEx or participating by phone.

Townhall meetings were conducted over the course of 20 Wednesday evenings from 7:00 – 8:30 p.m. to reach customers in CSS’s nine service areas:

Aurora Region  
Belleville Region  
Champaign Region  
Cook Region  
Joliet Region  
Marion Region  
Peoria Region  
Rockford Region  
Springfield Region

Two townhall meetings were held in each of these service areas with the exception of Cook, where four townhall meetings were held. Additionally, townhall meetings were held for CSS staff, victims of domestic violence, IV-D attorneys, family law private practitioners, and the judiciary for a total of 27 townhalls. CSS staff advertised the townhall meetings by sharing flyers with service partners of both HFS and the Illinois Department of Human Services; posting information on the HFS website and HFS’s social media accounts; and sending email blasts to IV-D customers. IV-D legal representatives also shared information with the public during routine child support calls.

The first townhall meeting was held January 24, 2022, for CSS staff and functioned essentially as a test run to determine what the format should look like for future townhalls with the general public. Nevertheless, many of the CSS staff who participated had personal experience with the child support system, and overall, staff provided valuable feedback to the Committee regarding choice of topics, presentation, format, and methodologies to gain maximum public input.

Thereafter, the Committee developed a list of specific child support topics to be discussed at all future townhalls that would (1) promote discussion, (2) elicit the feedback needed to meet the Committee’s 10 goals as previously stated, and (3) discourage participants from seeking legal advice from the panel about their personal situations or discussing issues unrelated to the guidelines review. As each service region held two townhalls, the topics were divided between the two weeks in each service region.

The Townhall meeting topics were:

- The basic child support obligation and whether it meets the needs of families;



## ILLINOIS CHILD SUPPORT GUIDELINES QUADRENNIAL REVIEW REPORT, 2022

- Identifying basic family needs and other child support related expenses shared by parents;
- When a child support obligation should legally terminate (e.g., age 18, high school graduation, some other date?);
- Health insurance requirements for children and allocation of uncovered healthcare costs between parents;
- Whether child support should terminate automatically upon incarceration of the support obligor;
- The multi-family adjustment and whether it meets the needs of families;
- The shared physical care child support formula, which begins when the non-majority time parent has 146 overnights or more per year, and whether the parents' and child's support needs are being met when applied.
- Other factors: Are there factors the guidelines currently do not consider that they should?

The format of the townhalls was such that panelists would introduce one of the aforementioned topics by providing a brief description of the issue and ask for comments from participants. To encourage maximum participation, a chat feature also was available during the townhall for participants to type comments or questions. Slido polls (Appendix D) and word clouds also were used. At the conclusion of each townhall meeting, participants were invited to complete an exit survey and/or send additional comments or questions to HFS via a designated email address. Parents were thanked for their participation in the townhall meeting and informed of the forthcoming creation of a community child support advisory council in 2023 and how they can volunteer to participate.

Six additional virtual townhall meetings were subsequently held by the Committee. On July 28, 2022, a townhall was held for victims of domestic violence. On October 19, 2022, two townhalls were held for family law private practitioners. On October 21, 2022, a townhall meeting was held for IV-D attorneys who shared information on how courts process IV-D cases and provided insight on judges' rulings and interpretations of the child support statute. Finally, on October 25, 2022, two townhalls were held for family law judges. A variety of topics were discussed including the guidelines, the shared care parenting formula, and courtroom procedures.

The greatest public input came from two categories of stakeholders: parents/guardians and family law private practitioners. The Committee found participants who identified as parents/guardians were concerned primarily with:

- Child support not meeting the needs of the child due to inflation;
- Child support placing an unattainable financial burden on the support obligor.
- Support orders being set too high for the support obligor, causing noncompliance.
- Child support needing to be terminated during incarceration of the support obligor.



## ILLINOIS CHILD SUPPORT GUIDELINES QUADRENNIAL REVIEW REPORT, 2022

- The overnight threshold for the implementation of the shared care child support formula being too high at 146 overnights per year.
- Child support not being spent on the child, and receipts should be provided by the support recipient.
- The inability to collect extracurricular activity, school, healthcare, and childcare expenses from the support obligor.
- Child support being based on parents' incomes; several parents suggested child support be a fixed amount for all children regardless of the parents' income; a "one size fits all" approach that does not include housing and other basic needs.
- The need for more enforcement of child support orders.

Overall, however, most parents believed the income shares model is a significant improvement over the prior model that set support as a percentage of only the support obligor's income. Parents also generally expressed that the cost sharing between parents for extracurricular activities, school, childcare, and healthcare expenses was fair so long as both parents contributed their portions.

Family law private practitioners shared many thoughts similar to the parent/guardian participants, yet they also identified other areas of concern:

- Child support orders not meeting the needs of the child;
- Failure to properly impute income to the support obligor when determining support;
- How to better assist parents seeking compliance by the other parent of expense allocation provisions in child support orders (extracurricular, school, childcare, and out-of-pocket healthcare expenses);
- The reduction in child support when the shared physical care formula is applied at 146 overnights per year (the "cliff effect");
- Litigation prompted because the non-majority time parent is requesting 146 overnights of parenting time per year to achieve a child support reduction, and the majority time parent is opposed because of the reduction.
- Support obligors who have an order for 146 or more overnights, resulting in application of the shared physical care formula, but fail to care for the child on those overnights, resulting in the support obligee receiving more overnights per year but reduced support.

The post-townhall exit surveys CSS emailed to the participants sought both demographic information as well as additional input on the topics discussed during the townhall. More than 600 completed or partially completed surveys were returned. The complete survey results summary is attached as Appendix E. Some of the survey demographics can be summarized as follows:





## ILLINOIS CHILD SUPPORT GUIDELINES QUADRENNIAL REVIEW REPORT, 2022

- Age: 40% of respondents were age 35-44; 32% were age 45-54; 16% were 55 or older; and 12% were age 25-34
- Gender: 80% of respondents identified as female, and 18% identified as male
- Race/Ethnicity: 57% of respondents identified as White/Caucasian; 22% identified as Black/African American; and 9% identified as Hispanic/Latino
- Education: 46% of respondents identified as having a bachelor's degree or post graduate degree; 28% attended a trade school or had some college credits; 13% had an associates degree; and 11% had a high school diploma or equivalent
- Employment status: 66% of respondents reported full-time employment; 17% reported part-time employment or no employment; 8% reported being unable to work; and 6% identified as self-employed
- Income: 35% of respondents reported income between \$10,000-\$50,000; 32% reported income between \$50,000-\$100,000; and 8% each reported income under \$10,000 or between \$100,000-\$150,000

Substantively, the post-townhall exit survey asked participants additional questions about incarcerated support obligors, health insurance coverage, additional children and the multi-family adjustment, whether the shared physical care adjustment was fair and equitable, and whether the support order was fair, equitable, and adequate to meet the family's needs.

### *Incarcerated Support Obligors*

On the subject of how child support should be addressed with incarcerated support obligors, 46% of respondents believed the State should automatically modify the incarcerated support obligor's child support order, while 42% of respondents indicated notice should be sent to the parties to seek modification of the existing child support order. Assuming child support was terminated during the support obligor's incarceration, the survey also asked how child support should be addressed upon the support obligor's release from incarceration. An overwhelming majority, 63%, responded that a new support order should be established. By contrast, only 37% believed the support order in effect prior to modification because of incarceration should be reinstated. When asked who should be responsible for taking action after the support obligor's release from incarceration to obtain a new support order or resume the prior order, almost 50% of respondents believed the process should happen automatically, requiring no one to take action. About 21% of respondents indicated HFS should be responsible for the process, and 17% preferred to place the responsibility on the support obligor.

Much discussion was had during the townhall meetings about the ease with which an incarcerated support obligor can access the court system to effect a modification of support. While some participants



## ILLINOIS CHILD SUPPORT GUIDELINES QUADRENNIAL REVIEW REPORT, 2022

believed child support should not be terminated due to incarceration, the majority of commenters believed incarcerated support obligors are entitled to relief from child support while incarcerated. Suggestions for what that process should look like, however, were varied.

### Health Insurance

The post-townhall survey asked participants if health insurance was addressed in their orders. Sixty-six percent of those responding said health insurance was addressed in their order. Further, 29% of respondents indicated health insurance was provided by the parent paying support, 23% said it was provided by the parent receiving support, 19% indicated health insurance is provided by HFS/Medicaid, and 15% indicated both parents shared in the health insurance costs.

### Additional Children and the Multi-family Adjustment

On the question of whether respondents support children for whom they are legally responsible other than the subject children on their child support case, 81% answered yes. The number of children for whom respondents indicated they are responsible ranged from one to five children. When asked if these other children were considered when child support was set, 41% of respondents answered no, and 33% answered yes. It is possible the 41% who answered no had child support orders entered under the pre-income shares formula, which, generally speaking, considered only the support obligor's older children for whom child support was paid pursuant to an order. In other words, a support obligor's younger children were not considered under the old formula, and a support obligee's other children, regardless of age, were not considered at all. In cases where other children were factored into the child support calculation, 32% of respondents believed the amount of credit they received in reducing their income was not fair, while only 11% believed it was fair.

### Shared Physical Care

When asked if the number of overnights spent with a child was considered when setting child support, 63% of respondents answered no, and 37% answered yes. As with the multi-family adjustment, this discrepancy could be the result of the order having been entered prior to income shares when the number of overnights with a child was not considered at all (unless the court specifically ordered a deviation from the guidelines because of significant parenting time). In cases where the number of overnights was considered, respondents were asked if the threshold of 146 overnights, which must be met before the shared physical care formula is applied, was too high or too low. Interestingly, the responses were nearly evenly split, with 51% responding the 146-night threshold was too high and 49% responding it was too low. When polled on whether the shared physical care adjustment was fair and equitable, 66% answered no, and only 34% answered yes. These results generally comport with what the Committee heard during the townhall meetings. Support obligors expressed frustration that they exercised less than 146 overnights with their child but realized no reduction in support to account for the costs they incur in



## ILLINOIS CHILD SUPPORT GUIDELINES QUADRENNIAL REVIEW REPORT, 2022

exercising those overnights, and on the other hand, support obligees expressed frustration that some obligors had more than 146 overnights in their court order, thereby resulting in a reduction of child support, yet the obligors were not actually exercising their overnights, which has the effect of placing a greater financial burden on the support obligee. On the subject of shared physical care, the general themes heard by the Committee were (1) support obligors believed the 146-night threshold was too high, and (2) support obligees believed the 146-night threshold was being used as a tool by support obligors to reduce child support when the support obligor had no intention of actually exercising the overnights that game them the reduction in the first place.

### Concerns Expressed by Parents Receiving Support

Seventy-nine percent of respondents to the post-townhall survey identified as receiving support or being entitled to receive support. When asked if the support amount on their case was enough to support their child(ren), 80% answered no. To fill the gap, respondents indicated they borrow from family/friends (45%), have secondary employment (36%), receive food stamps/SNAP (32%), and/or receive public assistance (27%). In a category described as “Other,” respondents shared other ways in which they subsidize their household needs when child support is inadequate:

- Buying second-hand items
- Keeping HVAC settings high or low to reduce utility costs
- Seeking assistance from food pantries, churches, Salvation Army
- Borrowing from a 401k
- Obtaining loans
- Going without
- Free child care from family members
- Working overtime
- Clipping coupons/taking advantage of sales/buying on payment plans
- Seeking fee waivers/grants/scholarships for school/activities
- Deferring own healthcare needs
- Dipping into savings
- Receiving WIC
- Having a new spouse/partner take a second job
- Assuming credit card debt
- Living in public housing

Among respondents who receive child support, 95% were dissatisfied with the amount.



## ILLINOIS CHILD SUPPORT GUIDELINES QUADRENNIAL REVIEW REPORT, 2022

### Concerns Expressed by Parents Paying Support

Twenty-one percent of respondents to the post-townhall survey identified as paying support or being required to pay support. When asked if the amount of child support they were ordered to pay was fair and equitable, 85% responded no. When asked why their orders were not fair and equitable, 28% indicated they contribute in other ways to their child's support (clothes/food/activities), and 27% believed the support amount was too high. Nearly 46% of respondents cited other reasons why their orders were not fair and equitable, including:

- Unable to afford personal monthly expenses
- A second family's needs were not being met
- The other parent's assets are greater
- Another child support order was not considered
- Support did not go to the child
- Child support should not be used for rent
- The other parent had no legitimate need for support
- Personal standard of living was reduced
- The number of overnights was not equal to the other parent's
- Other children living in obligor's home
- Unable to feed children during overnights

Ultimately, 81% of support obligors reported being dissatisfied with the amount of support they were ordered to pay. When asked if they felt their voice was heard, 81% of respondents answered no.



### Section III: Committee Findings and Recommendations

During the course of this review, the Committee, in keeping with its guiding principles, sought legislation not only to complete the transition to an income shares model, but also to enhance the lives of and better serve Illinois families in the child support system. Examples of this legislation include but are not limited to the following:

- PA 102-823, effective May 13, 2022, amended 750 ILCS 5/505 to give courts discretion to order either or both parents to secure their child support obligation, in whole or in part, with reasonably affordable life insurance on the life of one or both parents on such terms as the parties agree or as the court orders.
- PA 102-0087, effective January 1, 2022, revised 750 ILCS 5/505.2 to comport with the changes to 750 ILCS 5/505 made with the passage of income shares. Specifically, § 505(a)(4) requires that when a court orders child support, the court also order public or private health insurance coverage for the child and allocate the associated costs between the parents.
- PA 102-0541, effective August 20, 2021, amended the Public Aid Code to clarify, among other things, that an order for custody/allocation of parental responsibilities is not a prerequisite to establishment or enforcement of a child support order; additionally, this Public Act also amended 750 ILCS 5/510 to remove language that stated receipt of medical assistance, i.e., public health insurance, shall not be considered to meet the need to provide for a child's health care needs.
- PA 101-0336, effective August 9, 2019, amended 305 ILCS 5/10-16.5 to permit HFS to determine, by administrative rule, if or how it will enforce interest on past due child support in IV-D cases. HFS subsequently issued the rule found at 89 Ill. Adm Code 160.89, which sets forth the criteria that must be met before HFS will complete an interest determination. This change was intended to remove from HFS's purview and return to Illinois families the decision about whether or not to assess interest on past due child support. PA 101-0336 also amended the Illinois Vehicle Code<sup>7</sup> to eliminate the requirement that a support obligor whose driver's license has been suspended a second time for failure to pay child support be required to pay their past due balance in full before their driver's license can be reinstated.

Notwithstanding these important pieces of legislation, the Committee believes further legislative enhancements consistent with the Committee's guiding principles can be made that would increase fair and equitable outcomes and further strengthen families. The following findings and recommendations

---

<sup>7</sup> 625 ILCS 5/1-100 *et seq.*



## ILLINOIS CHILD SUPPORT GUIDELINES QUADRENNIAL REVIEW REPORT, 2022

are based on the Committee’s review of federal child support regulations, the current Illinois child support guidelines, current economic data, and public input from child support stakeholders.

### *A. The Child Support Guidelines*

**Federal Requirements** 45 CFR 302.56(e) requires states review and, if appropriate, revise their child support guidelines at least once every four years to ensure their application results in the determination of appropriate child support order amounts.

**Illinois Child Support Guidelines** 750 ILCS 5/505(a) provides, in pertinent part, “the Court may order either or both parents owing a duty of support to a child of the marriage or civil union to pay an amount reasonable and necessary for support.” The current Illinois child support guidelines, which are known as the Schedule of Basic Child Support Obligation, became effective July 1, 2017, when Illinois transitioned from a child support model based solely on a percentage of the support obligor’s income to an income shares model that accounts for both parents’ incomes. The current Schedule of Basic Child Support Obligation, which is comprised of both a Gross to Net Income Conversion Table and an Income Shares Schedule based on parents’ combined adjusted net income, is based on economic data from 2017. The economic measurement model adopted by Illinois at that time was BR4. The Schedule of Basic Child Support Obligation currently provides child support guidelines for parents earning up to a combined net income of \$30,000 per month.

**Findings** The Committee considered the research, economic data, and recommendations provided by Dr. Venohr as well as public input from the townhall meetings and townhall meeting exit surveys. The Committee determined the Schedule of Basic Child Support Obligation should be reviewed and considered the adoption of BR5 as the economic measurement model. The Committee also reviewed the current Schedule of Basic Child Support Obligation’s cap of \$30,000 per month of combined net income and determined there is more credible data to support a guideline cap at \$25,000 per month of combined net income with extrapolation options for parents with greater combined income.

**Recommendation** The Committee recommends three changes to the child support guidelines: (1) updating the Schedule of Basic Child Support Obligation; (2) adopting BR5 as the economic model; and (3) capping the Schedule of Basic Child Support Obligation at \$25,000 per month of combined net income.



## *B. Imputation of Income*

### **Federal Requirements**

45 CFR 302.56(c)(iii) requires state child support guidelines must, if imputation of income is authorized, take into consideration the specific circumstances of the support obligor (and at the State's discretion the support obligee) to the extent known, including such factors as the support obligor's:

assets  
residence  
employment and earnings history  
job skills  
educational attainment  
literacy  
age  
health  
criminal record and other employment barriers  
record of seeking work  
the local job market  
availability of local employers willing to hire the support payor  
prevailing earnings level in the local community  
other relevant background factors in the case

### **Current Illinois Law**

Imputation of income for calculating child support is authorized by 750 ILCS 5/505(a)(3.2), which states:

If a parent is voluntarily unemployed or underemployed, child support shall be calculated based on a determination of potential income. A determination of potential income shall be made by determining employment potential and probable earnings level based on the obligor's work history, occupational qualifications, prevailing job opportunities, the ownership by a parent of a substantial non-income producing asset, and earnings levels in the community.

### **Findings**

One of the issues before the Committee is whether 750 ILCS 5/505(a)(3.2) adequately comports with the requirements set forth in 45 CFR 302.56(c)(iii). In addition to reviewing the plain language of the statute,



## ILLINOIS CHILD SUPPORT GUIDELINES QUADRENNIAL REVIEW REPORT, 2022

the Committee sought to determine how the existing statute is applied in practice by consulting with IV-D attorneys and family law judges.

Discussion with IV-D attorneys representing CSS in child support court proceedings revealed many courts impute full-time minimum wage earnings to support obligors without considering the requirements of 750 ILCS 5/505(a)(3.2). In other words, the only factor some courts consider when imputing income to the support obligor is the fact the support obligor is unemployed or underemployed. Additionally, some IV-D attorneys revealed they request courts impute minimum wage earnings to support obligors. As stated above, the case data file analysis shows the percentage of current support due on imputed income orders that actually is paid is only 45%.

***Recommendation*** In an effort to reduce inappropriate imputation of income, which leads to uncollected debt, the Committee recommends the specific factors listed in 45 CFR 302.56(c)(iii) be incorporated into 750 ILCS 5/505(a)(3.2). The Committee further recommends additional language permitting courts to impute income to a party only upon conducting an evidentiary hearing or by agreement of the parties and requiring courts make specific written findings identifying the basis or bases for imputing income.

The Committee proposes the following statutory language:

(3.2) Unemployment or underemployment. If a parent is voluntarily unemployed or underemployed, child support shall be calculated based on a determination of potential income. ~~A determination of potential income shall be made by determining employment potential and probable earnings level based on the obligor's work history, occupational qualifications, prevailing job opportunities, the ownership by a parent of a substantial non-income producing asset, and earnings levels in the community. If there is insufficient work history to determine employment potential and probable earnings level, there shall be a rebuttable presumption that the parent's potential income is 75% of the most recent United States Department of Health and Human Services Federal Poverty Guidelines for a family of one person.~~

(A) In determining potential income, the court shall consider the specific circumstances of a party, to the extent known, including but not limited to the parent's:

assets

ownership of a substantial non-income producing asset

residence

employment and earnings history

job skills

educational attainment

literacy





age

health

criminal record and other employment barriers

record of seeking work

The court shall also consider the local job market, availability of local employers willing to hire the parent, prevailing earning levels in the local community, and other relevant background factors in the case. If there is insufficient work history to determine employment potential and probable earnings level, there shall be a rebuttable presumption that the parent's potential income is 75% of the most recent United States Department of Health and Human Services Federal Poverty Guidelines for a family of one person.

(B) The Court may impute income to a party only upon conducting an evidentiary hearing or by agreement of the parties. Imputation of income shall be accompanied by specific written findings identifying the basis or bases for imputation utilizing the above factors.

### *C. Incarcerated Support Obligors*

#### **Federal Requirements**

Pursuant to 45 CFR 302.56(c)(3), state child support guidelines must provide that incarceration may not be treated as voluntary unemployment for purposes of establishing or modifying child support. Further, 45 CFR 303.8(b) provides a state, upon learning a support obligor will be incarcerated for more than 180 calendar days, may take one of two actions to effect a modification of the order. Under 45 CFR 303.8(b)(2), a state may, without the need for a request and upon notice to both parties, automatically review and, if appropriate, adjust the order without proof of a substantial change in circumstances. If a state elects not to implement the option in (b)(2), then, pursuant to 45 CFR 303.8(b)(7)(ii), the state must, within 15 business days of learning of the incarceration, send notice to both parties notifying them of their right to request a review and adjustment, if appropriate. Notice and review under (b)(7)(ii) are not required if a state has a law or rule that modifies child support by operation of law upon incarceration.

#### **Current Illinois Law**

750 ILCS 5/505(a)(3.3b) provides a rebuttable presumption that a zero-dollar order shall enter for parents who cannot work due to incarceration. Illinois law does not, however, provide a framework consistent with 45 CFR 303.8(b) that would allow for automatic review and adjustment upon incarceration or modification by operation of law. The practical effect of this is that IV-D and non IV-D child support cases are treated disparately. For example, when a IV-D child support order requires modification due to incarceration, CSS follows the process detailed in 45 CFR 303.8(b)(7)(ii) by sending notice to both parties



## ILLINOIS CHILD SUPPORT GUIDELINES QUADRENNIAL REVIEW REPORT, 2022

of their right to request review and adjustment. CSS also follows up with incarcerated support obligors by sending staff to Department of Corrections facilities to assist incarcerated support obligors in completing the necessary paperwork to pursue a modification due to incarceration. For non IV-D child support orders, however, the incarcerated support obligor is required to pursue a modification on their own or with the assistance of an attorney, and failure to pursue a modification means the support obligation remains in effect.

### **Committee Findings**

In Illinois, incarcerated support obligors have more than twice the child support debt as non-incarcerated support obligors.

In response to 45 CFR 303.8, multiple other states have implemented legislation allowing for termination of child support orders by operation of law when a support obligor is incarcerated.

- California – 2015 California AB 610
- Connecticut – Conn. Gen. State § 46b-215e
- Georgia – Ga. Code § 19-6-15 (see also 2018 SB 427 line 117)
- Indiana – Ind Code § 31-9-2-54.7, 31-16-6-1, 31-16-8-4, 31-24-4-17 (see also 2018 SB 179)
- Louisiana – La. Rev. Stat. § 9:311, 9:311.1, 9:315.11, La. Children’s Code, Art. 1353: G
- Michigan - 552.605d
- Nebraska – Neb. Rev. Stat. § 43-512.12, 43-512.15
- North Dakota – 14-09-09.38
- Oregon – Or. Rev. Stat. § 25.247
- Rhode Island – R.I. Gen. Laws § 15-5-16.2
- Utah – Utah Code § 78B-12-203

Post-townhall survey data indicated 63% of responding participants believe child support should terminate automatically while a parent is incarcerated. Additionally, participants raised concerns about resuming child support upon a support obligor’s release, including how soon after parole and at what level.

**Recommendation** The Committee recommends language be added to 750 ILCS 5/510 and 305 ILCS 5/10-10 stating that incarceration for at least 180 consecutive days constitutes a substantial change of circumstances for purposes of modifying child support. The Committee further recommends 750 ILCS 5/510 be amended to include a rebuttable presumption that a child support obligation be modified to \$0 (zero dollars), provided:



## ILLINOIS CHILD SUPPORT GUIDELINES QUADRENNIAL REVIEW REPORT, 2022

- 1) the child support agency or incarcerated support obligor files a Notice of Incarceration with the Clerk of the Court with jurisdiction over the support order and properly serves a copy upon the support obligee; and
- 2) the support obligee fails to request a hearing within 30 days of the date of service of the Notice of Incarceration.

The Committee recommends specific statutory requirements relative to the Notice of Incarceration be incorporated into 750 ILCS 5/510 and elsewhere as appropriate.

In an effort to balance the interests of both the support obligee and the support obligor, the Committee recommends additional legislative provision that, when support has been reduced to zero based on a Notice of Incarceration, upon a support obligor being paroled, child support shall resume under the same terms in effect prior to incarceration and within a reasonable period of time after parole unless the child support agency or the support obligor files a petition seeking further modification. As the Committee's recommendations make incarceration a substantial change of circumstances, the support obligor may file a motion to modify the amount of support any time after parole.

### *D. Multi-Family Adjustment*

**Current Illinois Law** 750 ILCS 5/505(a)(3)(f)(I) includes a multi-family adjustment to income for parents who are legally responsible for the support of a child not shared with the other parent and not subject to the child support proceeding before the tribunal. The multi-family adjustment takes two forms. First, a parent can receive a multi-family adjustment with a court order for support actually paid pursuant to a child support order. Second, upon the request of a parent actually supporting a presumed, acknowledged, or adjudicated child living in or outside the parent's home for whom there is no court order for support, the parent can receive a deduction from their income for the lesser of the amount of financial support actually paid or 75% of what the parent should pay for support under the guidelines. Under both options, the deduction is required unless the court makes a finding the adjustment would cause economic hardship to the child who is the subject of the support proceeding. These adjustments are available to both parents.

**Committee Findings** The Committee considered comments from IV-D attorneys, family law practitioners, and the judiciary when reviewing the multi-family adjustment. Overall, the Committee found the multi-family adjustment, both with and without a court order, met the needs of families and fulfilled the intent of those who aided in drafting the income shares model to treat all children fairly. Because multi-family



court orders are not usually determined contemporaneously, there may be an initial disparity in child support orders, but if those orders are later reviewed and modified contemporaneously, the results have been fair and equitable.

Regarding the multi-family adjustment without a court order, family law private practitioners expressed concern about requiring parents who request this adjustment to prove they are legally responsible for the child(ren) for whom they are requesting the adjustment. Although 750 ILCS 5/505(a)(3)(f)(I)(ii) references presumed, acknowledged, or adjudicated child, it does not require the parent requesting the deduction to provide proof of a legal relationship with the child.

**Recommendation** That additional language is needed to clarify the multi-family adjustment without order provision in 750 ILCS 5/505(a)(3)(f)(I)(ii). Specifically, the Committee recommends this provision be clarified to make clear the term “child” as used in this subsection is ascribed the same definition as that found at the beginning of 505(a), which includes “any child under age 18 and any child age 19 or younger who is still attending high school.” Additionally, the Committee recommends adding language that any parent requesting the multi-family adjustment without a court order be required to provide documentation they are legally responsible for the child for whom the adjustment is sought.

### *E. Shared Physical Care Child Support Formula*

**Current Illinois Law** 750 ILCS 5/505(a)(3.8) sets forth a child support formula for the shared physical care of a child by the parents, which provides that when the non-majority time parent has 146 or more overnights per year, the basic child support obligation is multiplied by 1.5. The multiplier is used to help the parents defray the additional fixed and variable expenses incurred with the shared physical care of their child. Each parent’s share of child support is determined, and the child support obligation is then computed for each parent by multiplying the parent’s portion of the shared care support obligation by the percentage of time the child spends with the other parent. The respective child support obligations are then offset with the parent owing more child support paying the difference between the child support amounts. This is a “cross-credit” formula used to determine child support when parents have shared physical care of their children.

**Committee Findings** The shared physical care child support formula was part of the income shares statute that became effective July 1, 2017. Although parents, family law private practitioners, and the judiciary welcomed the concept of child support for cases involving shared physical care, there has been much criticism of this formula. Support obligees contend the formula creates a “cliff effect” that significantly reduces child support beginning at 146 overnights of parenting time with the non-majority time parent.



## ILLINOIS CHILD SUPPORT GUIDELINES QUADRENNIAL REVIEW REPORT, 2022

Many non-majority time parents believe the threshold of 146 overnights is too high to achieve shared care parenting time. The judiciary and family law private practitioners have observed there is increased litigation over parenting time as parties attempt to reach or resist the 146 overnight per year parenting time threshold.

**What are Other States Doing?** The Committee studied other states' shared care formulas. Currently, 20 states utilize the same cross-credit formula with a multiplier of 1.5. One state uses a cross-credit formula with no multiplier, and yet another utilizes a cross-credit formula with a multiplier of 1.4.

The Committee also reviewed other shared care formulas, including sliding scale formulas, which provide for parenting time credits beginning after a certain number of overnights per year. For example, Oregon's child support formula provides for a parenting time credit beginning at 38 overnights per year. Although the mathematical formula is quite complex, a parenting time credit schedule for each parenting time overnight can be created and utilized when parties have shared physical care of their children. By providing a credit that reflects incremental daily percentages, it is believed this may eliminate the "cliff effect," which in turn should decrease litigation between parents who are attempting to reach or resist a parenting time threshold.

After reviewing other shared care formulas and computations, the Committee determined it would be possible to remove the "cliff effect" in shared care cases by both using a multiplier of 1.7 and lowering the parenting time threshold. The 1.7 multiplier was arrived at by the income shares/maintenance subcommittee of the Illinois State Bar Association, and their PowerPoint presentation is attached as Appendix G. The multiplier was increased to defray the actual cost of shared physical care parenting time for Illinois families, as the subcommittee determined the 1.5 multiplier was too low for Illinois families sharing physical care of their children.

**Recommendation** The Committee recommends 750 ILCS 5/505(a)(3.8) be researched to determine if the shared physical care parenting time threshold of 146 overnights per year should be reduced and the shared physical care multiplier increased based on economic data or, alternatively, whether an incremental (daily) parenting time credit schedule should be developed when a specified parenting time threshold is attained by the non-majority time parent before the credit is applied. Until a new Schedule of Basic Child Support Obligation is available, the Committee believes it is premature to recommend a specific shared care parenting time formula.



### *F. Minimum Child Support Orders*

The Committee recommends there be no change to 750 ILCS 5/505(a)(3.3a) with respect to the \$40 per month per child minimum support order (capped at \$120 per month for all of a support obligor's children).

### *G. Self-Support Reserve*

750 ILCS 5/505(a)(3.3a) sets forth a rebuttable presumption for a minimum child support obligation when the obligor has actual or imputed income at or less than 75% of the most recent United States Department of Health and Human Services Federal Poverty Guidelines for a single person. After careful consideration, the Committee recommends HFS promulgate and determine the computational basis for minimum dollar orders based on the most recent United States Department of Health and Human Services Federal Poverty Guidelines.



## APPENDICES

# Review of the Illinois Child Support Guidelines: Findings from the Analysis of Data

*Submitted to:*

Illinois Department of Healthcare and Family Services  
Division of Child Support Services  
Springfield, Illinois 62702

*Submitted by:*

Jane Venohr, PhD  
Savahanna Matyasic, MSW



1570 Emerson St., Denver, CO 80218 | Tel: (303) 837-1555 | [centerforpolicyresearch.org](http://centerforpolicyresearch.org)

(Dec. 30, 2022)

Points of view expressed in this document are those of the authors and do not necessarily represent the official position of the committee reviewing the guidelines, the State, or Child Support Advisory Committee. The authors are responsible for any errors and omissions.



## TABLE OF CONTENTS

Section 1: Introduction and Purpose .....	3
Section 2: Findings from the Analysis of Case File Data and Labor Market Data .....	8
Findings from the Analysis of Case File Data .....	8
Characteristics of Orders .....	9
Analysis of Federally Required Fields .....	15
Findings from the Analysis of Labor Market Data .....	22
Section 3: Cost of Raising Children and Schedule Update .....	30
Key Assumptions of Updated Schedule .....	30
Underlying Data and Assumptions Used to Develop Updated Schedule .....	31
Factor 1: Guidelines Model .....	31
Factor 2: Economic Study .....	33
Betson-Rothbarth Studies .....	33
Other Economic Studies .....	43
Factor 3: Adjust to Current Price Levels .....	45
Factor 4: Exclude Childcare Expenses and Out-of-Pocket Healthcare Costs .....	46
Factor 5: Conversion of Expenditures to After-Tax Income .....	48
Factor 6: Extend to Higher Incomes .....	48
Section 4: Impact of Updating the Schedule .....	49
Section 5: Summary and Conclusions .....	56
Appendix A: Technical Documentation of the Updated Schedule .....	58
Appendix B: Side-by-Side Comparisons .....	66

## SECTION 1: INTRODUCTION AND PURPOSE

This report summarizes the findings from the data analysis conducted for Illinois’s 2022 child support guidelines review and uses more current data to prepare an updated child support schedule for Illinois. Federal regulation (45 C.F.R. § 302.56) requires states to review their guidelines at least once every four years. As part of that review, states must consider economic data on the cost of raising children; examine case file data to analyze the application and deviation from the guidelines, payment data, and the rates of income imputation, default, and application of the low-income adjustment; consider labor market data; and fulfill other requirements.

This report documents Illinois’s compliance with the federal data requirements. It also documents the economic basis of the updated child support schedule favored by the Commission reviewing the child support guidelines.

Illinois provides its child support schedule in state statute (750 ILCS 5/505.2). The core of the guidelines calculation is a schedule that specifies the basic support obligation depending on the combined income of the parents and the number of children. It is based on economic evidence on the cost of raising children. Exhibit 1 provides an excerpt of the existing schedule. The support obligation is determined by prorating the payer-parent’s share of the basic obligation. For example, if the income of the paying-parent is \$3,050 per month and the income of the receiving-parent is \$2,000 per month, the combined monthly income is \$5,050 per month. The basic obligation for a combined monthly income of \$5,050 for one child, based on Exhibit 1, is \$949 per month. This reflects economic data on how much parents spend on the child based on their combined income. Each parent is financially responsible their prorated share of \$949. The payer-parent’s prorated share of the parents’ combined net income is 60.4 percent (*i.e.*, \$3,050 divided by \$5,050), which is \$573 per month (60.4% multiplied by \$949). This is the basis of the child support obligation, although there may be additional adjustments for other considerations such as joint/shared physical custody.

**Exhibit 1: Excerpt of Basic Child Support Schedule**

Combined Adjusted Net Income		One Child	Two Children	Three Children
5025.00	- 5074.99	949	1433	1713
5075.00	- 5124.99	956	1443	1725
5125.00	- 5174.99	962	1453	1737
5175.00	- 5224.99	969	1462	1749
5225.00	- 5274.99	975	1472	1761
5275.00	- 5324.99	981	1482	1773
5325.00	- 5374.99	988	1492	1785
5375.00	- 5424.99	994	1502	1797
5425.00	- 5474.99	1001	1511	1808

Illinois adopted the income shares model (including the income shares schedule) in 2017. This is the last time the schedule was updated. It was based on February 2017 price levels. It is based on the most current economic study of child-rearing expenditures available at that time. Since then, a new study has been released. An updated schedule is developed in this report using the more current study.

Child support is an important source of income to many Illinois children. Based on the U.S. Census American Community Survey, 2,794,299 children lived in Illinois in 2021.<sup>1</sup> The 2022 Kids Count reports several statistics that are relevant to child support.<sup>2</sup>

- The percentage of Illinois children living in poverty is 16 percent, while it is 17 percent nationally.<sup>3</sup>
- The percentage of children whose parents lack secure employment is 26 percent in Illinois and 27 percent nationally.
- The percentage of children living in single-parent families is 33 percent in Illinois and 34 percent nationally.
- The percentage of Illinois female-headed families receiving child support is 28 percent, while it is 26 percent nationally.<sup>4</sup>

Still, many Illinois families benefit from child support. In federal fiscal year (FFY) 2021, the state child support agency, which is called the Division of Child Support Services (DCSS) and is under the Illinois Department of Healthcare and Family Services (DHFS), served 377,915 cases.<sup>5</sup> In FFY 2021, DCSS established 21,267 support orders,<sup>6</sup> collected and distributed over \$754 million in child support, and received 62 percent of the current support due. Other than certain types of public assistance cases, use of DCSS is not mandated. The number of child support cases that are not part of DCSS, and the collections on those cases are unknown. National data finds that the characteristics of cases receiving government child support services differ vastly from those that do not. One way they differ is cases in the government caseload are more likely to involve impoverished families and families receiving means-tested assistance.<sup>7</sup>

Although state data are not available, a 2015 national study found that without child support, the child poverty rate would be 7.0 percentage points higher.<sup>8</sup> Nonetheless, other national research finds that

---

<sup>1</sup> U.S. Census American Community Survey 2019. Retrieved from <https://data.census.gov>.

<sup>2</sup> Most of the statistics are averaged across 2016–2020. Annie E. Casey Foundation. (2022). *2022 Kids Count Data Book: State Trends in Child Well-Being*. Retrieved from <https://assets.aecf.org/m/resourcedoc/aecf-2021kidscountdatabook-2022.pdf>.

<sup>3</sup> This is from 2020 data rather than 2019.

<sup>4</sup> For this particular data field, the data is actually from 2018–2020. Retrieved from <https://datacenter.kidscount.org/data/tables/10453-female-headed-families-receiving-child-support?loc=52&loct=2#detailed/2/52/false/1985,1757,1687/any/20156,20157>.

<sup>5</sup> Federal Office of Child Support Enforcement. (2022). *Office of Child Support Preliminary Report 2022*. Retrieved from <https://www.acf.hhs.gov/css/policy-guidance/fy-2021-preliminary-data-report-and-tables>.

<sup>6</sup> Five years ago, CSS established over 30,000 orders per year. It is believed that the count is down due to the pandemic and other factors.

<sup>7</sup> See Sorensen, Elaine. (Nov. 2021.) *Characteristics of Custodial Parents and Their Children: Who receives Child Support (IV-D) Services and Who Doesn't*. Retrieved from [https://www.acf.hhs.gov/sites/default/files/documents/ocse/characteristics\\_cps\\_and\\_their\\_children.pdf](https://www.acf.hhs.gov/sites/default/files/documents/ocse/characteristics_cps_and_their_children.pdf)

<sup>8</sup> Sorensen, Elaine. (Dec. 2016). "The Child Support Program Is a Good Investment." *The Story Behind the Numbers*. Federal Office of Child Support Enforcement. p. 8. Retrieved from [https://www.acf.hhs.gov/sites/default/files/programs/css/sbtn\\_csp\\_is\\_a\\_good\\_investment.pdf](https://www.acf.hhs.gov/sites/default/files/programs/css/sbtn_csp_is_a_good_investment.pdf).

almost a quarter of nonresidential parents have no or limited reported earnings.<sup>9</sup> These statistics underscore the delicate balance at low incomes where child support can help lift families out of poverty, but must recognize that low-income parents who are not living with the child may have a limited ability to pay.

## FEDERAL REQUIREMENTS

As shown in Exhibit 2, federal regulation imposes many requirements of state child support guidelines and state guidelines review processes. Federal regulation expanded state requirements in 2016 through the Flexibility, Efficiency, and Modernization in Child Support Enforcement Programs (FEM) rule.<sup>10</sup> The 2022 Illinois Child Support Advisory Committee addressed the expanded federal requirements of state guidelines. Their findings are summarized in their report.

The FEM rule also expanded what data states must consider as part of their periodic guidelines review. Prior to FEM, states only needed to consider economic data on the cost of raising children and collect and analyze case file data on guidelines deviations. The intent was to use the economic data to update the child support schedule/formula if deemed appropriate by the state, and to use the deviation data to develop guidelines provisions that would keep deviations at a minimum.<sup>11</sup> Besides economic data and deviation data, states are now also required to consider labor market data and use their case file data to analyze payment data and rates of income imputation, defaults, and application of the low-income adjustment.

In general, the 2016 federal rule changes aim to increase regular, on-time payment to families; increase the number of obligated parents working and supporting their children; and reduce the accumulation of unpayable arrears accumulated by parents with no or little ability-to-pay.<sup>12</sup> The federal rule changes were particularly intent on improving child support policies among low-income cases. The expanded data requirements are intended to encourage states to develop data-based recommendations that will improve their guidelines. The final rule signaled out income imputation as an overused approach to determining income among low-income obligated parents.<sup>13</sup> The narrative surrounding the FEM rule also noted the correlation between income imputation and default orders as well as the importance of engaging both parents in the order establishment process in order to produce more accurate order

---

<sup>9</sup> Sorensen, Elaine. (Feb. 7, 2014). *Employment and Family Structure Changes: Implications for Child Support*. Presentation to the National Child Support Enforcement Association, Washington, D.C.

<sup>10</sup> See Federal Office of Child Support Enforcement. (Dec. 20, 2016). Actional Transmittal (AT-16-06) *Final Rule: Flexibility, Efficiency, and Modernization in Child Support Enforcement Programs*. Retrieved from <https://www.acf.hhs.gov/css/policy-guidance/final-rule-flexibility-efficiency-and-modernization-child-support-enforcement>.

<sup>11</sup> 45 C.F.R. § 302.56(h)(2).

<sup>12</sup> U.S. Department of Health and Human Services. (Nov. 17, 2014). "Flexibility, Efficiency, and Modernization in Child Support Enforcement Programs: Proposed Rulemaking" 79 *Fed. Register*, p. 68548. Retrieved from <https://www.govinfo.gov/content/pkg/FR-2014-11-17/pdf/2014-26822.pdf>.

<sup>13</sup> U.S. Department of Health and Human Services Centers for Medicaid Services. (Dec. 20, 2016). "Flexibility, Efficiency, and Modernization in Child Support Enforcement Programs: Final Rule." 81 *Fed. Register*. 244, p. 93520. Retrieved from <https://www.gpo.gov/fdsys/pkg/FR-2016-12-20/pdf/2016-29598.pdf>.

setting.<sup>14</sup> The proposed and final rule cited research finding support orders set beyond a low-income parent's ability to pay (particularly when income is imputed above the actual earnings of a low-income parent) go unpaid and result in uncollectible arrears balances.<sup>15</sup>

## ORGANIZATION OF REPORT

Section 2 summarizes the findings from the analysis of case file data and labor market data.

Section 3 reviews the economic data on the cost of raising children and uses it to develop an updated schedule. It also lists the steps and economic data used to develop an updated child support schedule.

Section 4 analyzes the impact of the existing and updated schedule using case scenarios.

Section 5 provides conclusions.

Appendix A provides additional analysis of payment data for the case file review.

Appendix B provides a side-by-side comparison of the updated schedules to the existing schedule.

---

<sup>14</sup> U.S. Department of Health and Human Services. (Nov. 17, 2014). "Flexibility, Efficiency, and Modernization in Child Support Enforcement Programs: Proposed Rulemaking" 79 *Fed. Reg.* 221, p. 68554. Retrieved from <https://www.govinfo.gov/content/pkg/FR-2014-11-17/pdf/2014-26822.pdf>.

<sup>15</sup> *Ibid.* p. 68555.

## Exhibit 2: Federal Regulations Pertaining to State Child Support Guidelines

### 45 C.F.R. § 302.56 Guidelines for setting child support orders

- (a) Within 1 year after completion of the State's next quadrennial review of its child support guidelines, that commences more than 1 year after publication of the final rule, in accordance with § 302.56(e), as a condition of approval of its State plan, the State must establish one set of child support guidelines by law or by judicial or administrative action for setting and modifying child support order amounts within the State that meet the requirements in this section.
- (b) The State must have procedures for making the guidelines available to all persons in the State.
- (c) The child support guidelines established under paragraph (a) of this section must at a minimum:
  - (1) Provide that the child support order is based on the noncustodial parent's earnings, income, and other evidence of ability to pay that:
    - (i) Takes into consideration all earnings and income of the noncustodial parent (and at the State's discretion, the custodial parent);
    - (ii) Takes into consideration the basic subsistence needs of the noncustodial parent (and at the State's discretion, the custodial parent and children) who has a limited ability to pay by incorporating a low-income adjustment, such as a self-support reserve or some other method determined by the State; and
    - (iii) If imputation of income is authorized, takes into consideration the specific circumstances of the noncustodial parent (and at the State's discretion, the custodial parent) to the extent known, including such factors as the noncustodial parent's assets, residence, employment and earnings history, job skills, educational attainment, literacy, age, health, criminal record and other employment barriers, and record of seeking work, as well as the local job market, the availability of employers willing to hire the noncustodial parent, prevailing earnings level in the local community, and other relevant background factors in the case.
  - (2) Address how the parents will provide for the child's health care needs through private or public health care coverage and/or through cash medical support;
  - (3) Provide that incarceration may not be treated as voluntary unemployment in establishing or modifying support orders; and
  - (4) Be based on specific descriptive and numeric criteria and result in a computation of the child support obligation.
- (d) The State must include a copy of the child support guidelines in its State plan.
- (e) The State must review, and revise, if appropriate, the child support guidelines established under paragraph (a) of this section at least once every four years to ensure that their application results in the determination of appropriate child support order amounts. The State shall publish on the internet and make accessible to the public all reports of the guidelines reviewing body, the membership of the reviewing body, the effective date of the guidelines, and the date of the next quadrennial review.
- (f) The State must provide that there will be a rebuttable presumption, in any judicial or administrative proceeding for the establishment and modification of a child support order, that the amount of the order which would result from the application of the child support guidelines established under paragraph (a) of this section is the correct amount of child support to be ordered.
- (g) A written finding or specific finding on the record of a judicial or administrative proceeding for the establishment or modification of a child support order that the application of the child support guidelines established under paragraph (a) of this section would be unjust or inappropriate in a particular case will be sufficient to rebut the presumption in that case, as determined under criteria established by the State. Such criteria must take into consideration the best interests of the child. Findings that rebut the child support guidelines shall state the amount of support that would have been required under the guidelines and include a justification of why the order varies from the guidelines.
- (h) As part of the review of a State's child support guidelines required under paragraph (e) of this section, a State must:
  - (1) Consider economic data on the cost of raising children, labor market data (such as unemployment rates, employment rates, hours worked, and earnings) by occupation and skill-level for the State and local job markets, the impact of guidelines policies and amounts on custodial and noncustodial parents who have family incomes below 200 percent of the Federal poverty level, and factors that influence employment rates among noncustodial parents and compliance with child support orders;
  - (2) Analyze case data, gathered through sampling or other methods, on the application of and deviations from the child support guidelines, as well as the rates of default and imputed child support orders and orders determined using the low-income adjustment required under paragraph (c)(1)(ii) of this section. The analysis must also include a comparison of payments on child support orders by case characteristics, including whether the order was entered by default, based on imputed income, or determined using the low-income adjustment required under paragraph (c)(1)(ii). The analysis of the data must be used in the State's review of the child support guidelines to ensure that deviations from the guidelines are limited and guideline amounts are appropriate based on criteria established by the State under paragraph (g); and
  - (3) Provide a meaningful opportunity for public input, including input from low-income custodial and noncustodial parents and their representatives. The State must also obtain the views and advice of the State child support agency funded under title IV-D of the Act.

## SECTION 2: FINDINGS FROM THE ANALYSIS OF CASE FILE DATA AND LABOR MARKET DATA

This section documents the findings from the analysis of case file data and labor market data considered for the 2022 review of the Illinois child support guidelines. The analyses fulfill the federal requirements (45 C.F.R § 302.56(h)) pertaining to case file and labor market data shown in Exhibit 2.

### FINDINGS FROM THE ANALYSIS OF CASE FILE DATA

The analysis of case file data is based upon orders that were extracted from the management information system used by the Division of Child Support Services (DCSS) for tracking child support orders in Illinois (KIDS). Orders extracted for analysis were selected using the following criteria:

- The order was newly established in state fiscal year 2020 (July 1, 2019 – June 30, 2020) for a DCSS case; and
- The order was a non-responding interstate order; in other words, the Illinois guidelines would apply to the order.

This resulted in 10,095 unique orders for analysis. The data extract request included all data fields or proxy fields necessary to fulfill federal data analysis requirements (i.e., deviations, whether income was imputed to the obligated parent, whether the order was entered by default, whether the low-income adjustment was applied, and payment data) as well as other information such as the order amounts, number of children, and TANF status. The payment data included the amounts due and paid in the following year (state fiscal year 2021). This allows for a complete year of payment data to be analyzed for each order.

There are at least three limitations to the data. One limitation is that the database's primary purpose is to track IV-D orders and actions, where IV-D stands for Title IV-D of the Social Security Act that enables state child support programs. CPR's analyses from other states where data is available find non-IV-D cases account for about 40 percent to 60 percent of all orders within the state. IV-D and non-IV-D orders typically differ in several key characteristics. Analysis from states that include both have usually found that IV-D orders have fewer children, lower rates of deviations, lower order amounts, lower incomes, and higher payments than non-IV-D orders.

A second limitation is that KIDS does not contain all the data fields of federal interest (i.e., whether income was imputed to the obligated parent and application of the self-support reserve) nor other key data fields that can be used to develop proxies for these fields such as the income of the parties. A third limitation concerns the sample time period, which includes the first part of the COVID-19 pandemic that altered DCSS and court workflow and case processing. This was evident in payment data anomalies in the last six months of 2020 (which would be the first six months of the SFY 2021). The anomalies appeared to be caused by process changes required to accommodate remote work rather than actual payment outcomes. The anomaly did not appear in the last six months of payment data. Due to this, the analysis of payment data is limited to the final six months of data collected in SFY 2021.

---

#### *Exclusion of Cases Closed*

Some of the orders within the sample were closed or suspended during the data sampling period. Since closed cases would not have orders or payments, they are excluded from the analysis. Closed orders

made up 8 percent of the total sample, or 819 orders. The most common reason for closure was that the case was cancelled (64% of closures), which means the custodial person requested cancelation of DCSS services. Eleven percent of closures were because the obligated parent was disabled, deceased, or incarcerated; another 11 percent were coded without the specified closure reason but a code noting that the case could be purged; and 8 percent were because the child was emancipated. After removing closed orders, the remaining sample available for analysis was 9,276 orders.

---

### **Characteristics of Orders**

This subsection reports findings on the characteristics of orders, including information about the parties to the order. Data permitting, the findings from this review were compared to a case file review conducted in 2010 from orders established in SFY2009 sampled from KIDS using a similar case selection criteria.

---

#### *Order Established Administratively or Judicially*

Child support orders can be established either administratively in a DCSS office or judicially by a circuit court judge. Assuming certain criteria are met, administrative orders can be established through consent conferences where a DCSS hearing officer presides. Hearing officers must begin the calculation of support using the DCSS guidelines calculator, but may deviate from the guidelines when inappropriate considering the best interest of the child. If a parent appeals to an administrative order, it is heard by an administrative law judge within the Executive Branch, rather than the courts.

Most (98%) of the analyzed orders were established judicially. Cook County was the only county to have over 10 administrative orders issued during the sample timeframe. As a comparison, 86 percent of orders analyzed from the 2010 sample were established judicially. The reason for the decline was not investigated. The COVID-19 pandemic may have been a factor.

---

#### *County of the Order*

Almost a third (32%) of all orders were from Cook County, which includes Chicago and some of the surrounding suburbs. It is the most populous county in Illinois. Outside of Cook County, the next largest counties were DuPage, Kane, Lake, Will, and St. Clair. Each of these counties had only 4 percent of all analyzed orders. Not one county had an inordinate percentage of orders administratively. Cook County had the highest count: just over 100 administrative orders but administrative orders only comprised 4 percent of all Cook County orders.

---

#### *Selected Characteristics of the Order and Parties*

Exhibit 3 displays the percentage of orders by number of children, age of the youngest child, whether the mother or father was the obligated parent, and the relationship of the custodial person to the child. In general, most orders cover one child and are owed by the father to the mother. There has been little change in this pattern since the last case file review was conducted.



**Exhibit 3: Selected Characteristics of the Order and Parties (% of orders\*)**

	<b>2020 Orders (N=9,276)</b>	<b>2009 Orders (N=22,049)</b>
<b>Number of Children</b>		
1 child	70%	73%
2 children	22%	20%
3 children	6%	5%
4 or more children	2%	2%
<b>Age of the Youngest Child</b>		
0-5 years	51%	52%
6–11 years	31%	29%
12 years or older	18%	19%
<b>Obligated Parent</b>		
Mother	9%	7%
Father	91%	93%
<b>Custodial Person</b>		
Mother	88%	89%
Father	5%	4%
Grandparent	1%	3%
Other Relative/Non-Relative	6%	4%
<b>Public Assistance Status of Custodial Household</b>		
TANF	10%	10%
Non-Assistance	28%	65%
Foster Care	6%	2%
Medicaid Only	57%	23%

\* Percentages may not equal 100 percent due to rounding.

Exhibit 3 also shows the public assistance status of the custodial household. The percentage enrolled in TANF has been stable at 10 percent over the two time periods. The percentage in foster care has increased from 2 percent to 6 percent. (The difference is statistically significant.<sup>16</sup>) Moreover, the percentage of child support orders where the family is enrolled in Medicaid only has dramatically increased. Undoubtedly, this results from expansion of Illinois medical programs for children including those authorized by the federal Medicaid and Children’s Health Insurance (CHIP) program. One information source reports a 27 percent increase in Illinois Medicaid/CHIP enrollment between 2013 to 2021 alone and attributes the increase to Illinois Medicaid expansion and national healthcare reform.<sup>17</sup>

---

*Additional Child Support Orders*

KIDS also contains information about whether the parties had other DCSS orders, as well as whether they were the obligated parent, custodial person, or child on that DCSS order. When the party was a child on another DCSS order, it means that DCSS involvement is multigenerational. For example, an obligated parent may have been a child to a DCSS case when the obligated parent was growing up. As shown in Exhibit 4, among the 2020 orders, 52 percent of obligated parents had no additional orders,

<sup>16</sup>  $p < 0.05$ .

<sup>17</sup> Norris, Louise. (Jan. 24, 2022). *Illinois and the ACAs Medicaid Expansion*. Retrieved from <https://www.healthinsurance.org/medicaid/illinois/>.

while 3 percent were custodians on another order, 26 percent were obligated parents on another order, 1 percent were on at least one order as a custodian and at least one order as an obligated parent, and 18 percent of obligated parents had been on another order in which they were the child. Most (56%) of custodians on the order had no other cases; however, 21 percent of custodians were also custodians on another order, 3 percent were obligated parents for another order, 1 percent had other orders for which they were the custodian on one order and the obligated parent on another, and 19 percent were children on another order.

Some the differences between the 2020 sample and 2009 sample are statistically significant. The increase is statistically significant for four groups: more obligated parents with no other DCSS case; more obligated parents who were a child on another DCSS case; more custodial persons with no other DCSS case; and more custodial persons who were a child on another DCSS case.<sup>18</sup> The decrease is statistically significant for these two groups: fewer obligated parents who are an obligated parent on another DCSS case; and fewer custodial person who are a custodial person another DCSS case.<sup>19</sup> In all, these statistics may reflect a reduction in fertility (hence, fewer multiple cases) and increases in multi-generation poverty (hence, more parents being the child of an older child support case).

**Exhibit 4: Obligated Parents and Custodial Persons with Other DCSS Cases (% of orders\*)**

	2020 Orders (N=9,276)	2009 Orders (N=22,049)
<b>Obligated Parent Has Another DCSS Case</b>		
No other cases	52%	47%
Custodial person on another case	3%	4%
Obligated person on another case	26%	36%
Both custodial and obligated parent on other cases	1%	1%
Child on another case	18%	12%
<b>Custodial Person Has Another DCSS Case</b>		
No other cases	56%	50%
Custodial person on another case	21%	33%
Obligated parent on another case	3%	3%
Both custodial and obligated parent on other cases	1%	1%
Child on another case	19%	13%

\* Percentages may not equal 100 percent due to rounding.

*Amount of Current Support Ordered*

Exhibit 5 displays the average and median order amounts from the 2020 and 2009 samples. Among the 2020 sample, the average order amount was \$370 per month and the median order amount was \$325 per month. This represents a significant increase from the 2010 analysis in which the average order amount was \$331 per month and the median was \$250 per month. The increase may reflect changes in incomes over time or a change in the guidelines. Minimum wage alone increased between the two sample periods.

<sup>18</sup>  $\rho < 0.05$ .

<sup>19</sup>  $\rho < 0.05$ .

Among the 25 percent of the 2020 sample that had orders more than \$500, they were further broken down into 21 percent were \$501 to \$1,000 per month and 4 percent were more than \$1,000 per month.

**Exhibit 5: Monthly Order Amounts (% of orders\* unless noted)**

	2020 Orders (N=9,276)	2009 Orders (N=22,049)
<b>Order Amounts</b>		
Average	\$370	\$331
Median	\$325	\$250
<b>Order Amounts</b>		
\$0	8%	6%
\$1– \$100	15%	10%
\$101–\$200	8%	15%
\$201–\$300	16%	26%
\$301–\$400	16%	15%
\$401–\$500	11%	9%
\$501 or more	25%	19%

\* Percentages may not equal 100 percent due to rounding.

*Zero Orders*

Since the last case file review was conducted, Illinois changed its child support guidelines. The current guidelines identifies certain conditions where a zero order is appropriate (e.g., the obligated parent is incarcerated). Exhibit 6 shows the guidelines provisions for awarding a zero-order amount.

**Exhibit 6: Guidelines Provision for Zero Dollar Orders**

<b>Illinois Statutes Chapter 750. Families § 5/505. Child support; contempt; penalties</b>
(3.3b) Zero dollar child support order. For parents with no gross income, who receive only means-tested assistance, or who cannot work due to a medically proven disability, incarceration, or institutionalization, there is a rebuttable presumption that the \$40 per month minimum support order is inapplicable and a zero dollar order shall be entered.

Zero orders made up 8 percent of all 2020 orders. The automated system data noted that the obligated parent was incarcerated among 15 percent of the zero orders, and the obligated parent was receiving Supplemental Security Income (SSI) in 2 percent of the zero orders. Zero orders were more likely to be TANF and foster care cases and less likely to be non-assistance or Medicaid only cases.

*Supplemental Security Income among Obligated Parents*

Only a few (1%) orders noted that the obligated parent received SSI. Orders in which the obligor was receiving SSI were considerably more likely to be zero orders, involve families enrolled in TANF, and have worse payment outcomes than orders in which the obligor was not receiving SSI. Among obligors receiving SSI, the average and median order amounts were \$156 and \$166 per month, respectively, and 16 percent were zero orders. Only 54 percent of obligors receiving SSI made any child support payments; on average they paid \$59 per month, 36 percent of the total payment due, and made payments for four months. Among those receiving SSI, 30 percent of the custodial families were enrolled in TANF, 24 percent were non-assistance, 19 percent were foster care, and 33 percent were Medicaid only.

*Obligors with Incarceration Noted*

Incarceration was noted among only 2 percent of obligated parents in the 2020 sample. This may be understated due to data limitations. System interfaces between child support and department of corrections and other databases tracking incarceration can limit knowledge of incarceration to a child support agency. Orders in which the obligated parent was incarcerated were considerably more likely to be zero orders and to have worse payment outcomes than orders in which the obligated parent was not incarcerated. Among orders where the obligated parent was incarcerated, the average and median order amounts were \$73 and \$142 per month, respectively. Additionally, the majority (62%) of orders that noted incarceration were zero orders. Only 21 percent of incarcerated obligated parents made any payments in the six months that payments were analyzed. They paid an average of 5 percent of the total amount due. Among orders where it was noted that the obligated parent was incarcerated, 24 percent were TANF cases, 16 percent were non-assistance cases, 14 percent were foster care, and 46 percent were Medicaid only.

---

*Medical Support*

As shown in Exhibit 7, the Illinois child support guidelines provide for the child’s health care needs several different ways.

**Exhibit 7: Guidelines Provision for the Child’s Health Care Coverage**

<b>Illinois Statutes Chapter 750. Families § 5/505. Child support; contempt; penalties</b>
(4) Health Care (A) A portion of the basic child support obligation is intended to cover basic ordinary out-of-pocket medical expenses. The court, in its discretion, in addition to the basic child support obligation, shall also provide for the child's current and future medical needs by ordering either or both parents to initiate health insurance coverage for the child through currently effective health insurance policies held by the parent or parents, purchase one or more or all health, dental, or vision insurance policies for the child, or provide for the child's current and future medical needs through some other manner. (B) The court, in its discretion, may order either or both parents to contribute to the reasonable health care needs of the child not covered by insurance, including, but not limited to, unreimbursed medical, dental, orthodontic, or vision expenses and any prescription medication for the child not covered under the child's health insurance. (C) If neither parent has access to appropriate private health insurance coverage, the court may order: (I) one or both parents to provide health insurance coverage at any time it becomes available at a reasonable cost; or (II) the parent or non-parent custodian with primary physical responsibility for the child to apply for public health insurance coverage for the child and require either or both parents to pay a reasonable amount of the cost of health insurance for the child. The order may also provide that any time private health insurance coverage is available at a reasonable cost to that party it will be provided instead of cash medical support. As used in this Section, "cash medical support" means an amount ordered to be paid toward the cost of health insurance provided by a public entity or by another person through employment or otherwise or for other medical costs not covered by insurance.

The schedule also includes an amount to cover the child’s basic ordinary out-of-pocket medical expenses. At its discretion, the court can also order either or both parents to initiate health insurance coverage for the child or “cash medical support,” which is an amount to be paid toward the cost of insurance provided by a public entity or by another person.

Exhibit 8 shows how medical support was ordered among sampled orders. The most common way according to the 2020 sample is for the custodial person to provide healthcare coverage: this occurs in 48 percent of the orders. This may include Medicaid enrollment that could be initiated by the custodial person: the custodial family was enrolled in Medicaid among 16 percent of the orders where healthcare coverage was provided by the custodial persons. The decline in orders for employment-related

healthcare (insurance offered by an employer or union) is evident in Exhibit 8: it declined from 29 percent in 2009 to 11 percent in 2020. It may reflect that parents do not have jobs with health benefits or when they do have them, they are not reasonable in cost or accessible to the child. Medical support orders were either not addressed or not ordered in 23 percent of all 2020 orders, and 19 percent of all 2009 orders. This may reflect that the federal Office of Child Support Enforcement backed off from monitoring child medical support shortly after 2010 national healthcare reform to allow for time to implement the changes and assess the impact to child medical support.<sup>20</sup>

**Exhibit 8: Type of Medical Support Ordered (% of orders\*)**

	2020 Orders (N=9,276)	2009 Orders (N=22,049)
<b>Type of Medical Support Ordered</b>		
Not addressed	<1%	1%
Not ordered	23%	18%
Reserved, issue withdrawn	6%	22%
Health insurance** provided by custodial person	48%	19%
Insurance ordered through employer or union	11%	29%
Private policy if unavailable with employer	2%	6%
Custodian ordered to pay premium, copay, or deductible	7%	-
Custodian and obligor share medical bills	3%	4%
<b>Cash Medical Support Ordered</b>		
Yes	18%	1%
No	82%	99%

\* Percentages may not equal 100 percent due to rounding.

\*\* This is believed to include public coverage such as Medicaid but could not be verified before the report was finalized.

Medical support orders were reserved, and the issue withdrawn for 6 percent of the 2020 orders and 22 percent of the 2009 orders. In all, insurance appeared to be ordered and provided in just over 60 percent of all 2020 orders (where the total includes 48 percent where health insurance was provided by the custodial person, 11 percent ordered through employer or union, and 2 percent private policy if unavailable through employer or union). The comparable percentage among the 2009 orders was close to 70 percent (i.e., 19 percent where health insurance was provided by the custodial person, 29 percent where health insurance was ordered through employer or union, and 6 percent where a private policy was ordered if unavailable through employer or union). In 7 percent of 2020 orders, the custodian was ordered to pay premiums, copays, and/or deductibles. Few orders (3% in 2020 and 4% in 2009) provided that both the noncustodial and custodial parties shared in uninsured medical bills.

KIDS also tracked if cash medical support was ordered to be paid and what the amount of cash medical was. Among the 2020 orders, 18 percent had orders for cash medical support. By comparison, only 1 percent of the 2009 orders contained orders for cash medical support. The average amount of cash medical support ordered in 2020 was \$69 per month, with a median of \$54 per month.

<sup>20</sup> Office of Child Support Enforcement. (Aug. 1, 2018). "Compliance with Medical Support Final Rule Requirements." Action Transmittal. AT-18-06. Retrieved from <https://www.acf.hhs.gov/css/policy-guidance/compliance-medical-support-final-rule-requirements>.

---

### Analysis of Federally Required Fields

Federal regulation (C.F.R. § 302.56(h)(2)) requires the analysis of rates of deviation, application of the low-income adjustment, income imputation, and orders entered by default. This section is broken down into separate discussions for each of these topic areas, and includes an analysis of payments for each topic. KIDS contained explicit fields for tracking deviations and default orders, but did not note if income was imputed to a party or if a low-income adjustment was applied. As will be noted in greater detail, proxies for these fields were created using order amounts and the number of children on the order. As noted previously, there appeared to be data issues within the first six months of the payment period, which were likely due to the COVID-19 pandemic; thus, the analysis of payments was restricted to only the final six months of the payment year. The analysis of payments was further limited to only orders that had any payment amount due in the last six months. Payment outcomes are analyzed by the percentage making any payments, the average monthly amount paid (which is the total amount paid over the six months, divided by six months), the percentage of support that was due that was paid, and the average number of months with payment during the six-month period.

---

### Deviations

Federal regulation requires states to have deviation criteria that is appropriate and just and considers the best interest of the child. The precise criteria are at the discretion of the state. Exhibit 9 shows the Illinois provisions for granting deviations. Deviation data can be recorded in KIDS, but like most state automated systems, the deviation data fields are not always populated. DCSS staff entering the information about the case may not have the record of the deviation from the court proceeding or it may not be obvious in the court order. CPR generally finds that among states that use their system data to analyze deviations, they have significantly lower deviation rates than states that sample from their court records or use other methods.

### Exhibit 9: Illinois Guidelines Provision for Deviations<sup>21</sup>

Illinois Statutes Chapter 750. Families § 5/505. Child support; contempt; penalties
(3.4) Deviation factors. In any action to establish or modify child support, whether pursuant to a temporary or final administrative or court order, the child support guidelines shall be used as a rebuttable presumption for the establishment or modification of the amount of child support. The court may deviate from the child support guidelines if the application would be inequitable, unjust, or inappropriate. Any deviation from the guidelines shall be accompanied by written findings by the court specifying the reasons for the deviation and the presumed amount under the child support guidelines without a deviation. These reasons may include: (A) extraordinary medical expenditures necessary to preserve the life or health of a party or a child of either or both of the parties; (B) additional expenses incurred for a child subject to the child support order who has special medical, physical, or developmental needs; and (C) any other factor the court determines should be applied upon a finding that the application of the child support guidelines would be inappropriate, after considering the best interest of the child.

Exhibit 10 displays the deviation rates among orders in both the 2009 and 2020 analyses. As shown, orders with guidelines deviations accounted for only 3 percent of all orders in both the 2020 and 2009 samples. Of those with deviations in the 2020 sample, 84 percent of deviations were downward and 16

---

<sup>21</sup> Illinois Statutes Chapter 750. Families § 5/505. Child support; contempt; penalties. Retrieved from <https://www.ilga.gov/legislation/ilcs/documents/075000050k505.htm>.

percent were upward. This represents a significant increase in downward deviations since the 2009 sample, in which 44 percent of all deviations were upward, and 56 percent were downward.

**Exhibit 10: Guidelines Deviation Rates and Reasons for Deviations (% of orders or % of deviations\*)**

	2020 Orders	2009 Orders
<b>Guidelines Deviations Noted</b>	(N=9,276)	(N=22,049)
Yes	3%	3%
No	97%	97%
<b>Deviation Reason</b>	(n=260)	(n=573)
Downward, financial resources and needs of obligor	74%	54%
Downward, time children reside with obligor	10%	2%
Upward, financial resources and needs of children	7%	28%
Upward, financial resources, unspecified	7%	15%
Upward, standard of living of the child	1%	1%

\* Percentages may not equal 100 percent due to rounding.

Exhibit 10 also displays the reasons for deviations. As shown, downward deviations due to the financial needs of the obligor was the primary reason for deviation in both samples, making up 74 percent of deviations in the 2020 sample and 54 percent of deviations in the 2009 sample. The use of this deviation criterion may relate to the limited application of the existing low-income adjustment and increased national awareness of the limited ability of low-income parents to pay child support, as well as the negative consequences of requiring support beyond the obligated parent’s ability to pay to the family and children.<sup>22</sup> Although Illinois has a low-income adjustment, it is not similar to the self-support reserve (SSR) adjustment common to other states. Instead, the Illinois low-income adjustment is limited to obligated parents with incomes below 75 percent of the federal poverty guidelines (FPG) for one person. This is significantly less than income from even part-time, minimum-wage employment. The more common approach is to ensure that the obligated parent’s remaining after-tax income after payment of the guidelines amount is at least equal to the SSR. So, using the 2022 FPG (\$1,133 per month), if the SSR was 75 percent of the FPG, the SSR would be \$850 per month. Under the SSR-adjustment, an obligated parent with income of \$1,000 per month would still be entitled to an adjustment although the obligated parent’s income was more than \$850 per month. The order amount would never be more than \$150 per month, which is the difference between the obligated parent’s income and the SSR. In short, the Illinois low-income adjustment is a conservative adjustment relative to those of other states.

The second most common reason for a downward deviation is the amount of time the children reside with the obligated parent. It increased to 10 percent in the 2020 sample, up from just 2 percent in the 2009 sample. As a reminder, this is the percentage among IV-D orders. The percentage may be higher among non-IV-D orders. The guidelines provide for an adjustment for shared physical care, which is

---

<sup>22</sup> This is discussed extensively in the Federal Office of Child Support Enforcement, Modernization Rule on pp 93515-36. See Federal Office of Child Support Enforcement. (Dec. 20, 2016). *Actional Transmittal (AT-16-06) Final Rule: Flexibility, Efficiency, and Modernization in Child Support Enforcement Programs*. Retrieved from <https://www.acf.hhs.gov/css/policy-guidance/final-rule-flexibility-efficiency-and-modernization-child-support-enforcement>.

defined as each parent exercising more than 146 overnights per year with the child. Most states have a lower timesharing threshold for applying an adjustment.

Meanwhile, upwards deviations for the financial needs of the children declined from 28 percent in 2010 to 7 percent in 2020. This may have decreased due to more detailed provisions on how to handle additional child-rearing expenses such as childcare and extracurricular activities. Upwards deviations for other financial resources similarly fell from 15 percent in 2010 to 7 percent in the 2020 sample. Upwards deviations for the standard of living of the child remained at 1 percent across both samples.

Several neighboring states have analyzed case file data to meet the federal requirement. Iowa, Kentucky, and Missouri relied on samples of case files from their automated systems and the deviation fields on those automated systems to determine their respective guidelines deviation rate. For its most recent review, Iowa found that the deviation rate was 3.6 percent.<sup>23</sup> The Kentucky and Missouri studies are unpublished but were conducted by CPR. Their respective deviation rates were 3 and 9 percent for their most recent guidelines reviews. Wisconsin researchers used a different method for their most recently published review.<sup>24</sup> They simulated the guidelines calculation to determine whether the order amount was consistent with the guidelines calculation. Among orders where there was sufficient information to assess the application of the guidelines, they found that 65 percent were consistent with the guidelines calculation. The rate of inconsistency varied by case characteristics. For example, it was higher among shared-placement cases.

#### Payment Information for Deviations

Exhibit 11 compares the payment outcomes for orders with and without guidelines deviations. As shown, orders with deviations often had better payment outcomes, with 82 percent making any payments, paying an average of \$267 per month and 67 percent of the total support due over an average of four months with payments. These were generally better than for orders without deviations, with only 68 percent making any payment, and paying an average of \$240 per month, 57 percent of the total support due over an average of three months. The differences do not necessarily reflect cause and effect—that is, payments are better when there is a guidelines deviation. The difference could be because those who plan on paying are more likely to seek a deviation.

---

<sup>23</sup> Iowa Child Support Guidelines Review Committee. (June 2021.) *Final Report*. Retrieved from <https://www.iowacourts.gov/collections/630/files/1353/embedDocument/>.

<sup>24</sup> Hodges, Leslie & Cook, Steven. (June 2019). *The Use of Child Support Guidelines in Wisconsin: 2010 and 2013*. University of Wisconsin-Madison: Institute for Research on Poverty. Retrieved from <https://www.irp.wisc.edu/wp/wp-content/uploads/2020/01/CS-2018-2020-T2.pdf>.



**Exhibit 11: Payments by Guidelines Deviation (2020 Orders with Payment Data Available=8,499)**

	Percentage Making Any Payments*	Average Monthly Amount Paid	Percentage of Total Due That Was Paid*	Average Number of Months within Six Months with Payment*
Guidelines Deviations Noted				
Yes	82%	\$267	67%	4.1
No	68%	\$240	57%	3.1

\* Difference was statistically significant at  $p < 0.05$ .

*Low-Income Adjustment and Minimum Orders*

The data extract did not explicitly note if the low-income adjustment was applied. However, the minimum order is a special case of the low-income adjustment. Minimum order amounts can be detected from the case file data. Minimum orders would apply when the difference between the obligated parent’s income and 75 percent of the federal poverty guidelines is less than the minimum order. Exhibit 12 shows the Illinois guidelines for establishing minimum child support orders.

**Exhibit 12: Illinois Provisions for Minimum Child Support Obligations**

Illinois Statutes Chapter 750. Families § 5/505. Child support; contempt; penalties
(3.3a) Minimum child support obligation. There is a rebuttable presumption that a minimum child support obligation of \$40 per month, per child, will be entered for an obligor who has actual or imputed gross income at or less than 75% of the most recent United States Department of Health and Human Services Federal Poverty Guidelines for a family of one person, with a maximum total child support obligation for that obligor of \$120 per month to be divided equally among all of the obligor's children.

Using the above criteria, Exhibit 13 displays the percentage of orders that are calculated at \$40 per child per month, shown by the number of children. As shown, 10 percent of all one-child orders were set at \$40 per month, 7 percent of two-child orders were set at \$80 per month, and 11 percent of three-child orders were set at \$120 per month. Overall, 10 percent of all orders were set at the \$40 per child per month amount. This understates the actual percentage of orders where the low-income adjustment was applied because some low-income adjusted orders would be set above the minimum amount.

**Exhibit 13: Percentage of Orders for which the Order is \$40 per Child per Month**

	1 Child (n=6,484)	2 Children (n=2,058)	3 Children (n=531)	4 Children (n=140)	5 Children (n=31)	6 Children (n=9)
<b>Order is \$40 per Child</b>						
Yes	10%	7%	11%	0%	0%	11%
No	90%	93%	89%	100%	100%	89%

Exhibit 14 displays the payment outcomes among these orders using the \$40 per child per month calculation. As shown, minimum orders generally had worse payment outcomes, with just 46 percent making any payments, paying an average of \$26 per month and paying 53 percent of the total due paid over an average of 1.7 months. Most (71%) orders not set at the minimum order amounts made payments, and the average payment per month was \$265, and they paid 58 percent of the total amount due over an average of 3.3 months.

**Exhibit 14: Payments by \$40 per Child Minimum Order (2020 Orders with Payment Data Available=8,499)**

	Percentage Making Any Payments*	Average Monthly Amount Paid *	Percentage of Total Due That Was Paid	Average Number of Months within Six Months with Payment*
<b>Order is Set at \$40 per Child</b>				
Yes, minimum order	46%	\$26	53%	1.7
No	71%	\$265	58%	3.3

\* Difference was statistically significant at  $p < 0.05$ .

*Defaults*

Default orders generally refer to an order that is entered if a parent does not show up to a hearing or responds to the hearing notice. The KIDS extract contained a field noting if the order was entered by default. The percentage of default orders was 9 percent. This is a low default rate relative to other states. Default orders were slightly more likely to note obligor incarceration, with 3 percent of all default orders noting incarceration, while the incarceration rate of non-default orders was just under 2 percent. Only 38 percent of default orders had income withholding, which is lower than the 55 percent of non-default orders that had income withholding.

*The default rate is 9 percent.*

Payment outcomes among default orders were worse than for non-default orders. Half of all default orders made any payments. The average monthly payment amount was \$90, and they paid an average of 33 percent of the total amount due over an average of 2.0 months. Among orders not entered by default, 70 percent made any payments and made average monthly payments of \$256, and paid 60 percent of the total amount due over an average of 3.3 months over the six-month period in which payment data were analyzed. Although lower payment is correlated with default, it does not mean cause and effect. There may be other factors that contribute to both (e.g., obligated parent is not engaged as a parent or not engaged in the legal process).

**Exhibit 15: Payments by Default Orders (2020 Orders with Payment Data Available=8,499)**

	Percentage Making Any Payments*	Average Monthly Amount Paid	Percentage of Total Due That Was Paid*	Average Number of Months within Six Months with Payment*
<b>Default Order</b>				
Yes	50%	\$90	33%	2.0
No	70%	\$256	60%	3.3

\* Difference was statistically significant at  $p < 0.05$ .

*Income Imputation*

When issuing 2016 rule changes, OCSE expressed concerns that low-income parents had incomes imputed beyond what they had the capacity to earn. Like many states, the Illinois data system does not yet contain a variable for tracking if the order was calculated using imputed income. The KIDS extract also did not contain detailed income information for the parties on the order. Without these data points, it can be difficult to determine if an order was calculated using income imputation. In some other

states without these variables, analysts look for clustering in the order amounts that might hint at a common income assumption. There was no obvious clustering in the data extract. Another method involves assuming orders reflecting minimum wage incomes are based on imputed income. Across the country, income is often imputed at minimum-wage income when there is no or limited income information. There are several limitations to this proxy: actual income may be minimum wage, income may be imputed at 40-hour work week or another number of hours, there may be other factors considered in the guidelines calculation (e.g., childcare expenses).

Even assuming a 40-hour work week, computing potential minimum wage orders for the sample requires looking at three different minimum wage standards for Illinois during the sample period:

- \$8.25 per hour, which was effective throughout 2019;
- \$9.25 per hour, which took effect on January 1, 2020; and
- \$10.00 per hour, which took effect on July 1, 2020.<sup>25</sup>

Gross income was calculated for each of these hourly wages by assuming 40 hours per week. Net income was then determined using the standardized net income conversion table for the 2020 tax rates.<sup>26</sup> The following reflects the monthly income of obligated and custodial parties, assuming a 40-hour work week at each of the minimum wage assumptions:

- \$8.25 per hour amounts to \$1,430 in gross income, which is computed to be \$1,199 net for the obligor and \$1,235 for the custodial party, and which would be \$2,434 in combined income.
- \$9.25 per hour amounts to gross income of \$1,603, which would be \$1,313 net for the obligor and \$1,351 for the custodial party, and which would be \$2,664 in combined income.
- Finally, at a \$10.00 per hour minimum wage, gross income would be \$1,733 monthly, or \$1,427 for the obligor and \$1,467 for the custodial party, and which would be \$2,894 net.

The Illinois income shares schedule<sup>27</sup> was applied to these incomes to determine what the order amounts would be. Exhibit 16 shows the results.

---

<sup>25</sup> Illinois Department of Labor. Illinois Minimum Wage Rates History <https://www2.illinois.gov/idol/Laws-Rules/FLS/Pages/minimum-wage-rates-by-year.aspx>.

<sup>26</sup> Venohr, J. (2020). 2020 Addendum to the Illinois Schedule of Basic Obligations and Standardized Net Income Table. Retrieved from <https://www2.illinois.gov/hfs/SiteCollectionDocuments/2020Adendum.pdf>.

<sup>27</sup> Illinois Department of Healthcare and Family Services: Child Support Services. Income Shares Schedule Based on Net Income. <https://www2.illinois.gov/hfs/SiteCollectionDocuments/IncomeSharesScheduleBasedonNetIncome.pdf>.

**Exhibit 16: Monthly Order Amounts when Based on Full-Time, Minimum Wage Earnings for Various Years**

	1 Child	2 Children	3 Children	4 Children	5 Children	6 Children
<b>Order Amount if Income is \$8.25/hr</b>						
Obligor Only and Obligee Income = \$0	\$260	\$398	\$483	\$540	\$594	\$645
Both Parties	\$260	\$396	\$479	\$535	\$588	\$640
<b>Order Amount if Income is \$9.25/hr</b>						
Obligor Only and Obligee Income = \$0	\$281	\$431	\$523	\$585	\$643	\$699
Both Parties	\$280	\$427	\$517	\$577	\$634	\$690
<b>Order Amount if Income is \$10/hr</b>						
Obligor Only and Obligee Income = \$0	\$314	\$481	\$584	\$652	\$717	\$780
Both Parties	\$301	\$459	\$554	\$619	\$681	\$740

The figures from Exhibit 16 were then rounded upward and downward to the nearest \$5 amount to approximate ranges of order amounts reflecting full-time, minimum wage earnings. Using this approximation, 8 percent of all orders fell within the specified ranges. This is low rate of income imputation compared to other states. Exhibit 17 further examines the percentage of orders falling within the estimated imputed income range by the number of children on the order.

*The income imputation rate is estimated to be 8 percent.*

**Exhibit 17: Percentage of 2020 Orders Estimated to Be Set Using Full-Time, Minimum Wage Earnings**

	1 Child (n=6,484)	2 Children (n=2,058)	3 Children (n=531)	4 Children (n=140)	5 Children (n=31)	6 Children (n=9)
<b>Order Falls within Estimated Imputed Income Range</b>						
Yes	8%	9%	6%	8%	16%	0%
No	92%	91%	94%	92%	84%	100%

Exhibit 18 displays the payment outcomes for orders that appeared to be based on full-time, minimum wage earnings. As shown, orders that fell within the range of estimated imputed income generally had slightly worse payment outcomes in the last six months of the payment year than those that did not fall within this range. Most (64%) of orders that fell within the imputation proxy made any payments. They paid an average of \$159 per month, which was 45 percent of the total amount due, and paid an average of 2.8 months. While only a slightly higher percentage of orders (68%) that did not fall within the imputation proxy made any payments, they paid an average of \$248 per month, or 58 percent of the total support due, and paid an average of 3.2 months.

**Exhibit 18: Payment Outcomes by Income Imputation Proxy (2020 Orders with Payment Data Available=8,499)**

	Percentage Making Any Payments*	Average Monthly Amount Paid (Total/12 Months)*	Percentage of Total Due That Was Paid*	Average Number of Months within Six Months with Payment*
<b>Order Falls within Estimated Imputed Income Range</b>				
Yes	64%	\$159	45%	2.8
No	68%	\$248	58%	3.2

\* Difference was statistically significant at  $p < 0.05$ .

*Analysis of Payments: Summary and by Other Characteristics*

Exhibit 19 displays the average payment outcomes of all orders, as well as for the federally required review fields. In general, only those orders with guidelines deviations had better payment outcomes than the payment outcomes for all orders; the worst payment outcomes were among minimum and default orders. As mentioned earlier, the analysis may not reflect cause and effect. For example, parties requesting deviations may have more ability to pay. Those with minimum orders may not pay because of their low income.

**Exhibit 19: Analysis of Payment Outcomes by Federally Required Fields (2020 Orders with Payment Data Available=8,499)**

	Percentage Making Any Payments	Average Monthly Amount Paid (Total/12 Months)	Percentage of Total Due That Was Paid	Average Number of Months within Six Months with Payment
All Orders	68%	\$240	53%	3.2
Guidelines Deviations	82%	\$267	67%	3.1
Default Orders	50%	\$90	33%	2.0
Minimum Orders	46%	\$26	53%	1.7
Imputation	64%	\$159	45%	2.8

*Income Withholding Orders*

Over half (54%) of all orders noted income withholding in effect during the last month that payment data were analyzed. The average and median order amounts for orders with effective income withholding orders were \$370 and \$315 per month, respectively. Nearly all (94%) orders with income withholding made any payments in the last six months that payment data were analyzed. The average amount paid was \$363 per month, which was an average of 83 percent of the total support due, and they made payments over an average of four months. These payment outcomes are significantly better than those without income withholding, of which only 30 percent made any payments, paid an average of \$66 per month, paid 21 percent of the total due, and paid for an average of one month over the six months that payment data were analyzed.

**FINDINGS FROM THE ANALYSIS OF LABOR MARKET DATA**

Federal regulation (45 C.F.R. § 302.56(h)(1)) requires the consideration of:

- . . . labor market data (such as unemployment rates, employment rates, hours worked, and earnings) by occupation and skill-level for the State and local job markets, the impact of guidelines policies and amounts on custodial and noncustodial parents who have family incomes below 200 percent of the Federal poverty level, and factors that influence employment rates among noncustodial parents and compliance with child support orders . . . .

The review of labor market data appears to be aimed at informing recommendations for guidelines provisions for income imputation and low-income adjustments. Recent national research found that one-third (35%) of nonresidential parents not living with one or more of their children under age 21 had

incomes below 200 percent of poverty.<sup>28</sup> These low-income nonresident parents were more likely to not work full-time and year-round than moderate- and higher-income nonresident parents were. About a quarter (27%) of low-income, nonresidents parents worked full-time year-round, compared to 73 percent of moderate- and higher-income nonresident parents. An examination of labor market data helps inform why this occurs.

Further, one of the new federal requirements centers around considering the actual circumstances of the obligated parent when income imputation is authorized. This includes consideration of the employment opportunities available to the parent given local labor market conditions. Since labor market conditions may change more frequently than every four years, which is the minimum amount of time in which a state’s guidelines must be reviewed, it also makes sense to simply adopt the federal language about considering employment opportunities available to a parent given local labor market conditions.

The primary data sources for this section include the Illinois Department of Employment Security (IDES)<sup>29</sup> and U.S. Bureau of Labor Statistics.

---

#### *Unemployment and Employment Rates and Labor Force Participation*

The official measurement of unemployment, known as U-3, includes “all jobless persons who are available to take a job and have actively sought work in the past four weeks.”<sup>30</sup> It is measured as a percentage of those in the civilian labor force, which includes employed and unemployed individuals.<sup>31</sup> To be employed, a person must have worked at least one hour as a paid employee or self-employed or been temporarily absent from their job or business or met other criteria. Actively seeking work means contacting an employer about a job opportunity, submitting a job application or resume, using an employment service, or a similar activity. Persons not in the labor force may not want a job, are not currently available for work, or available for work but have haven’t looked in the last four weeks and may be “discouraged worker” (i.e., don’t believe a job exists).

As of May 2022, the U.S. unemployment rate (seasonally adjusted) was 3.6 percent while the Illinois unemployment rate was 4.6 percent. The unemployment rate varied by county. Several Illinois counties had unemployment rates below 4.0 percent and a couple even had rates below 3.0 percent (e.g., Brown County’s unemployment rate was 2.5% and Washington County’s unemployment rate was 2.7 %). Four Illinois counties had unemployment rates greater than 8 percent: Alexander County (8.1%), Boone County (8.5%), Pulaski County (8.5%), and Winnebago County (8.3%). As shown in Exhibit 20, several metropolitan statistical areas (MSAs) had unemployment rates above the May 2022 state unseasonably

---

<sup>28</sup> U.S. Congressional Research Service. (Oct. 2021). *Demographic and Socioeconomic Characteristics of Nonresident Parents*. Retrieved from <https://crsreports.congress.gov/product/pdf/R/R46942>.

<sup>29</sup> Illinois Department of Employment Security. (n.d.) *Labor Market Information*. Retrieved from <https://ides.illinois.gov/resources/labor-market-information.html>.

<sup>30</sup> U.S. Bureau of Labor Statistics. *Alternative Measures of Labor Underutilization for States, 2021 Annual Averages*. Retrieved from <https://www.bls.gov/lau/stalt.htm>.

<sup>31</sup> U.S. Bureau of Labor Statistics. (Oct. 21, 2021). *Concepts and Definitions*. Retrieved from <https://www.bls.gov/cps/definitions.htm#lfpr>.

adjusted rate (4.5%).<sup>32</sup> These are some of the smaller MSAs. The largest metropolitan statistical area is the Chicago-Naperville-Joliet Metro Division. Its May 2021 unemployment rate was 4.2 percent.

**Exhibit 20: Population, Labor Force, and Unemployment of MSAs with above Average Unemployment**

	Population (2020)	Total Civilian Labor Force (2020)	Unemployment Rate (May 2022 Seasonally unadjusted)
State of Illinois	12,716,164	6,631,897	4.5%
Rockford MSA	336,928	170,489	8.3%
Decatur MSA	104,688	49,848	6.9%
Kankakee MSA	109,924	53,825	6.2%
Danville MSA	76,704	33,300	6.1%
Peoria MSA	403,747	195,078	5.5%
Elgin Metro Division**	207,336	342,764	5.1%
Carbondale-Marion	136,837	62,251	5.0%
Springfield MSA	208,224	104,488	4.7%
St. Louis, MO-IL (IL Part)	685,903	344,882	4.6%
Davenport-Moline-Rock Island MSA (IL Part)	207,336	102,712	4.6%

\* 2020: Five-year estimates.

\*\* It is unclear why the Total Civilian Labor Force is more than the population.

All May 2022 rates are lower than their April 2020 high, which occurred during the COVID-19 pandemic quarantine. In April 2020, the U.S. seasonally adjusted unemployment rate was 14.7 percent and the Illinois unemployment rate was 17.4 percent.

IDES has investigated several labor market issues since the pandemic began. In June 2021, it released a report on the pandemic's impact on Illinois' Economic Development Regions.<sup>33</sup> From April 2019 to April 2020, employment decreased 13.0 percent statewide; three regions—Northern Statewide (15.0%), Southern (14.4%), and Northeast (13.3%)—had larger decreases. These regions also contain the counties that currently have above-average unemployment rates (i.e., Boone County and Winnebago County are in the Northern Statewide region and Alexander County and Pulaski County are in the

<sup>32</sup> Illinois Department of Employment Security. (n.d.). Illinois Unemployment Rate by Metropolitan Statistical Areas. [https://ides.illinois.gov/content/dam/soi/en/web/ides/labor\\_market\\_information/local\\_area\\_unemploymentstatisticslaus/msa\\_map.pdf](https://ides.illinois.gov/content/dam/soi/en/web/ides/labor_market_information/local_area_unemploymentstatisticslaus/msa_map.pdf).

<sup>33</sup> Illinois Department of Employment Security. (Jun. 2021). *Covid-19's Impact on Illinois' Economic Development Regions*. Retrieved from [https://ides.illinois.gov/content/dam/soi/en/web/ides/labor\\_market\\_information/annual\\_report/covid\\_impact\\_on\\_edrs1.pdf](https://ides.illinois.gov/content/dam/soi/en/web/ides/labor_market_information/annual_report/covid_impact_on_edrs1.pdf).

Southern region). Like most parts of the nation, the most precipitous decreases in Illinois were in the leisure and hospitality, education and health services, and retail trade sectors.

### Labor Force Participation

The Illinois civilian labor force consisted of an estimated 6,465,000 workers statewide, as of May 2022.<sup>34</sup> The total included 3,799,800 in the Chicago-Naperville-Arlington Heights Metropolitan Division, which comprises 59 percent of the statewide labor force. The Illinois labor force participation rate was 64.6 percent statewide as of May 2022; it was slightly higher in the Chicago-Naperville-Arlington Heights Metropolitan Division at 65.7 percent. In contrast, the U.S. labor force participation rate was 62.3 percent.<sup>35</sup> Labor force participation generally declined with the pandemic and has recently risen. In the past five years, the highest Illinois labor force participation was 65.1 percent from January through April 2019; the lowest was 62.3 percent in November 2020 and January 2021.

Across the nation, labor force participation rates plummeted at the beginning of the pandemic and have not fully rebounded. A U.S. Bureau of Labor Statistics study found that about 7 percent of those not in the labor force nationally as of July 2021 were prevented from looking for work because of the pandemic.<sup>36</sup> Other studies find the rebound rates vary by age. For example, workers of retirement age have not returned to the labor force, but very young workers have.<sup>37</sup> In fact, about half of the decline nationally in the labor force is among workers of 55 years of age.

A Brookings Institute report suggests that women dropped from labor force participation to care for young children during the pandemic.<sup>38</sup> The report found a 6 percent drop in the participation rate among women with young children, while the drop was only 4 percent among women and men without young children. It also found some but a modest association between decreases in female labor force participation and the share of children in virtual or hybrid schooling in a given state. A Federal Reserve study estimates that one-third of the overall decline in the labor force participation rate during the pandemic is attributable to caretaking, but was not always parents caretaking their own minor children.<sup>39</sup>

The relevance to child support is whether these are valid reasons not to impute income to employable parents who are not working. Some state guidelines actually have provisions that address extreme

---

<sup>34</sup> Illinois Department of Employment Security. (May 2022). Illinois Labor Force Estimates (Revised 2017-2021). Retrieved from <https://ides.illinois.gov/resources/labor-market-information/laus.html>.

<sup>35</sup> U.S. Bureau of Labor Statistics. (n.d.). *Civilian Labor Force Participation Rate*. Retrieved from <https://www.bls.gov/charts/employment-situation/civilian-labor-force-participation-rate.htm>.

<sup>36</sup> U.S. Bureau of Labor Statistics. (Feb. 16, 2022). *Labor Force Statistics from the Current Population Survey*. Retrieved from <https://www.bls.gov/cps/effects-of-the-coronavirus-covid-19-pandemic.htm>.

<sup>37</sup> Bauer, Lauren & Edelberg, Wendy. (Dec. 14, 2021). *Labor Market Exits and Entrances Are Elevated: Who Is Coming Back?* Brookings Institute. Retrieved from: <https://www.brookings.edu/blog/up-front/2021/12/14/labor-market-exits-and-entrances-are-elevated-who-is-coming-back/>.

<sup>38</sup> Aaronson, Stephanie, & Alba, Francisca. (Nov. 3, 2021). *The Relationship between School Closures and Female Labor Force Participation during the Pandemic*. Brookings Institute. Retrieved from <https://www.brookings.edu/research/the-relationship-between-school-closures-and-female-labor-force-participation-during-the-pandemic/>.

<sup>39</sup> Montes, Joshua, Smith, Christopher, & Leigh, Isabel. (Nov. 5, 2021). *Caregiving for Children and Parental Labor Force Participation during the Pandemic*. Board of Governors of the Federal Reserve System. Retrieved from: <https://www.federalreserve.gov/econres/notes/feds-notes/caregiving-for-children-and-parental-labor-force-participation-during-the-pandemic-20211105.htm>.



circumstances that share some similarities to the pandemic. For example, the Louisiana guidelines specifically mention that a party temporarily unable to find work or temporarily forced to take a lower-paying job as a direct result of Hurricanes Katrina or Rita shall not be deemed voluntarily unemployed or underemployed.<sup>40</sup> Similarly, “a natural disaster” is one of the circumstances to be considered to ensure that the obligated parent is not denied a means of self-support or a subsistence level in the Indiana guidelines.<sup>41</sup>

### Other Unemployment Measures

The unemployment rates above reflect the official unemployment rate (the U-3 measurement), which only measures the total percentage of the civilian labor force that is unemployed. The U.S. Bureau of Labor Statistics, however, has developed alternative measures that better reflect all persons who are unemployed, including those who are marginally attached workers (i.e., those who want to work but are discouraged and not looking) and workers employed part-time but who would work full-time if they could. The average Illinois unemployment rate in 2021, according to this measure (called the U-6), is 10.0 percent, while the national rate of 9.4 percent.<sup>42</sup>

---

### Hours Worked and Income Imputation

Hours worked has been used to inform income imputation policies. For example, South Dakota used labor market data on hours worked to reduce the presumption of a 40-hour work week when imputing income that is embedded in its child support guidelines since labor market data indicates South Dakota workers usually work 35 hours per week. In 2021, the average work week in Illinois private industries was 34.6 hours.<sup>43</sup> However, it varied by industry. For example, national data from May 2022 finds that the average is 34.6 hours per week for all total private employees, 30.1 hours per week for those in the retail trade, and 25.9 hours per week for those in the leisure and hospitality industry. Exhibit 21 shows the average hours worked per week for industries in Illinois with over 100,000 employees, as of May 2022, according to IDES.

---

<sup>40</sup> Louisiana Revised Statute 9:315.11 C.(1).

<sup>41</sup> Indiana Rules of Court. (amended Jan. 1, 2020). *Guideline 2. Use of the Guidelines Commentary*. Retrieved from [Indiana Child Support Rules and Guidelines](#).

<sup>42</sup> U.S. Bureau of Labor Statistics. *Alternative Measures of Labor Underutilization for States, 2021 Annual Averages*. Retrieved from <https://www.bls.gov/lau/stalt.htm>.

<sup>43</sup> U.S. Bureau of Labor Statistics. (n.d.). Establishment Data: State Hours and Earnings: Annual Averages: Table 4: Average hours and earnings of all employees on private nonfarm payrolls, by State. Retrieved from <https://www.bls.gov/sae/tables/annual-average/table-4-average-hours-and-earnings-of-all-employees-on-private-nonfarm-payrolls-by-state.htm>.

**Exhibit 21: Average Hours Worked by Industries with over 100,000 jobs (May 2022)**

	Number of Jobs	Average Hours Worked
Construction	233,600	39.7
Manufacturing	572,000	42.5
Durable Goods	324,500	43.2
Non-Durable Goods	247,500	41.7
Wholesale Trade	285,800	39.3
Merchant Whole., Durables	147,900	38.8
Merchant Whole., Non-Durables	112,600	39.8
Retail Trade	579,200	29.4
Food and Beverage	114,400	31.8
General Merchandise	123,700	26.4
Financial Activities	407,000	36.6
Educational and Health	922,600	31.6

### Factors Affecting Full-Time, Year-Round Work among Low-Wage Earners

There are many factors that contribute to the lack of full-time, year-round work. Some pertain to the employability of a parent, and other factors pertain to the structure of low-wage employment. A national study found that the highest educational attainment of 60 percent of the low-income, nonresident parents was a high school degree or less.<sup>44</sup> Obligated parents also face other barriers to employment. A multisite national evaluation of obligated parents in a work demonstration program provides some insights on this.<sup>45</sup> It found that 64 percent of program participants had at least one employment barrier that made it difficult to find or keep a job. Common employment barriers consisted of problems getting to work (30 percent), criminal records (30 percent), and lack of a steady place to live (20 percent). Other employment barriers noted not having the skills sought by employers, taking care of other family members, health issues, and alcohol or drug problems. Many of the participants also cited mental health issues, but few noted it as being a major barrier to employment.

Low-wage jobs do not always provide consistent hours week to week or an opportunity to work every week of the year. This causes unpredictable and erratic income, which can affect child support compliance. Over half (58 percent) of national workers are paid hourly.<sup>46</sup> As mentioned previously, the usual weekly hours are considerably less in some industries (e.g., leisure and hospitality). A Brookings Institute study defines vulnerable workers as those earning less than median earnings and having no healthcare benefits.<sup>47</sup> Most vulnerable workers are concentrated in the hospitality, retail, and healthcare sectors. There is considerable turnover in some of these industries. For example, the leisure

<sup>44</sup> U.S. Congressional Research Service. (Oct. 2021). *Demographic and Socioeconomic Characteristics of Nonresident Parents*. Retrieved from <https://crsreports.congress.gov/product/pdf/R/R46942>.

<sup>45</sup> Canican, Maria, Meyer, Daniel, & Wood, Robert. (Dec. 2018). Characteristics of Participants in the Child Support Noncustodial Parent Employment demonstration (CSPED) Evaluation, at 20. Retrieved from <https://www.irp.wisc.edu/wp/wp-content/uploads/2019/05/CSPED-Final-Characteristics-of-Participants-Report-2019-Compliant.pdf>.

<sup>46</sup> Ross, Martha & Bateman, Nicole. (Nov. 2019). Meet the Low-Wage Workforce. Brookings Institute. Retrieved from [https://www.brookings.edu/wp-content/uploads/2019/11/201911\\_Brookings-Metro\\_low-wage-workforce\\_Ross-Bateman.pdf](https://www.brookings.edu/wp-content/uploads/2019/11/201911_Brookings-Metro_low-wage-workforce_Ross-Bateman.pdf).

<sup>47</sup> Jund-Mejean, Martina & Escobari, Marcela. (Apr. 2020). Our employment system has failed low-wage workers. How can we rebuild. Brookings Institute. Retrieved from <https://www.brookings.edu/blog/up-front/2020/04/28/our-employment-system-is-failing-low-wage-workers-how-do-we-make-it-more-resilient/>.

and hospitality industry has an annual quit rate of 55.4 percent and a 21.5 percent annual rate of layoffs and discharges.<sup>48</sup> High levels of turnover contribute to periods of non-work that can depress earnings.

The lack of healthcare benefits also contributes to fewer hours, fewer weeks worked, and voluntary and involuntary employment separations. Only one-third of workers in the lowest 10th percentile of wages have access to paid sick time, compared to 78 percent among all civilian workers.<sup>49</sup> For those with access to paid sick time, the average is eight days per year. Similarly, those in the lowest 10th percentile of wages are less likely to have access to paid vacation time: 40 percent have access, compared to 76 percent of all workers. Those with paid vacation time have an average of 11 days per year. Without paid sick time or vacation time, a worker may terminate employment voluntarily or be involuntarily terminated when the worker needs to take time off due to an illness or to attend to personal matters. If a parent without access to paid sick time and paid vacation time did not work for 19 days (which is the sum of the average number of paid sick days and paid vacation days), they would miss about four weeks of work throughout the year.

Another indicator of the economic challenges of low-wage parents is the percentage of households that cannot cover a \$400 emergency expense. A Federal Reserve survey finds that 36 percent of households could not cover a \$400 emergency expense in 2020.<sup>50</sup> Although the Federal Reserve survey does not specifically address child support debt and considers all households and not just those where a household member owes child support, it is a salient finding when considering low-income obligated parents in a vulnerable labor market where automated child support enforcement actions (e.g., driver's license and professional license suspension) are triggered when child support is 30 days past due. The \$400 level in the Federal Reserve study is less than some child support orders.

### Non-Managerial and Non-Technical Employment Opportunities

Exhibit 22 shows non-managerial and non-technical jobs in high demand in Illinois in June 2022. It also shows the median wage and entry level wage for that occupation. All of the occupations in high demand pay more than the 2022 state minimum wage of \$12.00 per hour—albeit the entry wage for retail salespersons and food preparation workers is not much more: \$12.13 and \$12.43 per hour, respectively. The number of workweek hours is unknown, but it may be less than 40 hours per week.

---

### *Factors that Influence Employment Rates and Compliance*

Federal regulation requires the consideration of factors that influence employment rates and compliance. There is some older academic research that finds child support can affect employment among obligated parents.<sup>51</sup> Another study finds some weak association of changes in father's earnings

---

<sup>48</sup> Bahn, Kate & Sanchez Cumming, Carmen. (Dec. 31, 2020). Improving U.S. Labor Standards and the Quality of Jobs to Reduce the Costs of Employee Turnover to U.S. Companies. Retrieved from <https://equitablegrowth.org/improving-u-s-labor-standards-and-the-quality-of-jobs-to-reduce-the-costs-of-employee-turnover-to-u-s-companies>.

<sup>49</sup> U.S. Bureau of Labor Statistics. Table 6. Selected Paid Leave Benefits: Access (March 2020). Retrieved from <https://www.bls.gov/news.release/ebs2.t06.htm>.

<sup>50</sup> Federal Reserve. (May 2021). *Report on the Economic Well-Being of U.S. Households in 2020*. Retrieved from <https://www.federalreserve.gov/publications/2021-economic-well-being-of-us-households-in-2020-dealing-with-unexpected-expenses.htm>.

<sup>51</sup> Holzer, Harry J. Offner, Paul, & Sorensen, Elaine. (Mar. 2005). "Declining employment among young black less-educated men: The role of incarceration and child support." *Journal of Policy Analysis and Management*.

with changes in orders among fathers in couples that had their first child support ordered in 2000.<sup>52</sup> There also are many anecdotes of obligated parents who quit working or turn to unreported employment (also called the underground economy) once wages are garnished for child support.

These studies are of limited value for this analysis because they are dated (hence do not consider today’s labor market and child support enforcement practices) and not specific to Illinois. The impact of the COVID-19 pandemic on employment may also overshadow other factors. Another issue is that opportunities for income from unreported employment are rapidly changing and even more difficult to research. It is becoming more common to have multiple jobs where one may be unreported employment and the other may be reported employment. Still, more mechanisms are being developed to facilitate the reporting of gig economy jobs (e.g., drivers for ridesharing). The earnings from unreported employment are often sporadic and yield inconsistent earnings. This exacerbates any attempt to study them within a short period.

**Exhibit 22: 2021 Wages of Non-Managerial/Non-Technical Occupations in High Demand in Illinois<sup>53</sup>**

	Job Postings (June 2022) <sup>54</sup>	Median Wage	Entry-Level Wage
Heavy and Tractor-Trailer Truck Drivers	3,776	\$25.34	\$18.98
Sales Representatives, Wholesale and Manufacturing, except Technical and Scientific Projects	3,120	\$30.53	\$18.05
Retail Salespersons	2,256	\$14.36	\$12.19
Customer Service Representatives	1,688	\$18.75	\$14.15
Laborers and Freight, Stock, and Material Movers, Hand	1,345	\$15.38	\$13.36
Nursing Assistants	1,193	\$16.45	\$14.35
Combined Food Preparation and Service Workers, including Fast Food	1,138	\$14.64	\$12.46
Human Resources Specialists	1,150	\$30.63	\$20.29
Secretaries and Administrative Assistants, except Legal, Medical, and Executive	904	\$19.16	\$14.65

<sup>52</sup> Ha, Yoonsook, Cancian, Maria, & Meyer, Daniel, R. (Fall 2010). “Unchanging Child Support Orders in the Face of Unstable Earnings.” *29 Journal of Policy Analysis and Management* 4, pp. 799–820.

<sup>53</sup> Illinois Department of Employment Security. (Jun. 2022). *Statewide Occupational Wage: 2021 Annual*. Retrieved from <https://ides.illinois.gov/resources/labor-market-information/oews.html>.

<sup>54</sup> Illinois Department of Employment Security. (Jun. 2022.) State of Illinois Help Wanted Ads During Covid-19. Retrieved from [https://ides.illinois.gov/content/dam/soi/en/web/ides/labor\\_market\\_information/hwol/jun22.pdf](https://ides.illinois.gov/content/dam/soi/en/web/ides/labor_market_information/hwol/jun22.pdf).

## SECTION 3: COST OF RAISING CHILDREN AND SCHEDULE UPDATE

Child support schedules and formulas are part policy and part economic data. Most state guidelines, including Illinois, rely on a study of child-rearing expenditures as the underlying basis of their child support schedule or formula. Federal regulation (45 C.F.R. § 302.56 (h)(1)) requires states to consider economic data on the cost of raising children as part of a state’s child support guidelines review. The existing Illinois schedule relies on a 2010 study of child-rearing expenditures from families surveyed in 2004–2009.<sup>55</sup> The findings from the study were converted into a child support schedule by updating the 2010 study to 2017 price levels, excluding expenditures for the childcare expenses and all out-of-pocket healthcare costs for the child except a nominal amount and making another adjustment to account for some families spending more or less than their after-tax income on average. Childcare expenses and most healthcare expenses are excluded from the schedule because the actual amounts expended for these items are considered on a case-by-case basis in the child support guidelines calculation.

This section documents more current economic studies on the cost of raising children and uses a more current study on child-rearing expenditures to update the Illinois child support schedule. It also documents the major data sources, assumptions, and steps used to develop an updated schedule.

### KEY ASSUMPTIONS OF UPDATED SCHEDULE

The key economic data and assumptions underlying the updated schedule are summarized below. Each is discussed in more detail in the next section.

- There are no significant changes in the underlying policy principles and guidelines model—that is, the Illinois guidelines relies and continues to rely on the income shares model.
- The updated schedules are based on the 2021 Betson-Rothbarth (BR) measurements of child-rearing expenditures estimated from families participating in the 2013–2019 Consumer Expenditure (CE) survey.<sup>56</sup> Professor Betson is the economist who developed the measurements using the “Rothbarth” methodology to separate the child’s share of expenditures from total household expenditures. The current Illinois schedule is based on an earlier BR study.
- For the purposes of developing a schedule, the BR measurements are updated to October 2022 price levels.
- The schedule does not include childcare expenses; the cost of the child’s health insurance premium; and the extraordinary, unreimbursed medical expenses of the child. The guidelines

---

<sup>55</sup> Betson, David M. (2010). “Appendix A: Parental Expenditures on Children.” *In* Judicial Council of California, Review of Statewide Uniform Child Support Guideline. San Francisco, CA. Retrieved from <http://www.courts.ca.gov/partners/documents/2011SRL6aGuidelineReview.pdf>.

<sup>56</sup> Betson, David M. (2021). “Appendix A: Parental Expenditures on Children: Rothbarth Estimates.” *In* Venohr, Jane, & Matyasic, Savannah. (Feb. 23, 2021). Review of the Arizona Child Support Guidelines: Findings from the Analysis of Case File Data and Updating the Child Support Schedule. Report to the Arizona Supreme Court Administrative Office of the Courts. Retrieved from <https://www.azcourts.gov/Portals/74/FCIC-CSGR/SupplementalPacket-030121-FCIC-CSGRS.pdf?ver=2021-02-26-161844-187>.

consider the actual amounts expended for these items on a case-by-case basis. Specifically, each parent is responsible for his or her prorated share of actual expenses.

- The BR measurements of child-rearing expenditures are expressed as a percentage of total family expenditures and are converted to net income for guidelines purposes.
- The schedule is based on the average of all expenditures on children from ages 0 through 17 years. There is no adjustment for the child’s age.

#### UNDERLYING DATA AND ASSUMPTIONS USED TO DEVELOP UPDATED SCHEDULE

Besides the economic basis of an updated schedule, there are many other factors considered in the development of a child support schedule:

1. The guidelines model is a policy decision that directs what type of economic study of child-rearing expenditures to use;
2. Which economic study to use;
3. Adjust the study results for current price levels since there are lags between when expenditures data are collected and analyzed and available for use;
4. Exclude childcare, child’s health insurance premium, and extraordinary out-of-pocket medical expenses since the actual amount expended for each of these items is considered on a case-by-case basis; and
5. Consider expenditures to net income ratio, which is the first step to converting the BR measurements, that are measured as a percentage of total household expenditures, to gross-income basis because the child support schedule relates to the combined gross income of the parents.

Appendix A provides more detailed technical documentation of how these factors are used to develop an updated schedule. Exhibit 23 compares the key economic data and assumptions underlying the existing schedule to those of the proposed schedule. It also summarizes alternative data and assumptions. Each factor is discussed in more detail following the table.

#### FACTOR 1: GUIDELINES MODEL

The guidelines model, which is a policy decision, is important to directing what economic data on the cost of raising children to use. The most common principle used for state guidelines models is what University of Wisconsin researchers call the “continuity of expenditures model”—that is, the child support award should allow the children to benefit from the same level of expenditures had the children and both parents lived together.<sup>57</sup> In the income shares guidelines model—which is used by 41 states,

---

<sup>57</sup> Ingrid Rothe & Lawrence Berger. (Apr. 2007). “Estimating the Costs of Children: Theoretical Considerations Related to Transitions to Adulthood and the Valuation of Parental Time for Developing Child Support Guidelines.” *IRP Working Paper*, University of Wisconsin: Institute for Research on Poverty, Madison, WI.

including Illinois—the obligated parent’s prorated share of that amount forms the basis of the guidelines-determined amount. Most states that use the percentage-of-obligor income guidelines model use the same economic studies but presume that the custodial parent contributes an equal dollar amount or percentage of income to child-rearing expenditures.

**Exhibit 23: Major Assumptions and Data underlying Existing and Updated Schedule**

Factor	Basis of Existing Schedule	Basis of Updated Schedule	Other Alternatives/Notes
1. Guidelines model	Income shares model	Income shares model	<ul style="list-style-type: none"> <li>41 states use the income shares model</li> <li>Other states use Melson formula and percentage of obligor income</li> </ul>
2. Economic study	Fourth Betson-Rothbarth (BR) study (2010)	Most current Betson-Rothbarth study (2021)	<ul style="list-style-type: none"> <li>Other studies of child-rearing expenditures</li> </ul>
3. Price levels	Feb. 2017	Oct. 2022	<ul style="list-style-type: none"> <li>Prices have increased 22.3% between the two time periods</li> </ul>
4. Exclude childcare, child’s health insurance premium, and extraordinary out-of-pocket medical expenses	Excludes all but the first \$250 per child per year in ordinary, out-of-pocket medical expenses	No change	<ul style="list-style-type: none"> <li>Retain assumption</li> <li>Exclude all healthcare expenses</li> <li>Ohio approach</li> </ul>
5. Relate expenditures to after-tax income	Converts expenditures to net income using data from same families in CE that Betson uses; and caps expenditures at 100%	No change in methodology, just more recent CE data used	<ul style="list-style-type: none"> <li>Assume all after-tax income is spent</li> </ul>
6. Extend to higher incomes	The expenditure data		

Besides the income shares and the percentage-of-obligor income guidelines model, three states (i.e., Delaware, Hawaii, and Montana) use the Melson formula, which is a hybrid of the income shares approach and the percentage-of-obligor income guidelines. Each of these states prorates a basic level of support to meet the primary needs of the child; then, if the obligated parent has any income remaining after meeting his or her share of the child’s primary support, his or her own basic needs, and payroll taxes, an additional percentage of his or her income is added to his or her share of the child’s primary support.

Research finds that other factors (e.g., economic basis, whether the schedule has been updated for changes in price levels, and adjustments for low-income parents) affect state differences in guidelines more than the guidelines model.<sup>58</sup> Illinois switched to the income shares model in 2017. All states that have switched guidelines models in the last two decades have switched to the income shares model (i.e., Arkansas, District of Columbia, Georgia, Illinois, Massachusetts, Minnesota, and Tennessee). Common reasons for switching to the income shares model are its perception of equity because it considers each parent’s income in the calculation of support and its flexibility to consider individual case circumstances such as extraordinary child-rearing expenses that vary from case to case (e.g., childcare expenses) and timesharing arrangements. Besides the guidelines models in use, there are several other guidelines models not in use that have been proposed in several states.<sup>59</sup> Each have failed for various reasons. In general, there is no overwhelming reason for Illinois to consider switching guidelines models.

## FACTOR 2: ECONOMIC STUDY

There are several measurements of child-rearing expenditures that form the basis of state guidelines. The newest Betson-Rothbarth (BR5) clearly emerges as the most appropriate study to use for updating the Illinois schedule. Its underlying data is more current than that of any other study besides the Florida study that is not used by any state. It also uses the same methodology and assumptions as the basis of the existing schedule, which is an earlier Betson-Rothbarth (BR) study. Most states rely on a BR study.

---

### Betson-Rothbarth Studies

When Congress first passed legislation (i.e., the Family Support Act of 1988) requiring presumptive state child support guidelines, it also mandated the U.S. Department of Health and Human Services to develop a report analyzing expenditures on children and explain how the analysis could be used to help states develop child support guidelines. This was fulfilled by two reports that were both released in 1990. One was by Professor David Betson, University of Notre Dame.<sup>60</sup> Using five different economic methodologies to measure child-rearing expenditures, Betson concluded that the Rothbarth methodology was the most robust<sup>61</sup> and, hence, recommended that it be used for state guidelines. The

---

<sup>58</sup> Venohr, J. (Apr. 2017). Differences in State Child Support Guidelines Amounts: Guidelines Models, Economic Basis, and Other Issues. *Journal of the American Academy of Matrimonial Lawyers*.

<sup>59</sup> For example, see the Child Outcomes Based Model discussed by the Arizona Child Support Guidelines Review Committee, Interim Report of the Committee, Submitted to Arizona Judicial Council, Phoenix, Arizona on October 21, 2009; the American Law Institute (ALI) model can be found in the 1999 Child Support Symposium published by *Family Law Quarterly* (Spring 1999); and the Cost Shares Model can be found at Foohey, Pamela. “Child Support and (In)ability to Pay: The case for the cost shares model.” (2009). *Articles by Maurer Faculty*. 1276. Retrieved from <https://www.repository.law.indiana.edu/cgi/viewcontent.cgi?article=2271&context=facpub>.

<sup>60</sup> Betson, David M. (1990). *Alternative Estimates of the Cost of Children from the 1980–86 Consumer Expenditure Survey*. Report to U.S. Department of Health and Human Services, Office of the Assistant Secretary for Planning and Evaluation. University of Wisconsin Institute for Research on Poverty, Madison, Wisconsin.

<sup>61</sup> In statistics, the term “robust” means the statistics yield good performance that are largely unaffected by outliers or sensitive to small changes to the assumptions.



second study resulting from the Congressional mandate was by Lewin/ICF.<sup>62</sup> It assessed the use of measurements of child-rearing expenditures, including the Betson measurements, for use by state child support guidelines.

The Rothbarth methodology is named after the economist, Irwin Rothbarth, who developed it. It is considered a marginal cost approach—that is, it considers how much more is spent by a couple with children than a childless couple of child-rearing age. To that end, the methodology compares expenditures of two sets of equally well-off families: one with children and one without children. The difference in expenditures between the two sets is deemed to be child-rearing expenditures. The Rothbarth methodology relies on expenditures for adult goods to determine equally well-off families.<sup>63</sup> Through calculus, economists have proven that using expenditures on adult goods understates actual child-rearing expenditures because parents essentially substitute away from adult goods when they have children.<sup>64</sup> In contrast, the Engel methodology, which is also a marginal cost approach but relies on food shares to determine equally well-off families overstates actual child-rearing expenditures because children are relatively food intensive.<sup>65</sup>

At the time of Betson's 1990 study, most states had already adopted guidelines to meet the 1987 federal requirement to have advisory child support guidelines. (The requirement was extended to be rebuttal presumptive guidelines in 1989.) Most states were using older measurements of child-rearing expenditures,<sup>66</sup> but many (including Illinois) began using the Betson-Rothbarth 1990 (BR1) study in the mid- to late 1990s. Subsequently, various states and the University of Wisconsin Institute of Research commissioned updates to the BR study over time.<sup>67</sup>

Although Betson recommended the Rothbarth methodology for state guidelines usage in his 1990 report, another study commissioned by the U.S. Department of Health and Human Services in 1990 by Lewin/ICF suggested that states assess their guidelines using more than one study since not all economists agree on which methodology best measures actual child-rearing expenditures.<sup>68</sup> For its 1990 report, Lewin/ICF assessed state guidelines by generally examining whether a state's guidelines amount was between the lowest and the highest of credible measurements of child-rearing expenditures. Lewin/ICF used the Rothbarth measurements as the lower bound. Amounts that were above the lowest credible measurement of child-rearing expenditures were deemed as adequate

---

<sup>62</sup> Lewin/ICF. (1990). *Estimates of Expenditures on Children and Child Support Guidelines*. Report to U.S. Department of Health and Human Services, Office of the Assistant Secretary for Planning and Evaluation. Fairfax, VA.

<sup>63</sup> Specifically, Betson uses adult clothes, whereas others applying the Rothbarth estimator use adult clothing, alcohol, and tobacco regardless of whether expenditures are made on these items. Betson (1990) conducted sensitivity analysis and found little difference in using the alternative definitions of adult goods.

<sup>64</sup> A layperson's description of how the Rothbarth estimator understates actual child-rearing expenditures is also provided in Lewin/ICF (1990) on p. 2-29.

<sup>65</sup> A layperson's description of how the Engel estimator overstates actual child-rearing expenditures is also provided in Lewin/ICF (1990) on p. 2-28. Lewin/ICF. (1990). *Estimates of Expenditures on Children and Child Support Guidelines*. Report to U.S. Department of Health and Human Services, Office of the Assistant Secretary for Planning and Evaluation. Fairfax, VA.

<sup>66</sup> Many states used Espenshade, Thomas J. (1984). *Investing in Children: New Estimates of Parental Expenditures*. Urban Institute Press: Washington, D.C.

<sup>67</sup> See Appendix A of the Arizona report for more information about the earlier BR studies.

<sup>68</sup> Lewin/ICF. (1990). *Estimates of Expenditures on Children and Child Support Guidelines*. Report to U.S. Department of Health and Human Services, Office of the Assistant Secretary for Planning and Evaluation. Fairfax, VA.

support for children. This also responded to a major concern in the 1980s that state child support guidelines provided inadequate amounts for children.<sup>69</sup> Since then, most states have adapted a BR measurement as the basis of their guidelines schedule or formula.

---

### Most Current BR Measurements and the COVID-19 Pandemic

The most current BR measurements consider expenditure data from 2013–2019, which is before the COVID-19 pandemic began in 2020. The pandemic impacts the economy and expenditures in many ways. The ideal would be to have more current measurements of child-rearing expenditures, but there are several problems with that. One is that the economy and consumption are still changing. Another concerns the underlying data source, the Consumer Expenditure (CE) survey. The CE response rate in 2020, the year the pandemic began, declined.<sup>70</sup> The impact of this decline on survey results is still being assessed.

Using basic economic theory, almost every factor known to affect supply and demand level has changed since the pandemic began. At the microeconomic level (which considers individual goods and services), these factors include changes in price levels, income (including changes caused by government stimulus payments and the temporary increase in the child tax credit),<sup>71</sup> prices of related goods and services, and taste and preferences (e.g., increased demand for at-home entertainment at the beginning of the pandemic); consumers' expectations about the future; the number of buyers; changes in input prices (e.g., availability of semi-conductor chips) and technology (e.g., technology that affects ability to work remotely); suppliers' expectations about the future prices; and the number of sellers.

An example of change in taste and preferences is observed by changes in consumption from the beginning of the pandemic (2020) to when most people became vaccinated and new viral strains were less likely to require hospitalizations (2021–2022) to now. Consumer spending declined for several expenditure categories in 2020 when the pandemic began. At the end of the second quarter of 2020 and over the past year, consumption of food away from home declined by 54 percent, apparel and services declined by 49 percent, entertainment declined by 21 percent, and transportation declined by 19 percent.<sup>72</sup> In the following year (the second quarter of 2020 to the second quarter of 2021), several of these categories rebounded: consumption of food away from home rose 91 percent, apparel and services rose 70 percent, entertainment rose 28 percent, and transportation rose 23 percent.

The changes extend to the macroeconomic model of aggregate demand and aggregate supply that affects overall price levels (in other words, inflation) and the economy's total output of goods and services. The aggregate demand/supply model is affected by interest rates (which are affected by the

---

<sup>69</sup> National Center for State Courts. (1987). *Development of Guidelines for Child Support Orders, Final Report*. Report to U.S. Department of Health and Human Services, Office of Child Support Enforcement, Williamsburg, VA. p. I-6.

<sup>70</sup> U.S. Bureau of Labor Statistics Office of Survey Methods Research. (n.d.). *Household and Establishment Survey Response Rates*. Retrieved from <https://www.bls.gov/osmr/response-rates/>.

<sup>71</sup> Both the Coronavirus Aid, Relief and Economic Security Act (CARES Act) of 2020 and the American Rescue Plan Act of 2021 affected consumer income.

<sup>72</sup> U.S. Bureau of Labor Statistics. (May 3, 2022). "Changes to Consumer Expenditures during the Covid-19 Pandemic." TED: The Economics Daily. Retrieved from <https://www.bls.gov/opub/ted/2022/changes-to-consumer-expenditures-during-the-covid-19-pandemic.htm>.

Federal Reserve’s policies) and changes in consumer demand, investment, government purchases (which increased due to stimulus bills), net export (e.g., changes in overseas shipping affected net exports), labor (where labor generally declined as evidenced by the reduction of labor force participation), capital stock, and natural resources (e.g., reduction in oil drilling), and technological knowledge. In general, several of these factors contribute to increased demand, while few of these factors suggest that supply is increasing to offset the pressure that increased demand imposes on prices.

The result is increased price levels—that is, inflation. From March 2020 through May 2022, prices have increased by 14 percent.<sup>73</sup> In the last year, prices have increased 8.6 percent alone. Price changes have not been uniform across all goods and services. For example, although the all-items price index increased 8.6 percent in the last year, the food price index increased 10.1 percent and the energy price index rose 34.6 percent over the same period.<sup>74</sup> In all, price increases generally suggest increases to the schedule are warranted. There are some possible exceptions due to substitution effects. For example, increases to the cost of childcare may cause families to cut back on other child-rearing expenditures. If enough families cut back on other child-rearing expenditures, this could indirectly suggest schedule decreases. This is because the schedule does not consider childcare expenses (rather, the actual cost of childcare is considered on a case-by-case basis) but the schedule does consider other child-rearing expenditures. To date, there is no evidence to suggest that this has indeed occurred, although there is research that suggests that childcare expense have increased substantially since the pandemic began.<sup>75</sup> As an aside, one of the major contributing factors is a shortage of childcare workers.

Inflation can have unequal effects on low and high-income families. Low-income families devote a larger budget share to necessities than higher income families do. They do not have the same ability to cut expenditures on luxury items or dip into savings to offset the rising cost of necessities as higher income families do. Unequal price changes across goods and services may cause changes in the composition of what families consume.

In all, the impact of the pandemic on child-rearing expenditures and a child support schedule is unknown. If only inflation were considered, it would increase, but there are too many factors to consider (e.g., changes in the cost of childcare and the child’s healthcare) and changes in income tax rates, which affect spendable income. It is anticipated though that the changes will not be uniform across all incomes and family sizes.

### Overview of the Consumer Expenditure (CE) Survey

Each BR study used more current Consumer Expenditure (CE) data. The 1990 study relied on the 1980–1886 CE and the 2021 study relied on the 2013–2019 CE. Conducted by the U.S. Bureau of Labor

---

<sup>73</sup> Calculated from the U.S. Bureau of Labor Statistics. (n.d). *Consumer Price Index Historical Tables for U.S. City Average*. Retrieved from [https://www.bls.gov/regions/mid-atlantic/data/consumerpriceindexhistorical\\_us\\_table.htm](https://www.bls.gov/regions/mid-atlantic/data/consumerpriceindexhistorical_us_table.htm).

<sup>74</sup> U.S. Bureau of Labor Statistics. (Jun. 10, 2022). *Consumer Price Index – May 2022*. Retrieved from <https://www.bls.gov/news.release/pdf/cpi.pdf>.

<sup>75</sup> For example, see Gascon, Charles S. and Werner, Devin. (Jan. 13, 2022). *Pandemic, Rising Costs Challenge Child Care Industry*. Federal Reserve Bank of St. Louis. Retrieved from <https://www.stlouisfed.org/publications/regional-economist/2022/jan/pandemic-rising-costs-challenge-child-care-industry>.

Statistics (BLS), the CE is a comprehensive and rigorous survey with over a hundred-year history.<sup>76</sup> Today, the CE surveys about 6,000 households a quarter on hundreds of expenditures items.<sup>77</sup> Households stay in the survey for four quarters, yet households rotate in and out each quarter. The primary purpose of the CE is to calibrate the market basket used to measure changes in price levels over time. Committed to producing data that are of consistently high statistical quality, relevance, and timeliness, the BLS closely monitors and continuously assesses the quality of the CE and makes improvements when appropriate. Some of these improvements have occurred in between BR studies and, hence, can affect differences between BR study years.

The sampling of the CE is not designed to produce state-specific measurements of expenditures.<sup>78</sup> To expand the CE so it could produce state-specific measurements would require a much larger sample and other resources and would take several years. Instead, Betson develops national measurements of child-rearing expenditures from the CE. Multiple data years are pooled to obtain an adequate sample size. Betson's sample selection is described more thoroughly his report.

Betson compiles other statistics from the same subset of CE families that he uses to measure child-rearing expenditures. These other statistics are used to develop a child support schedule. This includes the average ratio of expenditures to income, average childcare expenditures, and average healthcare expenses for several income ranges. This additional data is shown and explained in Appendix A.

### Changes in the CE

The major change in the CE since the BR4 study was conducted is an improvement to how taxes were measured. In prior surveys, households would self-report taxes. The BLS learned that families underestimated taxes paid, particularly at high incomes; hence, their after-tax income (spendable income) was smaller than measured. Beginning in 2013, the BLS began using their internal tax calculator to calculate each household's taxes. This effectively reduced the after-tax income available for expenditures. Another indirect impact was to the average ratio of expenditures to after-tax income, which is used in the conversion of the measurement of child-rearing expenditures to a child support schedule, increased. (This can be illustrated through Exhibit 24, by assuming a drop in the after-tax income line for the cluster of families to the right that have higher incomes.) This increases the amounts from BR4 to BR5 for high-income families because they pay a larger amount of taxes. Their after-tax income is less; hence, the ratio of expenditures to after-tax income is larger.


---

<sup>76</sup> U.S. Bureau of Labor Statistics (BLS). (Jun. 28, 2018). *130 Years of Consumer Expenditures*. Retrieved from <https://www.bls.gov/cex/csxhistorical.htm>.

<sup>77</sup> There are two components to the CE survey. Each starts with a sample of about 12,000 households. One component is a diary survey, and the other is an interview survey. The results from the interview survey are the primary data source for measuring child-rearing expenditures. Nonetheless, the BLS uses both components to cross check the quality of the data. More information can be found at U.S. Bureau of Labor Statistics. (n.d.). *Handbook of Methods: Consumer Expenditures and Income*. p. 16. Retrieved from <https://www.bls.gov/opub/hom/cex/pdf/cex.pdf>.

<sup>78</sup> Recently, however, the BLS has been creating state-specific samples for some of the larger states (e.g., California, Florida, and Texas).

**Exhibit 24: Relationship between Expenditures and Income**



---

### Changes in the BR Measurements over Time

Changes in the Betson-Rothbarth (BR) measurements of child-rearing expenditures over time may reflect actual changes in how much families spend on their children, sampling differences in the different study years, changes in the underlying expenditures data used to develop the measurements, or a combination of these factors. In addition, changes in other factors (e.g., the ratio of expenditures to after-tax income) considered in the conversion of the BR measurements, which are expressed as a percentage of total household expenditures, to a gross income-based schedule may have changed so also affect perceived changes to the BR measurements over time. Understanding the root of the changes is important to Illinois if Illinois updates its schedule using the BR 2021 study.

The two major factors in determining child support are the number of children and the incomes of the parties. Child support schedules provide higher amounts when there are more children because the economic evidence on child-rearing expenditures finds more is spent when there are more children. Further, the economic evidence suggests some economies of scale: expenditures for two children are not twice that of expenditures for one child; rather, they are less than double.

Income follows a similar pattern—that is, economic evidence finds that higher incomes spend more on children and the schedule amounts reflect that. Underlying the premise of most state guidelines is that if the child has a parent living outside the home whose income affords that parent a higher standard of living, that child should share that parent’s standard of living. (Obviously, the situation is more complicated in shared physical parenting situations, but that adjustment is layered on to the schedule through a formula that is applied later in the child support calculation.)

## Comparisons by Number of Children

The five Betson studies using the Rothbarth methodology were published in 1990,<sup>79</sup> 2000,<sup>80</sup> 2006,<sup>81</sup> 2010,<sup>82</sup> and 2021.<sup>83</sup> Exhibit 25 compares the percentage of total family expenditures devoted to child rearing for the five BR studies where BR1 stands for the first study, BR2 stands for the second study, and so forth. Each study uses more current CE data. Exhibit 25 shows the percentages for one, two, and three children. The sample size of families with four or more children is too small to produce measurements for larger families. Instead, as discussed in Appendix A, equivalence scales are used to adjust the measurements for larger family sizes.

Exhibit 25 shows small variation in the percentage of total expenditures devoted to one child over time. The difference between the lowest and the highest estimate for one child is less than two percentage points. This is less than the standard deviation in the estimates due to sampling variation.

For two and three children, Exhibit 25 shows the percentage of total expenditures devoted to child-rearing expenditures increasing slightly over time. However, Betson suggests that expenditures for two and three children should be examined in context of marginal expenditures—that is, starting with expenditures for the first child, how much more was spent for the second child? If the same amount is spent, the marginal increase in expenditures is 100 percent. If the amount is less than 100 percent, there is some economies of scale to having more children. The BR studies find that the marginal increase in expenditures from one to two children is about 40 to 55 percent, depending on the age of the study, and that the marginal increase in expenditures from two to three children is about 15 to 23 percent, depending on the age of the study. Generally, the older studies have smaller marginal increases, while the more recent studies have larger marginal increases. This suggests that the economies of scale of having more children is decreasing slightly. In turn, this suggests slightly larger increases to updated schedule amounts for more children.

---

<sup>79</sup> Betson, David M. (1990). *Alternative Estimates of the Cost of Children from the 1980–86 Consumer Expenditure Survey*. Report to U.S. Department of Health and Human Services, Office of the Assistant Secretary for Planning and Evaluation. University of Wisconsin Institute for Research on Poverty, Madison, WI.

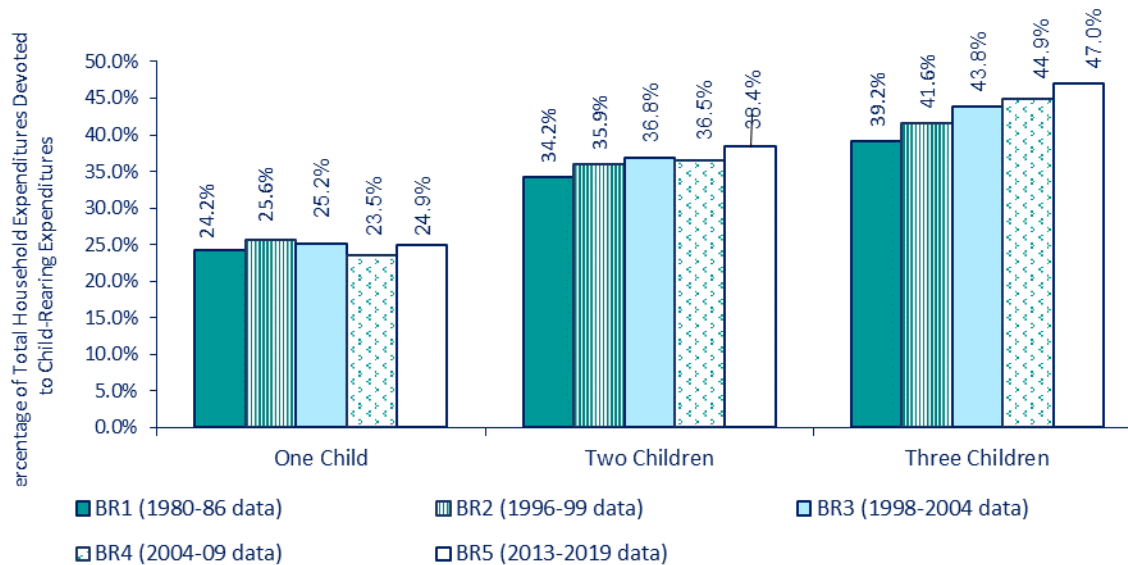
<sup>80</sup> Betson, David M. (2000). "Parental Spending on Children: A Preliminary Report." Memo, University of Notre Dame. Funded by a grant from the Institute for Research on Poverty, Madison, WI.

<sup>81</sup> Betson, David M. (2006). "Appendix I: New Estimates of Child-Rearing Costs." In PSI, *State of Oregon Child Support Guidelines Review: Updated Obligation Scales and Other Considerations*, Report to State of Oregon, Policy Studies Inc., Denver, CO. Retrieved from [https://justice.oregon.gov/child-support/pdf/psi\\_guidelines\\_review\\_2006.pdf](https://justice.oregon.gov/child-support/pdf/psi_guidelines_review_2006.pdf).

<sup>82</sup> Betson, David M. (2010). "Appendix A: Parental Expenditures on Children." in Judicial Council of California, *Review of Statewide Uniform Child Support Guideline*. San Francisco, CA. Retrieved from <http://www.courts.ca.gov/partners/documents/2011SRL6aGuidelineReview.pdf>.

<sup>83</sup> Betson, David M. (2021). "Appendix A: Parental Expenditures on Children: Rothbarth Estimates." In Venohr, Jane, & Matyasic, Savannah (Feb. 23, 2021). *Review of the Arizona Child Support Guidelines: Findings from the Analysis of Case File Data and Updating the Child Support Schedule*. Report to the Arizona Supreme Court Administrative Office of the Courts. Retrieved from <https://www.azcourts.gov/Portals/74/FCIC-CSGR/SupplementalPacket-030121-FCIC-CSGRS.pdf?ver=2021-02-26-161844-187>.

**Exhibit 25: Comparisons of Betson-Rothbarth (BR) Measurements over Time**



### Comparisons by Income Ranges

There are at least two caveats to using Exhibit 25 to imply the impact of using more current BR measurements.

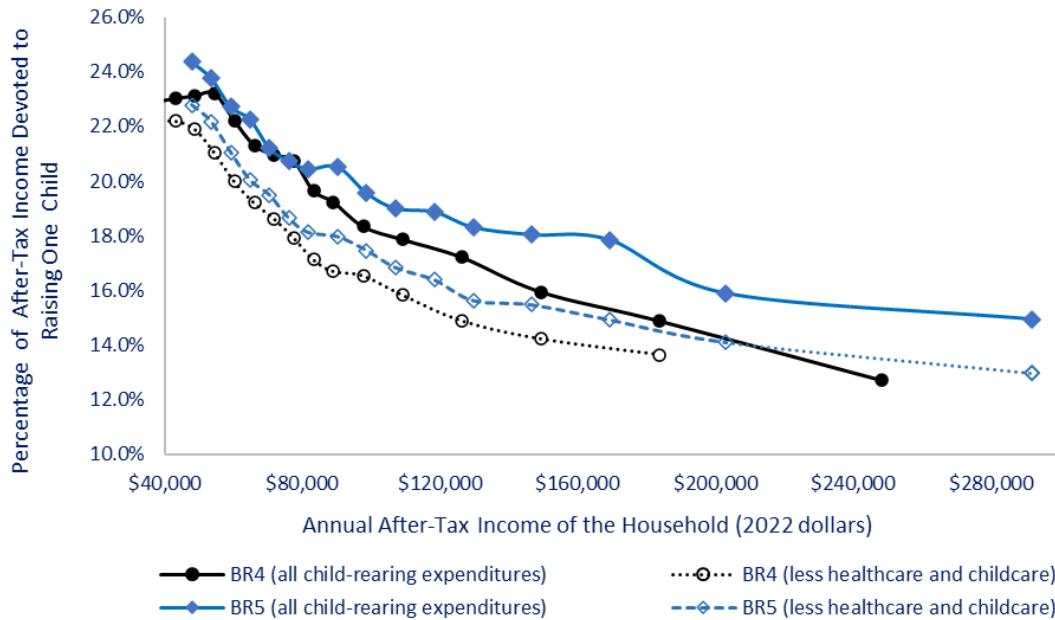
- Exhibit 25 compares the measurements as percentages of total household expenditures. As discussed later, this base—total household expenditures—is converted to after-tax (net) income, then converted to a gross-income basis, which is the foundation of the Illinois child support schedule. As discussed in more detail in Appendix A, they are converted to net income using the average expenditures to net income ratios of the same families from the 2013–2019 CE data that Betson used to prepare his most recent estimates.
- Exhibit 25 compares the measurements for *all* child-rearing expenditures including expenditures for the child’s healthcare expenses and childcare expenses. The current Illinois schedule does not include the cost of the child’s health insurance, the child’s extraordinary medical expenses (e.g., out-of-pocket expense for an ambulance), or work-related child-care expenses. These expenses are subtracted out of the BR measurements using average expenditures for health care and childcare for the same families from the 2013–2019 CE data. (This is also discussed in Appendix A).

Exhibit 26, Exhibit 27, and Exhibit 28 are better at illustrating the impact of changes over time. Exhibit 26 compares the changes for one child, Exhibit 27 compares the changes for two children, and Exhibit 28 compares the changes for three children. The time periods examined in these exhibits are 2004–2009 (which is the BR4 measurement that forms the basis of the existing schedule) and 2013–2019 (which is the BR5 measurement that forms the basis of the proposed schedule).

Each exhibit compares:

- The percentage of *after-tax* income devoted to *all* child-rearing expenditures; and
- The percentage of after-tax income devoted to all child-rearing expenditures *less* healthcare expenses (except an amount to cover ordinary medical expenses) and childcare expenses.

**Exhibit 26: Comparisons of BR Measurements by After-Tax Income for One Child**



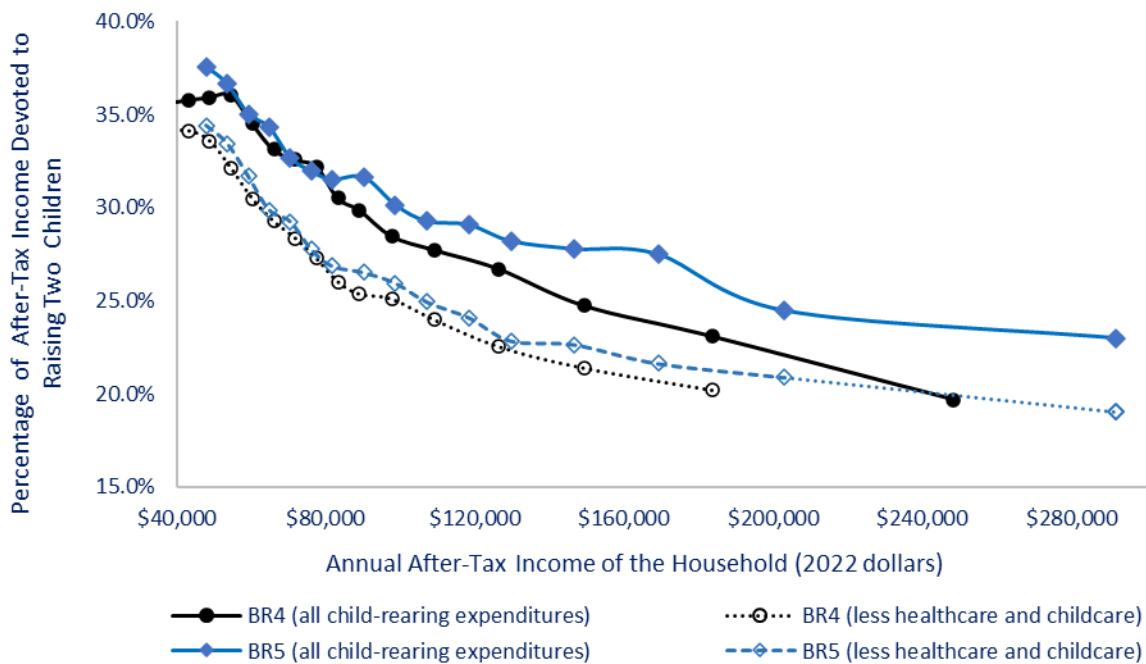
There are at least three major observations from the exhibits.

- **The percentage of net income devoted to child-rearing expenditures decreases with more after-tax income regardless of the age of the underlying data.** This is because as net income increases, households on average save more and may spend on others outside the home or make donations. To be clear, the average dollar amount expended on children increases with income, but the average percentage of after net income devoted to child-rearing expenditures decreases.
- **Changes are unequal across incomes.** The dotted lines are what the schedules are based (i.e., total expenditures less healthcare costs and childcare costs). BR5 is generally higher than BR4, which suggests increases, but the increases are not equal across all incomes.
  - The change in the percentages from BR4 (2004–2009) to BR5 (2013–2019) is not consistent by the number of children and income. This suggests that an across-the-board uniform change regardless of the number of children and income would be inappropriate.

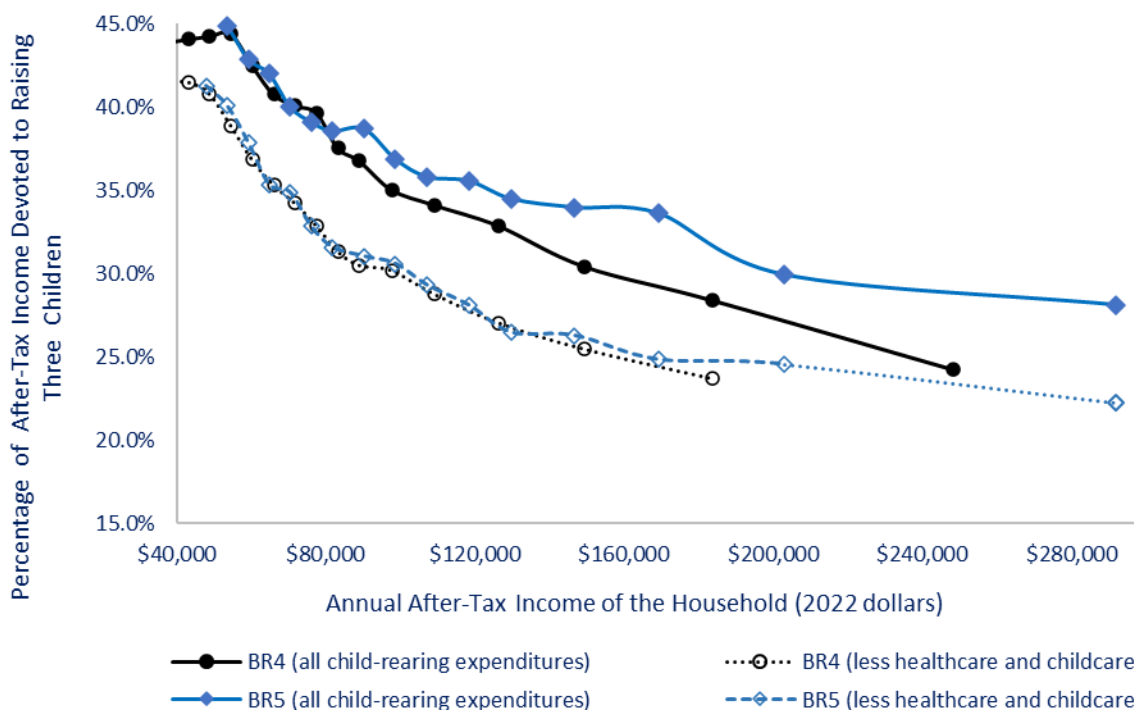


- There is an anomalous decreases or little change at some incomes. This may reflect substitution away from other child-rearing expenses to compensate for the increase in childcare and out-of-pocket medical expenses.
- **Changes are unequal across incomes partially due to unequal changes in childcare and the children’s healthcare expenses.** The percentage expended on the child’s healthcare (less ordinary medical expenses) and childcare is depicted by the gap between the line tracking all expenditures (which are solid lines) and the line tracking expenditures less healthcare costs and childcare (which are dotted lines). The gap is generally consistent using the BR4 data (2004–2009) but appears to widen with income for the more current data for the BR5 data (2013–2019). This is most evident in Exhibit 28. that compares the amounts for three children. The BR5 (2013–2019 data) are the lighter shade lines with diamond markers and the BR4 (2004–2009 data) is the black line with circle markers. In short, expenditures for child’s healthcare and childcare have increased. The increase is more at middle and higher incomes. Families may face higher out-of-pocket healthcare costs at higher incomes and may reduce their consumption on other items.

**Exhibit 27: Comparisons of BR Measurements by After-Tax Income for Two Children**



**Exhibit 28: Comparisons of BR Measurements by After-Tax Income for Three Children**



### Other Economic Studies

Besides the Rothbarth methodology, there are several other economic methodologies used to separate the child’s share of expenditures from total household expenditures. Betson assessed four other alternatives, including the USDA methodology, in his 1990 study. He concluded that the Rothbarth methodology produced the most statistically robust estimates and recommended for use in state guidelines. In general, economists do not agree which methodology comes the closest to measuring actual child-rearing expenditures. Most conventional economists, including Betson, believe that the Rothbarth methodology understates actual child-rearing expenditures.<sup>84</sup> Many other studies based on alternative methodologies, however, use older data or are not used by any state as the basis of their guidelines.

Four studies that are frequently mentioned in state guidelines reviews are the USDA study of child-rearing expenditures in 2015;<sup>85</sup> a 2017 study conducted for California applying the Rothbarth

<sup>84</sup> For example, a layperson’s description of how the Rothbarth estimator understates actual child-rearing expenditures is also provided on p. 2-29 of Lewin/ICF. (1990). *Estimates of Expenditures on Children and Child Support Guidelines*. Report to U.S. Department of Health and Human Services, Office of the Assistant Secretary for Planning and Evaluation. Fairfax, VA.

<sup>85</sup> Lino, Mark et al. (2017). *Expenditures on Children by Families, 2015*. Misc. Pub. No. 1528-2015. U.S. Dept. of Agriculture, Center for Nutrition & Policy Promotion, Washington, D.C. Retrieved from [https://cdn2.hubspot.net/hubfs/10700/blog-files/USDA\\_Expenditures%20on%20children%20by%20family.pdf?t=1520090048492\\_](https://cdn2.hubspot.net/hubfs/10700/blog-files/USDA_Expenditures%20on%20children%20by%20family.pdf?t=1520090048492_)

methodology to expenditures data collected in 2000–2015;<sup>86</sup> a 2016 study by Professor Emeritus William Comanor, University of California at Santa Barbara;<sup>87</sup> and a 2021 Florida State University study that used expenditures data collected in 2013–2019.<sup>88</sup> With the exception of the USDA study, none of these studies form the basis of any state’s guidelines. The USDA study forms the basis of the upper half of the Maryland guidelines schedule and was used as the basis of the Minnesota guidelines schedule with many adjustments.

---

## USDA Study

The USDA first measures expenditures for seven different categories (i.e., housing, food, transportation, clothing, healthcare, childcare and education, and miscellaneous) and then sums them to arrive at a total measurement of child-rearing expenditures. Some of the methodologies use a pro rata approach, which is believed to overstate child-rearing expenditures. The USDA reports its estimates on an annual basis for one child in a two-child household. The USDA provides measurements for the United States as a whole and as four regions: the South, Midwest, Mid-Atlantic, and West. The USDA also produces measurements for rural areas and single-parent families. These measurements are for the nation as whole and not provided individually by region.

The USDA amounts also vary by age of the child and household income. The most recent USDA measurements are from expenditures data collected in 2011 through 2015. They are shown in Exhibit 29. This is the amount for one child in two-child households. If there is only one child in the household, the USDA found the amounts should be increased by 27 percent. If there are three or more children in the household, the amounts should be adjusted by the number of children multiplied by 76 percent. (These adjustments for less and more children were incorporated into the existing schedule.) The amounts include expenditures for the child’s healthcare and childcare expenses.

One salient finding (as shown in Exhibit 29) that is pertinent to addressing concerns about using expenditures data from intact families as the basis of state child support guidelines is that single-parent families with low income and married-couple families with low income devote about the same amount to child-rearing expenditures. It should also be noted that the amounts for middle incomes and high incomes for single-parent families are not separated because they are too few high income, single-parent families from which to produce measurements. More single-parent families with children live in poverty than married-couple families with children. Nonetheless, as shown in Exhibit 30, the USDA amounts are generally more than the BR amounts.

---

<sup>86</sup> Rodgers, William M. (2017). “Comparative Economic Analysis of Current Economic Research on Child-Rearing Expenditures.” In Judicial Council of California, *Review of Statewide Uniform Child Support Guideline 2017*. San Francisco, CA. Retrieved from <http://www.courts.ca.gov/documents/lr-2018-JC-review-of-statewide-CS-guideline-2017-Fam-4054a.pdf>.

<sup>87</sup> Norribin, Stefan C., et al. (Nov. 2021). Review and Update of Florida’s Child Support Guidelines. Retrieved from <http://edr.state.fl.us/Content/special-research-projects/child-support/ChildSupportGuidelinesFinalReport2021.pdf>.

<sup>88</sup> Comanor, William, Sarro, Mark, & Rogers, Mark. (2015). “The Monetary Cost of Raising Children.” In (ed.) Economic and Legal Issues in Competition, Intellectual Property, Bankruptcy, and the Cost of Raising Children (*Research in Law and Economics*), Vol. 27. Emerald Group Publishing Limited, pp. 209–51; and Norribin, Stefan C., et al. (Nov. 2021). *Review and Update of Florida’s Child Support Guidelines*. Retrieved from <http://edr.state.fl.us/Content/special-research-projects/child-support/ChildSupportGuidelinesFinalReport2021.pdf>.

**Exhibit 29: Summary of Findings from 2017 USDA Study**

		Married-Couple Families		Single-Parent Families (overall U.S.)
		Urban (overall U.S.)	Rural Areas (overall U.S.)	
<b>Low Income (less than \$59,200 gross per year)</b>	Child-rearing \$	\$9,330–\$9,980/year	\$7,650–\$8,630/year	\$8,800–\$10,540/year
	Average Gross Income	\$36,300	\$36,100	\$24,400
<b>Middle Income (more than \$59,200 per year and less than \$107,400 for Urban and Rural Only)</b>	Child-rearing \$	\$12,350–\$13,900/year	\$10,090–\$11,590/year	\$16,370–\$20,190/year
	Average Gross Income	\$81,700	\$79,500	\$99,000
<b>High Income (more than \$107,400 for Urban and Rural only)</b>	Child-rearing \$	\$19,380–\$23,380/year	\$14,600–\$17,000/year	
	Average Gross Income	\$185,400	\$156,800	

**Other Recent Studies**

Exhibit 30 also shows some of the results of other recent studies. In 2021, the Florida researchers applied both the Rothbarth and Engel approach to 2013–2019 expenditures data, which is the same data years of the most current BR study. Only a few states still rely on Engel estimates. Most states that previously used Engel estimates have switched to Rothbarth estimates. The Florida researchers reported their estimates as a percentage of consumption (total household expenditures) for five quintiles of income. Using the Rothbarth methodology, they ranged from 21.0 percent to 21.5 percent for one child, 32.9 percent to 33.7 percent for two children, and 40.8 percent to 41.7 percent for three children. Using the Engel methodology, they ranged from 20.4 percent to 22.3 percent for one child, 32.1 percent to 34.7 percent for two children, and 39.8 percent to 41.7 percent for three children. The percentages generally increased with more income.

The 2017 Rodgers study tested the sensitivity of using multiple data years. One reason for this was to capture a variety of economic cycles ranging from boom to recession, particularly the Great Recession that began late 2007 and officially ended in 2009 but had many lingering adverse effects including above-average unemployment rates and depressed incomes. The 2018 Comanor study is criticized for yielding amounts near poverty for all income ranges and not including all child-rearing expenditures (i.e., it does not include entertainment and miscellaneous expenses). It also found no additional out-of-medical expenses for having children. It is not used by any state.

**FACTOR 3: ADJUST TO CURRENT PRICE LEVELS**

The existing schedule is based on price levels from February 2017. The most current price level data available when this report was written was from October 2022. Prices have increased by 22.3 percent between the two time periods. This does not mean a 22.3 percent increase in the schedule amounts because some of the increase is offset by incomes that have also increased over time.

**Exhibit 30: Comparison of Economic Estimates of Child-Rearing Expenditures**

Economic Methodology	Economist and Data Years	Average Child-Rearing Expenditures as a percentage of Total Expenditures		
		1 Child	2 Children	3 Children
Rothbarth	<b>Betson/Rothbarth (BR)</b>			
	2013–2019	24.9%	38.4%	47.0%
	2004–2009	23.5%	36.5%	44.9%
	1998–2004	25.2%	36.8%	43.8%
	1996–1998	25.6%	35.9%	41.6%
	1980–1986	24.2%	34.2%	39.2%
	<b>Rodgers/Replication of Betson<sup>89</sup></b>			
	2004–2009 CE	22.2%	34.8%	43.2%
	<b>Rodgers<sup>90</sup></b>			
	2000–2015 CE	19.2%	24.1%	30.8%
	2004–2009 CE	21.5%	24.4%	33.4%
	2000–2011	21.0%	25.0%	31.0%
<b>Florida State University<sup>91</sup></b>				
2013–2019	21.3%	33.4%	41.4%	
2009–2015	24.9%	38.3%	46.9%	
<b>USDA</b>	<b>USDA<sup>92</sup></b>			
	2011–2015 CE	26.0%	39.0%	49.0%

**FACTOR 4: EXCLUDE CHILDCARE EXPENSES AND OUT-OF-POCKET HEALTHCARE COSTS**

The measurements of child-rearing expenditures cover *all* child-rearing expenditures, including childcare expenses and the out-of-pocket healthcare expenses for the child. This includes out-of-pocket insurance premium on behalf of the child and out-of-pocket extraordinary, unreimbursed medical expenses such as deductibles. These expenses are widely variable among cases (e.g., childcare expenses for an infant are high, and there is no need for childcare for a teenager). Instead of putting them in the schedule, the actual amounts of the expenses are or can be addressed on a case-by-case basis within the guidelines. To avoid double-accounting in the schedule, these expenses are subtracted from the measurements

<sup>89</sup> Rodgers, William M. (2017). “Comparative Economic Analysis of Current Economic Research on Child-Rearing Expenditures.” In Judicial Council of California, *Review of Statewide Uniform Child Support Guideline 2017*. San Francisco, CA. Retrieved from <http://www.courts.ca.gov/documents/lr-2018-JC-review-of-statewide-CS-guideline-2017-Fam-4054a.pdf>.

<sup>90</sup> Rodgers (2017). *Ibid*.

<sup>91</sup> Norribin, Stefan C., et al. (Nov. 2021). Review and Update of Florida’s Child Support Guidelines. Retrieved from <http://edr.state.fl.us/Content/special-research-projects/child-support/ChildSupportGuidelinesFinalReport2021.pdf>. The third quintile is used for the average in the Florida studies because they do not report an average. Rather, they report quintiles. The third is the midpoint.

<sup>92</sup> Lino, Mark, et al. (2017). *Expenditures on Children by Families, 2015*. Misc. Pub. No. 1528-2015. U.S. Dept. of Agriculture, Center for Nutrition & Policy Promotion, Washington, D.C. Retrieved from [https://cdn2.hubspot.net/hubfs/10700/blog-files/USDA\\_Expenditures%20on%20children%20by%20family.pdf?t=1520090048492](https://cdn2.hubspot.net/hubfs/10700/blog-files/USDA_Expenditures%20on%20children%20by%20family.pdf?t=1520090048492).

when developing the existing and updated schedules. Appendix A provides the technical details on how this is done.

### Inclusion of \$250 per Child per Year for Out-of-Pocket Medical Expenses

There is an exception to excluding the child's healthcare expenses from the schedule. An amount to cover ordinary, out-of-pocket healthcare expenses (e.g., aspirin and copays for well visits) was retained in both the existing and updated schedules. The current schedule assumes up to \$250 per child per year for ordinary, out-of-pocket healthcare expenses. That assumption is retained for the proposed, updated schedule because the average is still near \$250 per child per year. The concern, however, is the amount varies significantly among those with Medicaid and those with private insurance, particularly with high deductibles. The 2015 Medical Expenditure Panel Survey (MEPS) finds that the average out-of-pocket medical expense per child was \$248 per year but varied depending on whether the child was enrolled in public insurance such as Medicaid or had private insurance. Based on MEPS data, out-of-pocket medical expenses averaged \$63 per child per year for children who had public insurance and \$388 per child per year for those with private insurance.<sup>93</sup> The 2017 MEPS data, which is the most current available, has not drilled down to the public insurance and private insurance level, but they do report an average for all children, \$271 per child, which is close to the \$250 level.

Some states are responding to the disparity in out-of-pocket expenses between those with public insurance and those with private insurance in two ways. One way is to include *no* ordinary out-of-pocket medical expenses (e.g., Connecticut and Virginia) in their schedules. This would reduce the schedule amounts. This means parents must share receipts for *all* out-of-pocket medical expenses, not just those exceeding \$250 per child per year. The major pro of this approach is it more accurate. The major cons are that it requires more information sharing and coordination between the parties and that the burden falls on the parent incurring the expense. The parent incurring the expense must save receipts, notify the other parent, and initiate an enforcement action if the other party fails to pay his or her share. In addition to including no ordinary, out-of-pocket medical expenses in the schedules, Michigan and Ohio take the method one step further. Not only do they exclude all healthcare expenses from the schedule, but they provide a standardized amount of out-of-pocket medical expenses that is added in the worksheet as a line item similar to the add-on for childcare expenses. That amount can vary depending on whether the insurance is private insurance or Medicaid enrollment.

Exhibit 31 illustrates how this works in Ohio, which uses annual income. The pros to this approach are that it can better address the out-of-pocket healthcare expenses and does not require a change in the schedules to update the standardized amount for out-of-pocket medical expenses. The cons are that it makes the calculation more cumbersome and requires knowledge of whether the children are enrolled in Medicaid (which may change frequently).

---

<sup>93</sup> U.S. Department of Health & Human Services Agency for Healthcare Research and Quality. (n.d.). *Medical Expenditure Panel Survey*. Retrieved from [https://www.meps.ahrq.gov/mepsweb/data\\_stats/meps\\_query.jsp](https://www.meps.ahrq.gov/mepsweb/data_stats/meps_query.jsp).

Although there are some concerns about the treatment of healthcare expenses, no alternative has emerged as clearly superior and more appropriate than the current approach.

**Exhibit 31: Illustration of Ohio’s Alternative Approach to Out-of-Pocket Medical Expenses**

Worksheet Calculation			
	Parent A	Parent B	Combined
Annual Income	\$40,000.00	\$40,000.00	\$80,000.00
Share of Income	50%	50%	
Schedule Amount (Annual)			\$20,000.00
4. Annual Cash Medical			\$388.70
5. Total Obligation			\$20,388.70
6. Each Parent’s Share (Line 2 x Line 5)	\$10,194.35	\$10,194.35	

Cash Medical Obligation	
Number of Children	Annual Cash Medical Amount
1	\$388.70
2	\$777.40
3	\$1,166.10
4	\$1,554.80
5	\$1,943.50
6	\$2,332.20

**FACTOR 5: CONVERSION OF EXPENDITURES TO AFTER-TAX INCOME**

The need for this conversion is illustrated by Exhibit 24 that shows some families spend more or less than their income. As stated earlier, Betson reports the measurements of child-rearing expenditures as a percentage of total expenditures. Thus, they must be converted from a percentage of total expenditures to a net-income basis because the child support schedule relates to net income.

The conversion was done by taking the expenditures-to-income ratio for the same subset of CE families used to develop the measurements of child-rearing expenditures for both the existing and proposed child support schedules. The ratios from the most recent BR5 study are shown in Appendix A, as well as an example of how the conversion is made. An exception is made at lower incomes, because as shown in Exhibit 24, they spend more than their after-tax income on average.

This conversion method is common among most income shares guidelines. The only known exception is that the District of Columbia assumes that all after-tax income is spent, and hence, makes no adjustment. (This results in larger schedule amounts that become progressively larger as income increases.) There is no compelling reason for Illinois to adapt the District of Columbia approach.

**FACTOR 6: EXTEND TO HIGHER INCOMES**

Both the economic studies from 2010 and 2021 cover expenditures on children up to incomes of about \$25,000 net per month. There are too few families with incomes above that to produce reliable estimates. For the existing schedule, the data from lower incomes was used to estimate schedule amounts through \$30,000 net per year. The advisory committee favored not making a similar extraction for the updated schedule; rather, it favored just extending the schedule to the highest income for which the data were reliable, which was about \$25,000 net per month.

## SECTION 4: IMPACT OF UPDATING THE SCHEDULE

This section considers the impact of updating the child support schedule. It uses case scenarios to examine the impact of updating the schedule. Appendix B provides side-by-side comparisons of the existing and proposed schedules.

Exhibit 32 shows the average and median change for combined monthly incomes below \$7,500 net; Exhibit 33 show the same statistics for incomes between \$7,501 through \$15,000 net; and Exhibit 34 shows the same statistics for incomes more than \$15,000 net. For the lowest income range, the average increase is modest: 5 percent to 6 percent depending on the number of children. The average increase is more for the middle-income range (Exhibit 33): 6 percent to 11 percent, depending on the number of children. The average increase is significantly more for the highest income range: 17 percent to 22 percent, depending on the number of children. The new economic study on child-rearing expenditures indicates that higher income families spend more. Inflation also affects higher incomes more because they make more expenditures.

**Exhibit 32: Average and Median Changes for Combined Monthly Incomes below \$7,500 Net**

	One Child		Two Children		Three Children		Four Children		Five Children		Six Children	
Average Change	\$11	6%	\$15	6%	\$17	5%	\$19	5%	\$21	5%	\$23	5%
Median Change	\$81	10%	\$113	9%	\$129	8%	\$144	8%	\$158	8%	\$172	8%
Minimum Change	\$89	10%	\$130	9%	\$139	8%	\$155	8%	\$171	8%	\$186	8%
Maximum Change	\$150	13%	\$201	13%	\$226	13%	\$253	13%	\$278	13%	\$302	13%

**Exhibit 33: Average and Median Changes for Combined Monthly Incomes between \$7,501 through \$15,000 Net**

	One Child		Two Children		Three Children		Four Children		Five Children		Six Children	
Average Change	\$151	11%	\$190	9%	\$172	6%	\$192	6%	\$211	6%	\$230	6%
Median Change	\$251	16%	\$318	14%	\$314	11%	\$350	11%	\$385	11%	\$419	11%
Minimum Change	\$205	14%	\$250	12%	\$259	11%	\$290	11%	\$319	11%	\$346	11%
Maximum Change	\$404	22%	\$525	19%	\$533	17%	\$596	17%	\$655	17%	\$713	17%

**Exhibit 34: Average and Median Changes for Combined Monthly Incomes above \$15,000 Net**

	One Child		Two Children		Three Children		Four Children		Five Children		Six Children	
Average Change	\$406	22%	\$529	20%	\$539	17%	\$602	17%	\$662	17%	\$719	17%
Median Change	\$697	34%	\$991	32%	\$1,121	31%	\$1,253	31%	\$1,378	31%	\$1,498	31%
Minimum Change	\$669	33%	\$948	31%	\$1,068	29%	\$1,193	29%	\$1,313	29%	\$1,427	29%
Maximum Change	\$1,084	50%	\$1,575	49%	\$1,820	49%	\$2,033	49%	\$2,237	49%	\$2,431	49%



## COMPARISONS OF CASE SCENARIOS

Exhibit 35 shows the case scenarios examined. The first scenario assumes minimum wage earnings at a 40-hour work week. The 2022 minimum wage is \$12.00 per hour and increases to \$13.00 per hour in 2023. The median earnings of Illinois workers by highest educational attainment and gender are the basis of case scenarios 2–6. Earnings are reported for five levels of educational attainment and gender for Illinois workers by the U.S. Census 2020 American Community Survey. Male median earnings are used as the incomes of the obligated parent in the scenarios, and female median earnings are used for the receiving party’s income. The last scenario considers a scenario where both parents have high incomes. There are no adjustments to base support or deductions from income for special factors such as the cost of the child’s health insurance premium or substantial shared physical custody.

The comparisons also consider the guidelines of neighboring states. Exhibit 36 compares the guidelines basis of Illinois to that of nearby states and other state characteristics. All the states shown in the exhibit rely on the income shares model except Wisconsin which relies on a percentage of obligor income (i.e., 17% of gross income for one child and 25% of gross income for two children with smaller amounts at very low income and very high incomes). The comparisons also consider the USDA study updated to 2022 price levels and adjusted to exclude childcare expenses and extraordinary, out-of-pocket healthcare expenses for the child to be comparable to the Illinois schedule.

**Exhibit 35: Summary of Case Scenarios Used to Compare Impact of Updated Schedule**

Case Scenario	Gross Monthly Income of Paying-Parent	Gross Monthly Income of Receiving Party
1. Both parents earn state minimum wage (\$12 per hour) at 40 hours per week	\$2,080	\$2,080
2. Parent’s earnings are equivalent to median earnings of Illinois workers with less than a high school education	\$2,586	\$1,740
3. Parent’s earnings are equivalent to median earnings of Illinois workers whose highest educational attainment is a high school degree or GED	\$3,373	\$2,132
4. Parent’s earnings are equivalent to median earnings of Illinois workers whose highest educational attainment is some college or an associate’s degree	\$4,124	\$2,625
5. Parent’s earnings are equivalent to median earnings of Illinois workers whose highest educational attainment is a college degree	\$6,081	\$4,211
6. Parent’s earnings are equivalent to median earnings of Illinois workers whose highest educational attainment is graduate degree	\$8,062	\$5,476
7. High-income case: combined gross income of \$25,000 per month, parents have equal incomes	\$ 12,500	\$12,500

**Exhibit 36: Comparison of Selected Factors among Neighboring States**

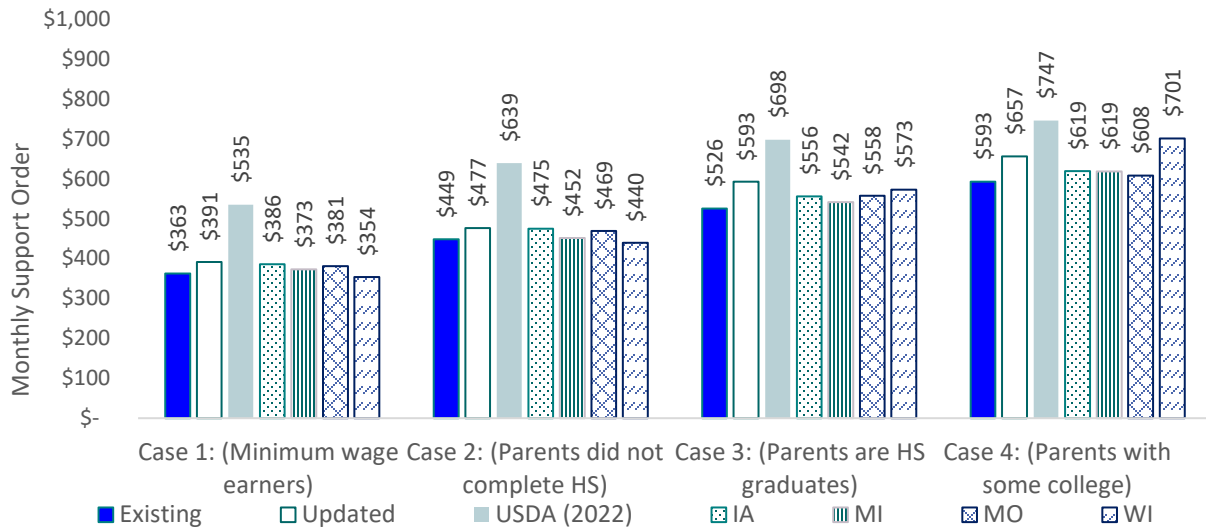
	US	IL	IA	IN	KY	MI	MO	WI
<b>Base of Guideline Income</b>	N.A.	Income Shares	Income Shares	Income Shares	Income Shares	Income Shares	Income Shares	Percentage of obligor income
<b>Underlying Economic Study</b>	N.A.	BR4	BR5	Espenshade, BR3 and other sources	BR4	Espenshade	BR5	van der Gaag
<b>Income Base</b>	N.A.	Net	Net	Gross	Gross	Net	Gross	Gross
<b>Price Levels</b>	N.A.	2017	2020	unknown	2018	2020	2020	unknown
<b>Low-Income Adjustment Mechanism (e.g., Self-Support Reserve- SSR)</b>	N.A.	Reduction below income threshold	Separate low-income table	Built in schedule	SSR of \$915 per month built into schedule	10% of income below threshold and transition formula above that	SSR of \$1,063 per month built into schedule	Separate table
<b>Monthly Low-Income Adjustment Threshold</b>	N.A.	\$850 net(75% of poverty)	\$2,650 net	unknown	None specified, but effective up to \$1,600 gross	\$1,063 net and none for transition formula	None specified, but effectively till \$3,000 net	\$1,485 gross
<b>Schedule excludes childcare and extraordinary, out-of-pocket medical expenses</b>	N.A.	Yes	Yes	Yes	Yes	Yes, but excludes all medical expenses	Yes	unknown
<b>Other Considerations to the Schedule Unique to that State</b>	N.A.	None	None	None	Adjusted for KY's low income	None	None	None
<b>2022 State Minimum Wage</b>	\$7.25	\$12.00	\$11.15	\$7.25	\$7.25	\$9.87	\$7.25	\$7.25
<b>2020 Price Parity</b>	100.0	100.5	91.0	92.5	89.8	94.0	92.5	93.5

Exhibit 37, Exhibit 38, and Exhibit 39 compare scenarios 1–4 for one, two, and three children, respectively. Exhibit 40, Exhibit 41, and Exhibit 42 compare scenarios 5–7 for one, two, and three children.

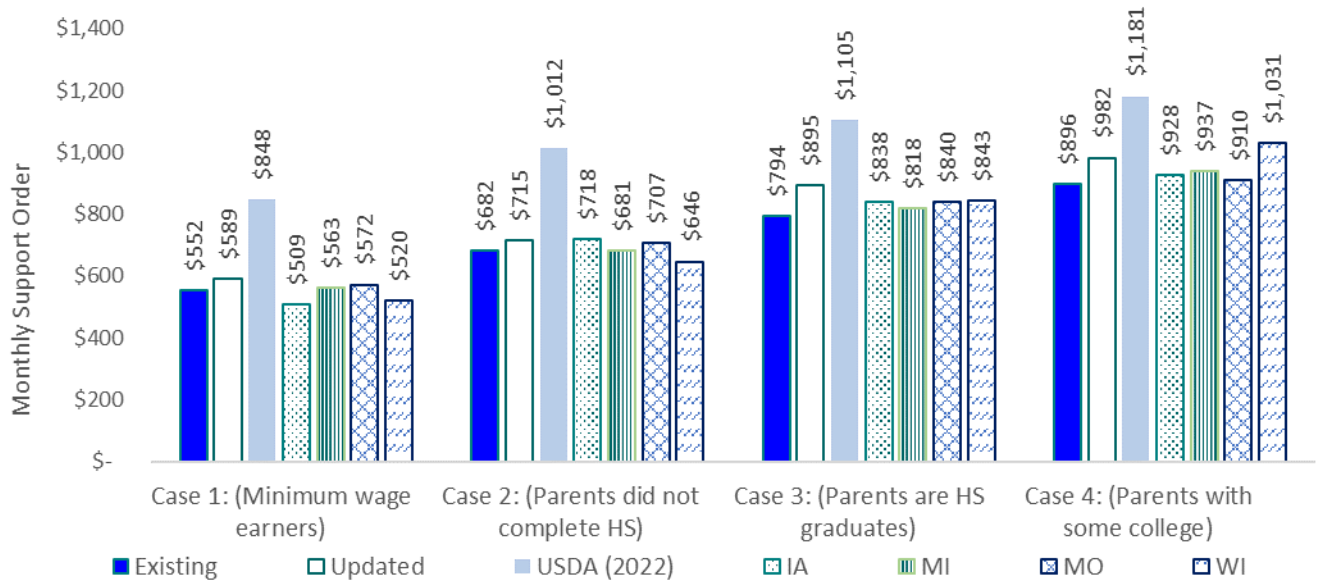
The general findings are summarized below.

- The increase from the existing schedule to the updated schedule is never more than \$100 per month for one child. (The case file data found that 70 percent of orders cover one child.)
- The increase from the existing schedule to the updated schedule is more for more children. With that said, only 8 percent of cases have three or more children.
- The increase from the existing schedule to the updated schedule generally increases with more income. For three children, the scenario involving a combined income of \$25,000 gross per month suggests a \$375 per month increase. This is the largest increase of any case scenario. It is also the least likely case scenario.
- The updated Illinois schedule yields amount higher than all neighboring income shares guidelines. This is due to high inflation since 2020, which is the last year that any of the neighboring income shares updated.
- The Wisconsin guidelines yields amounts higher than any state at very high income. This is common among percentage-of-income guidelines.
- The USDA yields amounts higher than most states. This is because the USDA is generally a higher estimate of child-rearing expenditures. There is also USDA amount provided for Scenario 7. This is because the USDA does not provide sufficient information to estimate child-rearing expenditures beyond about \$18,000 gross per year.

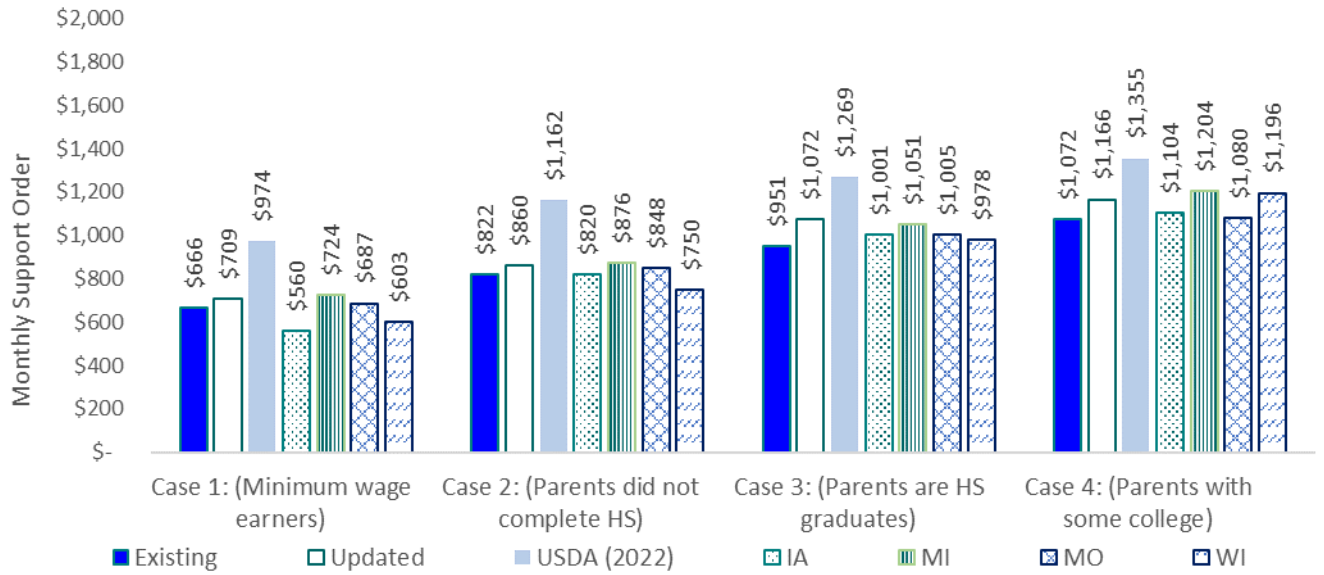
**Exhibit 37: Comparisons of Case Scenarios 1–4 for One Child**



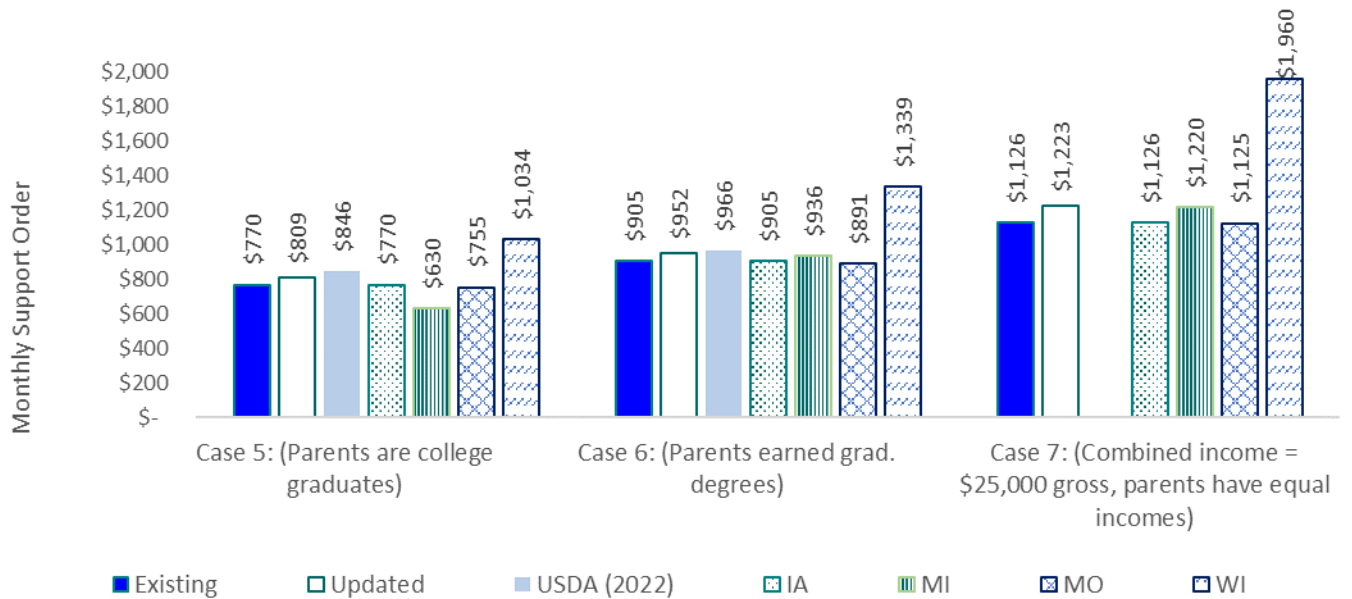
**Exhibit 38: Comparisons of Case Scenarios 1–4 for Two Children**



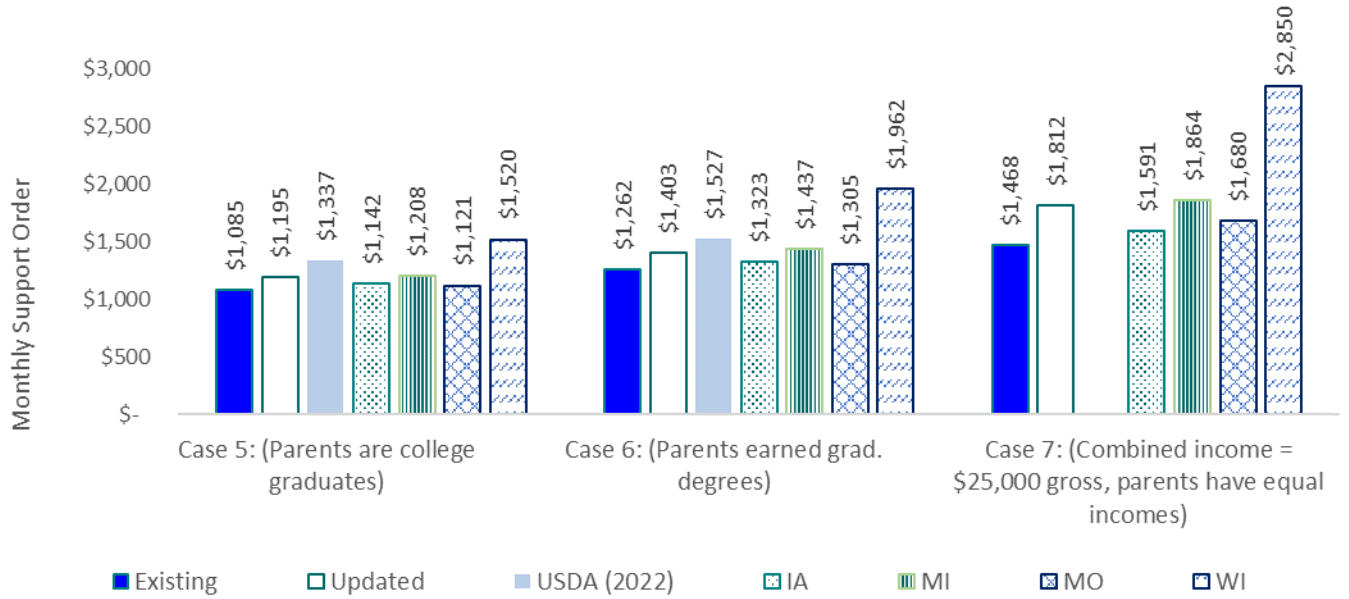
**Exhibit 39: Comparisons of Case Scenarios 1–4 for Three Children**



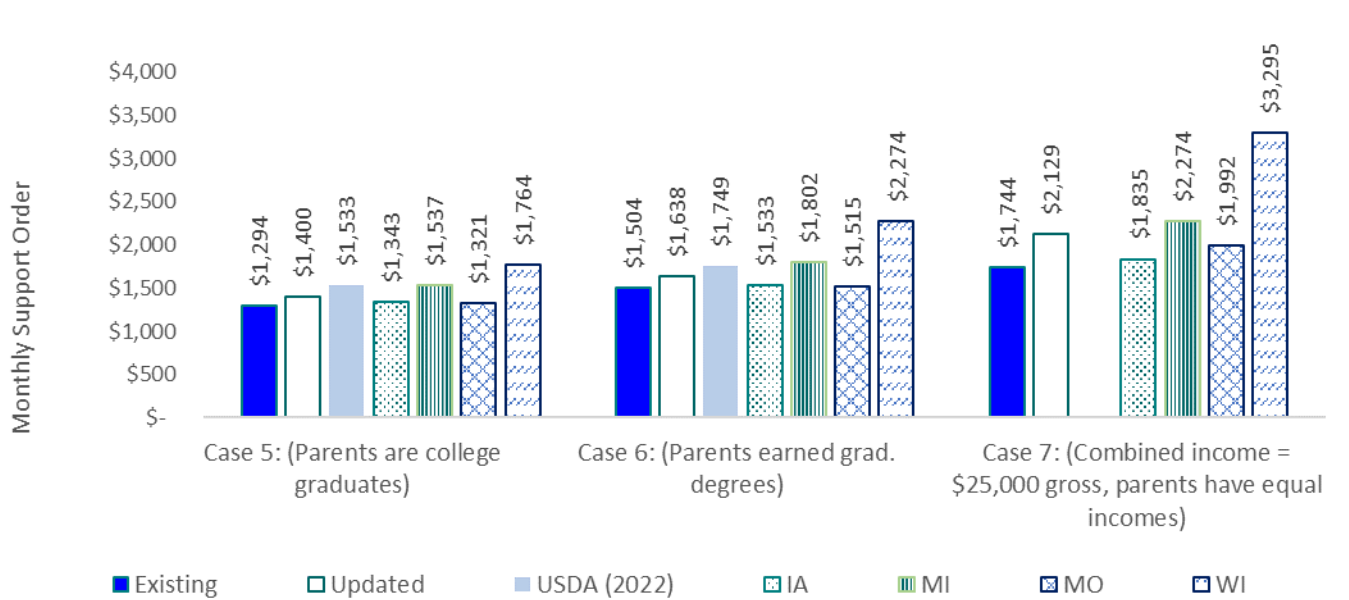
**Exhibit 40: Comparisons of Case Scenarios 5–7 for One Child**



**Exhibit 41: Comparisons of Case Scenarios 5–7 for Two Children**



**Exhibit 42: Comparisons of Case Scenarios 5–7 for Three Children**



## SECTION 5: SUMMARY AND CONCLUSIONS

Illinois is reviewing its child support guidelines. This report fulfills federal data requirements of a state guidelines review. This includes the examination of case file data, labor market data, and economic data on the cost of raising children.

### FINDINGS FROM THE ANALYSIS CASE FILE DATA

Case file data were analyzed to fulfill federal requirements, specifically the analysis of guidelines deviations; child support payments; and rates of income imputation, default, and application of the low-income adjustment. The federal objective is for states to use the data to inform guidelines recommendations that limit guidelines deviations, income imputation, and defaults; and to set appropriate low-income adjustments. Federal rule changes in 2016 recognize the overuse of income imputation to low-income payer-parents, and that setting order amounts that consider the specific circumstances of payer-parents with limited ability to pay were more likely to be paid in full, timely, and have other positive outcomes.

The Illinois Division of Child Support Services (DCSS) provided an extract of recently established orders from its automated system to fulfill the federal requirements. The analysis of the case file data revealed a deviation rate of 3 percent. This rate was less or comparable to the deviation rates of neighboring states. Most Illinois deviations were downward and due to the financial resources and needs of the payer-parent.

A small percentage (9%) of analyzed orders were set by default. This is a low rate compared to other states. Still, only half of orders set by default had payments, while 70 percent of orders set by consent or hearing had payment. Another payment metric is percentage of current support paid. The average percentage of current support paid was 33 percent among default orders and 60 percent among those set by consent or hearing.

Although the DCSS automated system does not track income imputation and application of the low-income adjustment directly, proxies were developed. The rate of income imputation was estimated by identifying the percentage of analyzed orders set at amounts equivalent to the guidelines amounts for minimum wage earners. (Other states use this estimation methodology because income imputation at full-time minimum wage is common across the nation.) This yielded an estimated income imputation rate of 8 percent. This is low compared to other states. Payment outcomes were slightly worse among those estimated to have had income imputed compared to those that did not. For example, only 45 percent of current support due was paid among those estimated to have had income imputed, while those that did not paid 58 percent of current support due.

The minimum order (\$40 per child) was used as a proxy for application of the low-income adjustment: 10 percent of analyzed orders were set at the minimum order. This is likely to understate the application of the low-income adjustment because the low-income adjustment could also result in an order above the minimum amount. Generally, minimum orders have poorer payments than all analyzed orders. For example, only 46 percent of minimum orders had any payments, while 71 percent of orders

that were not based on the minimum order had payments. Undoubtedly, this reflects the lower income of those eligible for the minimum order.

#### FINDINGS FROM THE ANALYSIS OF LABOR MARKET DATA

Federal regulation requires the analysis of labor market data. The intent is to gather information about the employability of low-skilled workers within a state to help inform income imputation provisions and the low-income adjustment. In most states, many parents with government child support cases have barriers to employment and earnings including limited job skills, low educational attainment, history of incarceration, and other barriers.

Although state data are not available, national data finds that 35 percent of parents not living with at least one of their children have incomes below 200 percent of poverty, almost half have a high school degree or less, and they are less likely to work full-time and year-round. Labor market data reveals that many low-skilled and low-paying jobs do not offer a 40-hour work week or an opportunity for paid work each week of the year. The average number of hours worked per week in Illinois is 34.6 hours per week. The average hours worked is significantly less in some industries particularly those paying low wages (e.g., the average hours worked per week in Illinois retail trade was 29.4 hours per week). Exacerbating the issue is that employment opportunities in Illinois are more limited than they are in the U.S. as a whole. This is evident by Illinois's higher unemployment rate, which was 4.5 percent in May 2022, while it was 3.6 percent for the nation as a whole in May 2022.

#### FINDINGS FROM THE ANALYSIS OF ECONOMIC DATA AND SCHEDULE UPDATE

This report reviews the economic data on the cost of raising children and uses more current data to prepare an updated child support schedule. The update also considers recent inflation. Price levels have increased 22.3 percent since the existing schedule was developed and October 2022, which is the most recent data available when this report was written.

The updated schedule produces increases that vary with income and the number of children. The increases become larger with more income. At combined incomes below \$7,500 net per month, the average increase is 8 to 10 percent depending on the number of children. For combined income between \$7,500 to \$15,000 net per month, the average increase is 6 to 11 percent. For combined incomes above \$15,000 net per month, the average increase is 17 to 22 percent.

#### CONCLUSION

Updating the schedule is appropriate given recent inflation changes and better and more current economic data on the cost of raising children.



## APPENDIX A: TECHNICAL DOCUMENTATION OF THE UPDATED SCHEDULE

There are several technical considerations and steps taken to update a child support schedule. Exhibit A-1 shows the national data that Betson provided CPR to convert the BR5 measurements to a child support schedule that is adjusted for Illinois.

### Overview of Income Ranges

For Exhibit A-1, which considers national data, Betson provided CPR with information for 25 income ranges that were generally income intervals of \$5,000 to \$20,000 per year. CPR collapsed a few of them to average out some anomalies (e.g., a spike in the percentage of total expenditures devoted to child-rearing expenditures once childcare and extraordinary medical expenses were excluded from a particular income range). The collapsing resulted in the 20 income ranges shown in Exhibit A-1.

Exhibit A-1: Parental Expenditures on Children and Other Expenditures by Income Range Used in the BR5 Measurements (National Data)

Annual After-Tax Income Range (2020 dollars)	Number of Observations	Total Expenditures as a % of After-Tax Income	Expenditures on Children as a % of Total Consumption Expenditures (Rothbarth 2013–2019 data)			Child Care \$ as a % of Consumption (per child)	Total Excess Medical \$ as a % of Consumption	
			1 Child	2 Children	3 Children		(per capita)	(total)
\$ 0 – \$19,999	283	>200%	22.433%	34.670%	42.514%	0.473%	0.870%	3.005%
\$20,000 – \$29,999	306	134.235%	23.739%	36.642%	44.893%	0.437%	0.894%	3.208%
\$30,000 – \$34,999	306	107.769%	24.057%	37.118%	45.462%	0.407%	1.047%	3.722%
\$35,000 – \$39,999	409	103.780%	24.222%	37.364%	45.755%	0.647%	1.390%	4.878%
\$40,000 – \$44,999	428	100.064%	24.362%	37.571%	46.002%	0.721%	1.468%	5.301%
\$45,000 – \$49,999	416	97.195%	24.452%	37.705%	46.161%	0.747%	1.539%	5.485%
\$50,000 – \$54,999	399	92.716%	24.509%	37.789%	46.261%	0.855%	1.609%	5.887%
\$55,000 – \$59,999	367	90.548%	24.580%	37.894%	46.386%	1.210%	2.166%	7.389%
\$60,000 – \$64,999	335	86.130%	24.615%	37.945%	46.447%	0.776%	2.071%	7.474%
\$65,000 – \$69,999	374	84.016%	24.668%	38.025%	46.541%	1.255%	2.114%	7.525%
\$70,000 – \$74,999	333	82.671%	24.725%	38.108%	46.640%	1.586%	2.121%	7.375%
\$74,999 – \$84,999	615	82.690%	24.820%	38.249%	46.807%	1.743%	2.343%	7.894%
\$85,000 – \$89,999	318	78.663%	24.863%	38.311%	46.880%	1.392%	2.155%	8.331%
\$90,000 – \$99,999	565	76.240%	24.912%	38.384%	46.966%	1.658%	2.000%	7.888%
\$100,000 – \$109,999	493	75.488%	24.996%	38.508%	47.113%	2.159%	1.946%	7.121%
\$110,000 – \$119,999	374	73.058%	25.054%	38.593%	47.213%	2.523%	1.942%	7.583%
\$120,000 – \$139,999	468	71.731%	25.142%	38.722%	47.365%	2.477%	1.893%	6.494%
\$140,000 – \$159,999	240	70.658%	25.266%	38.904%	47.579%	3.073%	1.855%	7.516%
\$160,000 – \$199,999	512	62.753%	25.322%	38.986%	47.676%	1.790%	1.806%	7.037%
\$200,000 or more	498	58.427%	25.571%	39.350%	48.103%	2.459%	1.554%	6.501%

### DETAILED STEPS USED TO ARRIVE AT SCHEDULE

The steps used to convert the information from Exhibit A-1 to the updated schedules are generally the same steps used to develop the existing schedule.

The steps are presented in the order they occur, not in the order of the factors discussed in Section 2.

The steps consist of:

Step 1: Exclude childcare expenses;

Step 2: Exclude child's healthcare expenses except up to the first \$250 per year per child that is used to cover ordinary, out-of-pocket medical expenses for the child;

Step 3: Adjust for ratio of expenditures to after-tax income;

Step 4: Update for current price levels;

Step 5: Develop marginal percentages; and

Step 6: Extend measurements to four and more children.

*Step 1: Exclude Childcare Expenses*

Childcare expenses are excluded because the actual amount of work-related childcare expenses is considered in the guidelines calculation on a case-by-case basis. The actual amount is considered because of the large variation in childcare expenses: the childcare expense is none for some children (e.g., older children) and substantial for others (e.g., infants in center-based care). Not to exclude them from the schedule and to include the actual amount in the guidelines calculation (typically as a line item in the worksheet) would be double-accounting.

Starting with the expenditures on children, which is shown in fourth column of Exhibit A-1, average childcare expenses are subtracted from the percentage of total income devoted to child-rearing. For example, at combined incomes of \$60,000 to \$64,999 per year, 37.945 percent of total expenditures is devoted to child-rearing expenditures for two children. Childcare comprises 0.776 percent of total expenditures per child. The percentage may appear small compared to the cost of childcare, but it reflects the average across all children regardless of whether they incur childcare expenses. Childcare expenses may not incur because the children are older, a relative provides childcare at no expense, or another situation.

The percentage of total expenditures devoted to childcare is multiplied by the number of children (e.g., 0.776 multiplied by children is 1.552%). Continuing with the example of a combined income of \$60,000 to \$64,999 net per year, 1.552 percent is subtracted from 37.945 percent. The remainder, 36.393 percent (37.945 minus 1.552 equals 36.393) is the adjusted percentage devoted to child-rearing expenditures for two children that excludes childcare expenses.

One limitation is that the CE does not discern between work-related childcare expenses and childcare expenses the parents incurred due to entertainment (e.g., they incurred childcare expenses when they went out to dinner). This means that work-related childcare expenses may be slightly overstated. In turn, this would understate the schedule amounts. Similarly, if there are economies to scale for childcare, multiplying the number of children by the percentage per child would overstate actual childcare expenses. When subtracted from the schedule, this would reduce the schedule too much. However, due to the small percentage devoted to childcare expenses, any understatement is likely to be small.

### *Step 2: Exclude Medical Expenses*

A similar adjustment is made for the child's medical expenses except an additional step is taken. Exhibit A-1 shows the excess medical percentage, which is defined as the cost of health insurance and out-of-pocket medical expenses exceeding \$250 per person per year. It is shown two ways: the per-capita amount and the average amount for the entire household. Either way considers expenditures on the two adults in the household. It is adjusted to a per-child amount since medical expenses of children are less. The underlying data do not track whether the insurance premium or medical expense was made for an adult's or a child's healthcare needs.

Based on the 2017 National Medical Expenditure survey, the annual out-of-pocket medical expense per child is \$270, while it is \$615 for an adult between the ages of 18 and 64.<sup>94</sup> In other words, an adult's out-of-medical expenses is 2.28 more than a child's. This information is used to recalibrate the per-person excessive medical amount shown in Exhibit A-1 to a per-child amount. For example, at combined incomes of \$60,000 to \$64,999 per year, the total excess medical expense is 7.474 percent. The adjusted child amount is 7.474 divided by the weighted amounts for family members (6.1684 based on 2.28 times two adults plus the average number of children for this income range, 1.6084). The quotient, 1.212 percent, is the per-child amount for excess medical. It is less than the per-capita amount of 2.071 percent.

Continuing from the example in Step 1, where 36.393 is the percentage that excludes childcare for two children at a combined income of \$60,000 to \$64,999 per year, 1.212 multiplied by two children is subtracted to exclude the children's excessive medical expenses. This leaves 33.969 as the percentage of total expenditures devoted to raising two children, less childcare expenses and excess medical expenses.

### *Step 3: Convert to After-Tax Income*

The next step is to convert the percentage from above to an after-tax income by multiplying it by expenditures to after-tax income ratios. Continuing using the example of combined income of \$60,000 to \$64,999 per year, the ratio is 86.130. When multiplied by 33.969, this yields 29.257 percent of after-tax income being the percentage of after-tax income devoted to raising two children, excluding their childcare and excess medical expenses.

### *Step 4: Adjust to Current Price Levels*

The amounts in Exhibit A-1 are based on May 2020 price levels. They are converted to October 2022 price levels using changes to the Consumer Price Index (CPI-U), which is the most used price index.<sup>95</sup> The adjustment is applied to the midpoint of each after-tax income range. Exhibit A-2 shows the midpoint in January 2022 dollars.

---

<sup>94</sup> Agency for Healthcare Research and Quality. (Jun. 2020). *Mean expenditure per person by source of payment and age groups, United States, 2017. Medical Expenditure Panel Survey*. Generated interactively: June 12, 2020, from [https://www.meps.ahrq.gov/mepstrends/hc\\_use/](https://www.meps.ahrq.gov/mepstrends/hc_use/).

<sup>95</sup> U.S. Bureau of Labor Statistics. (n.d.). *Consumer Price Index*. Retrieved from [https://www.bls.gov/regions/mid-atlantic/data/consumerpriceindexhistorical\\_us\\_schedule.htm](https://www.bls.gov/regions/mid-atlantic/data/consumerpriceindexhistorical_us_schedule.htm).

Exhibit A-2: Schedule of Proportions for One, Two, and Three Children							
Annual After-Tax Income Range (May 2020 dollars)	Annual Midpoint of Income Range (Jan. 2022 Dollars)	One Child		Two Children		Three Children	
		Midpoint	Marginal percentage	Midpoint	Marginal percentage	Midpoint	Marginal percentage
< \$30,000	\$0	23.041%	23.041%	35.086%	35.086%	42.414%	42.414%
\$30,000 – \$34,999	\$35,638	23.041%	23.041%	35.086%	30.397%	42.414%	34.813%
\$35,000 – \$39,999	\$41,121	23.041%	20.834%	34.461%	34.031%	41.401%	40.211%
\$40,000 – \$44,999	\$46,603	22.782%	16.965%	34.410%	25.320%	41.261%	30.000%
\$45,000 – \$49,999	\$52,086	22.169%	10.445%	33.453%	14.985%	40.075%	17.008%
\$50,000 – \$54,999	\$57,569	21.053%	9.406%	31.694%	10.817%	37.879%	8.818%
\$55,000 – \$59,999	\$63,051	20.040%	13.143%	29.879%	22.110%	35.351%	29.299%
\$60,000 – \$64,999	\$68,534	19.488%	7.992%	29.257%	9.168%	34.867%	7.438%
\$65,000 – \$69,999	\$74,017	18.637%	11.118%	27.769%	14.584%	32.835%	14.789%
\$70,000 – \$74,999	\$79,500	18.118%	16.525%	26.860%	23.208%	31.591%	25.699%
\$74,999 – \$84,999	\$87,724	17.969%	12.081%	26.518%	19.891%	31.038%	25.883%
\$85,000 – \$89,999	\$95,948	17.464%	9.419%	25.950%	13.114%	30.597%	14.370%
\$90,000 – \$99,999	\$104,172	16.829%	12.140%	24.936%	16.107%	29.315%	16.595%
\$100,000 – \$109,999	\$115,137	16.382%	7.712%	24.095%	9.708%	28.104%	9.272%
\$110,000 – \$119,999	\$126,103	15.628%	14.265%	22.844%	21.151%	26.466%	24.896%
\$120,000 – \$139,999	\$142,551	15.471%	11.375%	22.649%	15.036%	26.285%	15.418%
\$140,000 – \$159,999	\$164,482	14.925%	9.996%	21.634%	17.177%	24.836%	23.161%
\$160,000 – \$199,999	\$197,378	14.103%	10.376%	20.891%	14.835%	24.557%	16.780%
\$200,000 or more	\$283,881	12.968%		19.046%		22.187%	

*Step 5: Develop Marginal Percentages*

In this step, the information from the previous steps is used to compute a tax schedule-like schedule of proportions for one, two, and three children that is shown in Exhibit A-4. The percentages from above (e.g., 29.257 percent for two children for the combined income of \$60,000 to \$64,999 per year in 2020 dollars) are assigned to the midpoint of that income range adjusted for inflation (\$68,534 in 2022 dollars). Marginal percentages are created by interpolating between income ranges. For the highest income range, the midpoint was supplied by Betson: \$258,887 per year in May 2020 dollars.

Another adjustment was made at low incomes. The percentages for incomes below \$30,000 net per year were less than the amounts for the net income range \$30,000 to \$34,999 per year. This is an artificial result caused by the cap on expenditures in Step 3 because families of this income range spend more than their after-tax income, on average. Decreasing percentages result in a smooth decrease when the parent receiving support has more income. This is the general result of the steps so far. The exception is at low incomes because of the cap. Without the cap, it will also produce decreasing percentages. For the purposes of the child support schedule, the percentage from the \$30,000 to \$34,999 are applied to all incomes less than \$30,000 per year. For one child, the percentages are actually from the \$35,000 to \$39,999 income range. To be clear, this is still less than what families of this income range actually spend on children.

### Step 6: Extend to More Children

Most of the measurements only cover one, two, and three children. The number of families in the CE with four or more children is insufficient to produce reliable estimates. For many child support guidelines, the National Research Council's (NRC) equivalence scale, as shown below, is used to extend the three-child estimate to four and more children:<sup>96</sup>

$$= (\text{number of adults} + 0.7 \times \text{number of children})^{0.7}$$

Application of the equivalence scale implies that expenditures on four children are 11.7 percent more than the expenditures for three children, expenditures on five children are 10.0 percent more than the expenditures for four children, and expenditures on six children are 8.7 percent more than the expenditures for five children.

## CONSUMER EXPENDITURE DATA

Most studies of child-rearing expenditures, including the BR measurements, draw on expenditures data collected from families participating in the Consumers Expenditures Survey (CE) that is administered by the Bureau of Labor Statistics (BLS). Economists use the CE because it is the most comprehensive and detailed survey conducted on household expenditures and consists of a large sample. The CE surveys about 7,000 households per quarter on expenditures, income, and household characteristics (e.g., family size). Households remain in the survey for four consecutive quarters, with households rotating in and out each quarter. Most economists, including Betson, use three or four quarters of expenditures data for a surveyed family. This means that family expenditures are averaged for about a year rather than over a quarter, which may not be as reflective of typical family expenditures.

In all, the BR5 study relies on expenditures/outlays data from almost 14,000 households, in which over half had a minor child present in the household. The subset of CE households considered for the BR5 measurements used to develop the existing updated schedule consisted of married couples of child-rearing age with no other adults living in the household (e.g., grandparents), households with no change in family size or composition during the survey period, and households with at least three completed interviews. Other family types were considered, which also changed the sample size, but the percentage of child-rearing expenditures in these alternative assumptions did not significantly change the percentage of expenditures devoted to child-rearing expenditures. The other family types included in these expanded samples were households with adult children living with them and domestic partners with children.

The CES asks households about expenditures on over 100 detailed items. Exhibit A-4 shows the major categories of expenditures captured by the CE. It includes the purchase price and sales tax on all goods purchased within the survey period. In recent years, the CE has added another measure of expenditures called "outlays." The key difference is that outlays essentially include installment plans on purchases,

---

<sup>96</sup> Citro, Constance F., & Robert T. Michael (eds.). (1995). *Measuring Poverty: A New Approach*. National Academy Press. Washington, D.C.

mortgage principal payments, and payments on home equity loans, while expenditures do not. To illustrate the difference, consider a family who purchases a home theater system during the survey period, puts nothing down, and pays for the home theater system through 36 months of installment payments. The expenditures measure would capture the total purchase price of the home theater system. The outlays measure would only capture the installment payments made in the survey period.

<b>Exhibit A-4: Partial List of Expenditure Items Considered in the Consumer Expenditure Survey</b>	
<b>Housing</b>	Rent paid for dwellings, rent received as pay, parking fees, maintenance, and other expenses for rented dwellings; interest and principal payments on mortgages, interest and principal payments on home equity loans and lines of credit, property taxes and insurance, refinancing and prepayment charges, ground rent, expenses for property management and security, homeowners' insurance, fire insurance and extended coverage, expenses for repairs and maintenance contracted out, and expenses of materials for owner-performed repairs and maintenance for dwellings used or maintained by the consumer unit. Also includes utilities, cleaning supplies, household textiles, furniture, major and small appliances, and other miscellaneous household equipment (tools, plants, decorative items).
<b>Food</b>	Food at home purchased at grocery or other food stores, as well as meals, including tips, purchased away from home (e.g., full-service and fast-food restaurant, vending machines).
<b>Transportation</b>	Vehicle finance charges, gasoline and motor oil, maintenance and repairs, vehicle insurance, public transportation, leases, parking fees, and other transportation expenditures.
<b>Entertainment</b>	Admission to sporting events, movies, concerts, health clubs, recreational lessons, television/radio/sound equipment, pets, toys, hobbies, and other entertainment equipment and services.
<b>Apparel</b>	Apparel, footwear, uniforms, diapers, alterations and repairs, dry cleaning, sent-out laundry, watches, and jewelry.
<b>Other</b>	Personal care products, reading materials, education fees, banking fees, interest paid on lines of credit, and other expenses.

The BLS designed the CE to produce a nationally representative sample and samples representative of the four regions (Midwest, Northeast, South, and West). The sample sizes for each state, however, are not large enough to estimate child-rearing costs for families within a state. We know of no state that has seriously contemplated conducting a survey similar to the CE at a state level. The costs and time requirements would be prohibitive.

Outlays include mortgage principal payments, payments on second mortgages, and home equity payments, which is what the 2020 Betson-Rothbarth (BR) measurement considers. As explained in Section 3, this is a change from BR measurements underlying the existing schedule. The CE traditional measure of expenditures does not consider these outlays. The merit of using expenditures, which does not include mortgage principal payments, is that any equity in the home should be considered part of the property settlement and not part of the child support payments. The limitations are that not all families have substantial equity in their homes and some families have second mortgages or home equity loans that further reduce home equity. The merit of using outlays is that it is more in line with family budgeting on a monthly basis in that it considers the entire mortgage payment including the amounts paid toward both interest and principal, and the amount paid toward a second mortgage or home equity loan if there is such a payment. Both measures include payment of the mortgage interest, rent among households dwelling in apartments, utilities, property taxes, and other housing expenses as

indicated in the above schedule. Housing-related items, which are identified in Exhibit A-5, comprise the largest share of total family expenditures. Housing expenses compose about 40 percent of total family expenditures.

Transportation expenses account for about one-sixth of total family expenditures. In the category of “transportation,” the CES includes net vehicle outlays; vehicle finance charges; gasoline and motor oil; maintenance and repairs; vehicle insurance; public transportation expenses; and vehicle rentals, leases, licenses, and other charges. The net vehicle outlay is the purchase price of a vehicle less the trade-in value. Net vehicle outlays account for just over one-third of all transportation expenses. Net vehicle outlays are an important consideration when measuring child-rearing expenditures because the family’s use of the vehicle is often longer than the survey period. In Betson’s first three studies, he excluded them because in his earlier estimates that consider expenditures the vehicle can be sold again later, after the survey period. In contrast, Betson’s 2020 estimates that consider outlays capture vehicle payments made over the survey period. The USDA, which relies on expenditures, includes all transportation expenses including net vehicle outlays. There are some advantages and disadvantages to each approach. Excluding it makes sense when the vehicle may be part of the property settlement in a divorce. An alternative to that would be to include a value that reflects depreciation of the vehicle over time, but that information is not available. Including the entire net vehicle outlay when expenditures are used as the basis of the estimate likely overstates depreciation. When the basis of the estimates is outlays, it includes only vehicle installment payments rather than net vehicle outlays. This effectively avoids the issues of vehicle equity and depreciation.

Betson excludes some expenditure items captured by the CE because they are obviously not child-rearing expenses. Specifically, he excludes contributions by family members to Social Security and private pension plans, and cash contributions made to members outside the surveyed household. The USDA also excludes these expenses from its estimates of child-rearing expenditures.

Gross and net incomes are reported by families participating in the CE. The difference between gross and net income is taxes. In fact, the CE uses the terms “income before taxes” and “income after taxes” instead of gross and net income. Income before taxes is the total money earnings and selected money receipts. It includes wages and salary, self-employment income, Social Security benefits, pension income, rental income, unemployment compensation, workers’ compensation, veterans’ benefits, public assistance, and other sources of income. Income and taxes are based on self-reports and not checked against actual records.

The BLS has concerns that income may be underreported in the CE. Although underreporting of income is a problem inherent to surveys, the BLS is particularly concerned because expenditures exceed income among low-income households participating in the CE. The BLS does not know whether the cause is underreporting of income or that low-income households are actually spending more than their incomes because of an unemployment spell, the primary earner is a student, or the household is otherwise withdrawing from its savings. To improve income information, the BLS added and revised income questions in 2001. The new questions impute income based on a relationship to its expenditures when

households do not report income. The 2010 and 2020 Betson-Rothbarth measurements rely on these new questions. Previous Betson measurements do not.

The BLS also had concerns with taxes being underreported. Beginning in 2013, the BLS began calculating taxes for families using a tax calculator, rather than relying self-reported amounts. This also affected differences between the BR5 measurements and earlier measurements.

The BLS also does not include changes in net assets or liabilities as income or expenditures. In all, the BLS makes it clear that reconciling differences between income and expenditures and precisely measuring income are not parts of the core mission of the CES. Rather, the core mission is to measure and track expenditures. The BLS recognizes that at some low-income levels the CES shows that total expenditures exceed after-tax incomes, and that at very high incomes the CES shows total expenditures are considerably less than after-tax incomes. However, the changes to the income measure, the use of outlays rather than expenditures, and use of the tax calculator have lessened some of these issues.



Side-by-Side Comparisons

		1 Child				2 Children				3 Children				4 Children				5 Children				6 Children			
Combined Net Income		Existing	BR5 (Sept 2022 prices)		Percentage Change BR5	Existing	BR5 (with updated SSR)		Percentage Change BR5	Existing	BR5 (with updated SSR)		Percentage Change BR5	Existing	BR5 (with updated SSR)		Percentage Change BR5	Existing	BR5 (with updated SSR)		Percentage Change BR5	Existing	BR5 (with updated SSR)		Percentage Change BR5
775 - 825	173	184	11	6%	265	281	15	6%	322	339	17	5%	360	379	19	5%	396	417	21	5%	430	453	23	5%	
825 - 875	184	196	12	6%	282	298	16	6%	342	361	18	5%	382	403	20	5%	421	443	22	5%	457	482	24	5%	
875 - 925	195	207	13	6%	298	316	17	6%	362	382	19	5%	405	426	22	5%	445	469	24	5%	484	510	26	5%	
925 - 975	206	219	13	6%	315	333	18	6%	382	403	20	5%	427	450	23	5%	470	495	25	5%	511	538	27	5%	
975 - 1025	216	230	14	6%	332	351	19	6%	403	424	22	5%	450	474	24	5%	495	521	26	5%	538	566	29	5%	
1025 - 1075	227	242	15	6%	348	368	20	6%	423	445	23	5%	472	497	25	5%	519	547	28	5%	565	595	30	5%	
1075 - 1125	238	253	15	6%	365	386	21	6%	443	467	24	5%	495	521	26	5%	544	573	29	5%	592	623	32	5%	
1125 - 1175	249	265	16	6%	381	403	22	6%	463	488	25	5%	517	545	28	5%	569	599	30	5%	618	651	33	5%	
1175 - 1225	260	276	17	6%	398	421	23	6%	483	509	26	5%	540	569	29	5%	594	625	32	5%	645	680	34	5%	
1225 - 1275	270	288	18	6%	415	439	24	6%	503	530	27	5%	562	592	30	5%	618	651	33	5%	672	708	36	5%	
1275 - 1325	281	300	18	6%	431	456	25	6%	523	551	28	5%	585	616	31	5%	643	677	34	5%	699	736	37	5%	
1325 - 1375	292	311	19	6%	448	474	26	6%	544	573	29	5%	607	640	32	5%	668	704	36	5%	726	765	39	5%	
1375 - 1425	303	323	20	6%	464	491	27	6%	564	594	30	5%	630	663	34	5%	693	730	37	5%	753	793	40	5%	
1425 - 1475	314	334	20	6%	481	509	28	6%	584	615	31	5%	652	687	35	5%	717	756	38	5%	780	821	42	5%	
1475 - 1525	325	346	21	6%	497	526	29	6%	604	636	32	5%	675	711	36	5%	742	782	40	5%	807	850	43	5%	
1525 - 1575	335	357	22	6%	514	544	30	6%	624	657	33	5%	697	734	37	5%	767	808	41	5%	834	878	45	5%	
1575 - 1625	346	369	22	6%	531	561	31	6%	644	679	34	5%	720	758	38	5%	792	834	42	5%	860	906	46	5%	
1625 - 1675	357	380	23	6%	547	579	32	6%	664	700	36	5%	742	782	40	5%	816	860	44	5%	887	935	47	5%	
1675 - 1725	368	392	24	6%	564	596	33	6%	684	721	37	5%	765	805	41	5%	841	886	45	5%	914	963	49	5%	
1725 - 1775	379	403	25	6%	580	614	34	6%	705	742	38	5%	787	829	42	5%	866	912	46	5%	941	991	50	5%	
1775 - 1825	389	415	25	7%	597	632	35	6%	725	763	39	5%	809	853	43	5%	890	938	48	5%	968	1020	52	5%	
1825 - 1875	400	426	26	7%	613	649	36	6%	744	785	41	6%	831	876	46	6%	914	964	51	6%	993	1048	55	6%	
1875 - 1925	411	438	27	7%	629	667	38	6%	763	806	43	6%	852	900	48	6%	937	990	53	6%	1018	1076	58	6%	
1925 - 1975	421	449	28	7%	645	684	40	6%	782	827	45	6%	873	924	51	6%	960	1016	56	6%	1044	1105	61	6%	
1975 - 2025	432	461	29	7%	660	702	41	6%	801	848	48	6%	894	948	53	6%	984	1042	59	6%	1069	1133	64	6%	
2025 - 2075	442	472	30	7%	676	719	43	6%	820	869	50	6%	916	971	56	6%	1007	1068	61	6%	1095	1161	67	6%	
2075 - 2125	453	484	31	7%	692	737	45	6%	839	891	52	6%	937	995	58	6%	1030	1094	64	6%	1120	1190	70	6%	
2125 - 2175	463	495	32	7%	708	754	46	7%	858	912	54	6%	958	1019	61	6%	1054	1120	67	6%	1145	1218	72	6%	
2175 - 2225	474	507	33	7%	724	772	48	7%	877	933	56	6%	979	1042	63	6%	1077	1147	69	6%	1171	1246	75	6%	
2225 - 2275	484	518	34	7%	740	789	49	7%	896	954	59	7%	1000	1066	65	7%	1101	1173	72	7%	1196	1275	78	7%	
2275 - 2325	495	530	35	7%	756	807	51	7%	915	976	61	7%	1022	1090	68	7%	1124	1199	75	7%	1222	1303	81	7%	
2325 - 2375	505	541	36	7%	772	825	53	7%	934	997	63	7%	1043	1113	70	7%	1147	1225	77	7%	1247	1331	84	7%	
2375 - 2425	516	553	37	7%	788	842	54	7%	953	1018	65	7%	1064	1137	73	7%	1171	1251	80	7%	1272	1360	87	7%	
2425 - 2475	527	565	38	7%	804	860	56	7%	972	1039	67	7%	1085	1161	75	7%	1194	1277	83	7%	1298	1388	90	7%	
2475 - 2525	537	576	39	7%	820	877	58	7%	991	1060	70	7%	1107	1184	78	7%	1217	1303	85	7%	1323	1416	93	7%	

Side-by-Side Comparisons

Combined Net Income	1 Child				2 Children				3 Children				4 Children				5 Children				6 Children			
	Existing	BR5 (Sept 2022 prices)	Dollar Change BR5	Percentage Change BR5	Existing	BR5(with updated SSR)	Dollar Change BR5	Percentage Change BR5	Existing	BR5(with updated SSR)	Dollar Change BR5	Percentage Change BR5	Existing	BR5(with updated SSR)	Dollar Change BR5	Percentage Change BR5	Existing	BR5(with updated SSR)	Dollar Change BR5	Percentage Change BR5	Existing	BR5(with updated SSR)	Dollar Change BR5	Percentage Change BR5
2525 - 2575	548	588	40	7%	835	895	59	7%	1010	1082	72	7%	1128	1208	80	7%	1241	1329	88	7%	1349	1445	96	7%
2575 - 2625	558	599	41	7%	851	912	61	7%	1029	1103	74	7%	1149	1232	83	7%	1264	1355	91	7%	1374	1473	99	7%
2625 - 2675	569	611	42	7%	867	930	62	7%	1048	1124	76	7%	1170	1255	85	7%	1287	1381	94	7%	1399	1501	102	7%
2675 - 2725	579	622	43	7%	883	947	64	7%	1067	1145	78	7%	1192	1279	87	7%	1311	1407	96	7%	1425	1530	105	7%
2725 - 2775	590	634	44	7%	899	965	66	7%	1086	1166	81	7%	1213	1303	90	7%	1334	1433	99	7%	1450	1558	108	7%
2775 - 2825	600	645	45	7%	915	982	67	7%	1105	1188	83	7%	1234	1327	92	7%	1358	1459	102	7%	1476	1586	110	7%
2825 - 2875	611	657	46	7%	931	1000	69	7%	1124	1209	85	8%	1255	1350	95	8%	1381	1485	104	8%	1501	1614	113	8%
2875 - 2925	621	668	47	8%	947	1017	71	7%	1143	1230	87	8%	1277	1374	97	8%	1404	1511	107	8%	1526	1643	116	8%
2925 - 2975	632	680	48	8%	963	1035	72	8%	1162	1251	89	8%	1298	1398	100	8%	1428	1537	110	8%	1552	1671	119	8%
2975 - 3025	643	691	49	8%	979	1053	74	8%	1181	1272	91	8%	1319	1421	102	8%	1451	1563	112	8%	1577	1699	122	8%
3025 - 3075	653	703	50	8%	995	1070	76	8%	1200	1294	94	8%	1340	1445	105	8%	1474	1589	115	8%	1603	1728	125	8%
3075 - 3125	664	714	51	8%	1011	1088	77	8%	1219	1315	96	8%	1362	1469	107	8%	1498	1616	118	8%	1628	1756	128	8%
3125 - 3175	674	726	52	8%	1026	1105	79	8%	1238	1336	98	8%	1383	1492	109	8%	1521	1641	120	8%	1653	1784	131	8%
3175 - 3225	685	737	53	8%	1042	1120	78	7%	1257	1353	96	8%	1404	1512	108	8%	1545	1663	118	8%	1679	1807	129	8%
3225 - 3275	695	749	54	8%	1058	1136	77	7%	1276	1371	95	7%	1425	1531	106	7%	1568	1684	116	7%	1704	1831	126	7%
3275 - 3325	706	760	55	8%	1074	1151	77	7%	1295	1388	93	7%	1447	1551	104	7%	1591	1706	114	7%	1730	1854	124	7%
3325 - 3375	716	772	56	8%	1090	1166	76	7%	1314	1406	91	7%	1468	1570	102	7%	1615	1727	112	7%	1755	1877	122	7%
3375 - 3425	727	783	56	8%	1106	1181	75	7%	1333	1423	90	7%	1489	1589	100	7%	1638	1748	110	7%	1780	1900	120	7%
3425 - 3475	737	795	57	8%	1122	1196	74	7%	1352	1440	88	7%	1510	1609	99	7%	1661	1770	108	7%	1806	1924	118	7%
3475 - 3525	748	806	58	8%	1138	1211	74	6%	1371	1458	87	6%	1532	1628	97	6%	1685	1791	106	6%	1831	1947	116	6%
3525 - 3575	759	818	59	8%	1154	1227	73	6%	1390	1475	85	6%	1553	1648	95	6%	1708	1813	104	6%	1857	1970	114	6%
3575 - 3625	769	829	60	8%	1170	1242	72	6%	1409	1493	83	6%	1574	1667	93	6%	1731	1834	102	6%	1882	1993	111	6%
3625 - 3675	780	841	61	8%	1186	1258	72	6%	1428	1511	83	6%	1595	1688	92	6%	1755	1856	102	6%	1907	2018	110	6%
3675 - 3725	790	851	61	8%	1201	1275	73	6%	1447	1531	84	6%	1617	1710	94	6%	1778	1881	103	6%	1933	2045	112	6%
3725 - 3775	801	861	61	8%	1217	1292	74	6%	1466	1551	85	6%	1638	1733	95	6%	1802	1906	104	6%	1958	2072	113	6%
3775 - 3825	811	872	61	7%	1233	1309	76	6%	1485	1571	86	6%	1659	1755	96	6%	1825	1931	106	6%	1984	2099	115	6%
3825 - 3875	818	882	64	8%	1243	1326	83	7%	1496	1591	96	6%	1671	1778	107	6%	1838	1955	117	6%	1998	2125	128	6%
3875 - 3925	824	893	69	8%	1251	1343	92	7%	1505	1611	106	7%	1681	1800	119	7%	1849	1980	131	7%	2010	2152	142	7%
3925 - 3975	830	903	73	9%	1260	1360	100	8%	1514	1632	117	8%	1691	1822	131	8%	1861	2005	144	8%	2022	2179	157	8%
3975 - 4025	836	914	77	9%	1268	1377	109	9%	1524	1652	128	8%	1702	1845	143	8%	1872	2029	157	8%	2035	2206	171	8%
4025 - 4075	842	924	82	10%	1277	1394	117	9%	1533	1672	139	9%	1712	1867	155	9%	1883	2054	171	9%	2047	2233	186	9%
4075 - 4125	848	934	86	10%	1285	1411	126	10%	1542	1692	150	10%	1722	1890	167	10%	1895	2079	184	10%	2060	2260	200	10%
4125 - 4175	855	943	89	10%	1294	1425	131	10%	1551	1709	157	10%	1733	1908	176	10%	1906	2099	193	10%	2072	2282	210	10%
4175 - 4225	861	952	91	11%	1302	1438	136	10%	1561	1724	163	10%	1743	1925	182	10%	1917	2118	200	10%	2084	2302	218	10%
4225 - 4275	867	960	94	11%	1311	1450	140	11%	1570	1739	169	11%	1754	1942	188	11%	1929	2136	207	11%	2097	2322	225	11%

Side-by-Side Comparisons

Combined Net Income	1 Child				2 Children				3 Children				4 Children				5 Children				6 Children			
	Existing	BR5 (Sept 2022 prices)		Percentage Change BR5	Existing	BR5(with updated SSR)		Percentage Change BR5	Existing	BR5(with updated SSR)		Percentage Change BR5	Existing	BR5(with updated SSR)		Percentage Change BR5	Existing	BR5(with updated SSR)		Percentage Change BR5	Existing	BR5(with updated SSR)		Percentage Change BR5
4275 - 4325	872	969	97	11%	1318	1463	145	11%	1578	1754	175	11%	1763	1959	196	11%	1939	2155	215	11%	2108	2342	234	11%
4325 - 4375	877	977	101	11%	1325	1476	150	11%	1587	1769	182	11%	1772	1975	203	11%	1950	2173	223	11%	2119	2362	243	11%
4375 - 4425	882	986	104	12%	1332	1488	156	12%	1595	1784	188	12%	1782	1992	210	12%	1960	2191	231	12%	2131	2382	252	12%
4425 - 4475	886	994	108	12%	1340	1501	161	12%	1604	1799	195	12%	1791	2009	218	12%	1970	2210	240	12%	2142	2402	260	12%
4475 - 4525	891	1003	111	13%	1347	1514	167	12%	1612	1814	201	12%	1801	2026	225	12%	1981	2228	248	12%	2153	2422	269	12%
4525 - 4575	896	1011	115	13%	1354	1526	172	13%	1620	1829	208	13%	1810	2042	232	13%	1991	2247	256	13%	2164	2442	278	13%
4575 - 4625	901	1020	119	13%	1361	1539	178	13%	1629	1844	215	13%	1820	2059	240	13%	2001	2265	264	13%	2176	2462	287	13%
4625 - 4675	906	1025	119	13%	1369	1546	178	13%	1637	1852	215	13%	1829	2069	240	13%	2012	2276	264	13%	2187	2474	287	13%
4675 - 4725	911	1030	119	13%	1376	1554	178	13%	1646	1861	215	13%	1838	2078	240	13%	2022	2286	264	13%	2198	2485	287	13%
4725 - 4775	916	1036	120	13%	1383	1561	178	13%	1654	1869	215	13%	1848	2088	240	13%	2033	2297	264	13%	2209	2496	287	13%
4775 - 4825	921	1041	120	13%	1390	1569	179	13%	1663	1878	215	13%	1857	2097	240	13%	2043	2307	264	13%	2221	2508	287	13%
4825 - 4875	926	1046	120	13%	1398	1576	179	13%	1671	1886	215	13%	1867	2107	240	13%	2053	2318	264	13%	2232	2519	287	13%
4875 - 4925	931	1051	120	13%	1405	1584	179	13%	1679	1895	215	13%	1876	2116	240	13%	2064	2328	264	13%	2243	2531	287	13%
4925 - 4975	936	1056	120	13%	1413	1591	178	13%	1690	1903	214	13%	1887	2126	239	13%	2076	2338	262	13%	2257	2542	285	13%
4975 - 5025	943	1062	119	13%	1423	1599	176	12%	1701	1912	210	12%	1901	2135	235	12%	2091	2349	258	12%	2273	2553	281	12%
5025 - 5075	949	1067	118	12%	1433	1606	174	12%	1713	1920	207	12%	1914	2145	231	12%	2105	2359	254	12%	2288	2565	276	12%
5075 - 5125	956	1072	116	12%	1443	1613	171	12%	1725	1927	202	12%	1927	2153	226	12%	2120	2368	248	12%	2304	2574	270	12%
5125 - 5175	962	1077	115	12%	1453	1619	166	11%	1737	1932	195	11%	1940	2158	218	11%	2134	2374	239	11%	2320	2580	260	11%
5175 - 5225	969	1081	113	12%	1462	1624	162	11%	1749	1936	187	11%	1954	2163	209	11%	2149	2379	230	11%	2336	2586	250	11%
5225 - 5275	975	1086	111	11%	1472	1630	157	11%	1761	1941	180	10%	1967	2168	201	10%	2164	2385	221	10%	2352	2592	240	10%
5275 - 5325	981	1091	109	11%	1482	1635	153	10%	1773	1945	172	10%	1980	2173	192	10%	2178	2390	212	10%	2368	2598	230	10%
5325 - 5375	988	1095	108	11%	1492	1640	149	10%	1785	1950	165	9%	1994	2178	184	9%	2193	2395	203	9%	2384	2604	220	9%
5375 - 5425	994	1100	106	11%	1502	1646	144	10%	1797	1954	157	9%	2007	2183	176	9%	2207	2401	193	9%	2400	2610	210	9%
5425 - 5475	1001	1105	104	10%	1511	1651	140	9%	1808	1958	150	8%	2020	2187	167	8%	2222	2406	184	8%	2415	2616	200	8%
5475 - 5525	1007	1110	103	10%	1521	1657	135	9%	1820	1963	142	8%	2033	2192	159	8%	2237	2412	175	8%	2431	2621	190	8%
5525 - 5575	1013	1114	101	10%	1531	1662	131	9%	1832	1967	135	7%	2047	2197	151	7%	2251	2417	166	7%	2447	2627	180	7%
5575 - 5625	1020	1120	100	10%	1541	1671	130	8%	1844	1978	134	7%	2060	2209	150	7%	2266	2430	165	7%	2463	2642	179	7%
5625 - 5675	1024	1127	103	10%	1546	1682	136	9%	1850	1992	143	8%	2066	2226	160	8%	2272	2448	176	8%	2470	2661	191	8%
5675 - 5725	1028	1133	105	10%	1552	1693	141	9%	1855	2007	152	8%	2072	2242	170	8%	2279	2466	187	8%	2478	2681	203	8%
5725 - 5775	1032	1140	108	10%	1557	1704	147	9%	1861	2022	161	9%	2079	2258	180	9%	2286	2484	198	9%	2485	2700	215	9%
5775 - 5825	1036	1146	110	11%	1563	1715	152	10%	1867	2036	170	9%	2085	2275	190	9%	2293	2502	209	9%	2493	2720	227	9%
5825 - 5875	1040	1153	112	11%	1568	1726	158	10%	1872	2051	179	10%	2091	2291	200	10%	2300	2520	220	10%	2500	2739	239	10%
5875 - 5925	1045	1160	115	11%	1574	1737	163	10%	1878	2066	188	10%	2098	2307	210	10%	2307	2538	231	10%	2508	2759	251	10%
5925 - 5975	1049	1166	117	11%	1579	1748	169	11%	1884	2080	197	10%	2104	2324	220	10%	2314	2556	242	10%	2516	2779	263	10%
5975 - 6025	1053	1173	120	11%	1585	1759	175	11%	1889	2095	206	11%	2110	2340	230	11%	2321	2574	253	11%	2523	2798	275	11%

Side-by-Side Comparisons

Combined Net Income	1 Child				2 Children				3 Children				4 Children				5 Children				6 Children			
	Existing	BR5 (Sept 2022 prices)	Dollar Change BR5	Percentage Change BR5	Existing	BR5(with updated SSR)	Dollar Change BR5	Percentage Change BR5	Existing	BR5(with updated SSR)	Dollar Change BR5	Percentage Change BR5	Existing	BR5(with updated SSR)	Dollar Change BR5	Percentage Change BR5	Existing	BR5(with updated SSR)	Dollar Change BR5	Percentage Change BR5	Existing	BR5(with updated SSR)	Dollar Change BR5	Percentage Change BR5
6025 - 6075	1057	1179	122	12%	1590	1770	180	11%	1895	2110	215	11%	2116	2357	240	11%	2328	2592	264	11%	2530	2818	287	11%
6075 - 6125	1058	1183	125	12%	1592	1775	183	12%	1897	2114	217	11%	2119	2362	243	11%	2331	2598	267	11%	2534	2824	290	11%
6125 - 6175	1060	1187	127	12%	1594	1780	186	12%	1899	2118	219	12%	2122	2366	244	12%	2334	2602	269	12%	2537	2829	292	12%
6175 - 6225	1062	1191	130	12%	1597	1785	188	12%	1902	2122	220	12%	2124	2370	246	12%	2337	2607	270	12%	2540	2834	294	12%
6225 - 6275	1063	1195	132	12%	1599	1789	190	12%	1904	2125	221	12%	2127	2374	247	12%	2340	2611	272	12%	2543	2839	295	12%
6275 - 6325	1065	1199	135	13%	1601	1794	193	12%	1907	2129	222	12%	2130	2378	248	12%	2343	2616	273	12%	2547	2844	297	12%
6325 - 6375	1066	1203	137	13%	1603	1798	195	12%	1909	2133	224	12%	2133	2382	250	12%	2346	2621	275	12%	2550	2849	299	12%
6375 - 6425	1068	1207	139	13%	1606	1803	197	12%	1912	2137	225	12%	2135	2387	251	12%	2349	2625	276	12%	2553	2854	300	12%
6425 - 6475	1070	1211	142	13%	1608	1808	200	12%	1914	2140	226	12%	2138	2391	253	12%	2352	2630	278	12%	2556	2859	302	12%
6475 - 6525	1072	1215	144	13%	1611	1812	201	12%	1918	2144	226	12%	2142	2395	253	12%	2356	2634	278	12%	2561	2863	302	12%
6525 - 6575	1078	1220	142	13%	1621	1817	197	12%	1929	2149	219	11%	2155	2400	245	11%	2371	2640	269	11%	2577	2870	293	11%
6575 - 6625	1085	1225	141	13%	1630	1825	194	12%	1941	2156	215	11%	2168	2408	240	11%	2385	2649	264	11%	2593	2879	287	11%
6625 - 6675	1091	1231	140	13%	1640	1832	192	12%	1953	2163	210	11%	2181	2416	235	11%	2400	2658	258	11%	2608	2889	281	11%
6675 - 6725	1097	1236	139	13%	1650	1839	189	11%	1965	2171	206	10%	2195	2425	230	10%	2414	2667	253	10%	2624	2899	275	10%
6725 - 6775	1104	1242	138	13%	1660	1846	187	11%	1976	2178	202	10%	2208	2433	225	10%	2429	2676	248	10%	2640	2909	269	10%
6775 - 6825	1110	1248	137	12%	1669	1854	184	11%	1988	2186	197	10%	2221	2441	220	10%	2443	2685	242	10%	2655	2919	264	10%
6825 - 6875	1117	1253	137	12%	1679	1861	182	11%	2000	2193	193	10%	2234	2450	216	10%	2457	2694	237	10%	2671	2929	258	10%
6875 - 6925	1123	1259	136	12%	1689	1868	180	11%	2012	2200	189	9%	2247	2458	211	9%	2472	2704	232	9%	2687	2939	252	9%
6925 - 6975	1129	1264	135	12%	1698	1876	177	10%	2023	2208	184	9%	2260	2466	206	9%	2486	2713	226	9%	2703	2949	246	9%
6975 - 7025	1136	1270	134	12%	1708	1883	175	10%	2035	2215	180	9%	2273	2474	201	9%	2501	2722	221	9%	2718	2959	240	9%
7025 - 7075	1142	1277	135	12%	1718	1893	175	10%	2047	2226	179	9%	2286	2486	199	9%	2515	2735	219	9%	2734	2972	238	9%
7075 - 7125	1148	1285	137	12%	1728	1904	177	10%	2059	2238	180	9%	2300	2500	201	9%	2530	2750	221	9%	2750	2990	240	9%
7125 - 7175	1155	1293	139	12%	1737	1916	178	10%	2070	2251	181	9%	2313	2515	202	9%	2544	2766	222	9%	2765	3007	241	9%
7175 - 7225	1161	1302	140	12%	1747	1927	180	10%	2083	2264	181	9%	2326	2529	203	9%	2559	2782	223	9%	2782	3024	242	9%
7225 - 7275	1168	1310	142	12%	1758	1939	182	10%	2095	2277	182	9%	2340	2543	203	9%	2574	2798	224	9%	2798	3041	243	9%
7275 - 7325	1175	1318	144	12%	1768	1951	183	10%	2107	2290	183	9%	2354	2558	204	9%	2589	2813	224	9%	2814	3058	244	9%
7325 - 7375	1181	1326	145	12%	1778	1962	184	10%	2119	2303	183	9%	2367	2572	205	9%	2604	2829	225	9%	2831	3075	245	9%
7375 - 7425	1188	1335	147	12%	1788	1974	186	10%	2132	2315	184	9%	2381	2586	205	9%	2619	2845	226	9%	2847	3093	246	9%
7425 - 7475	1195	1343	148	12%	1798	1985	187	10%	2144	2328	184	9%	2395	2601	206	9%	2634	2861	227	9%	2863	3110	246	9%
7475 - 7525	1201	1351	150	12%	1808	1997	189	10%	2156	2341	185	9%	2408	2615	207	9%	2649	2877	227	9%	2880	3127	247	9%
7525 - 7575	1208	1360	151	13%	1818	2009	190	10%	2168	2354	186	9%	2422	2629	207	9%	2664	2892	228	9%	2896	3144	248	9%
7575 - 7625	1215	1368	153	13%	1829	2020	192	10%	2181	2367	186	9%	2436	2644	208	9%	2679	2908	229	9%	2912	3161	249	9%
7625 - 7675	1221	1376	155	13%	1839	2032	193	10%	2193	2380	187	9%	2449	2658	209	9%	2694	2924	230	9%	2929	3178	250	9%
7675 - 7725	1228	1384	156	13%	1849	2043	195	11%	2205	2393	187	8%	2463	2672	209	8%	2709	2940	230	8%	2945	3196	250	8%
7725 - 7775	1235	1392	158	13%	1859	2055	196	11%	2217	2405	188	8%	2477	2687	210	8%	2725	2956	231	8%	2962	3213	251	8%

Side-by-Side Comparisons

Combined Net Income	1 Child				2 Children				3 Children				4 Children				5 Children				6 Children			
	Existing	BR5 (Sept 2022 prices)		Percentage Change BR5	Existing	BR5(with updated SSR)		Percentage Change BR5	Existing	BR5(with updated SSR)		Percentage Change BR5	Existing	BR5(with updated SSR)		Percentage Change BR5	Existing	BR5(with updated SSR)		Percentage Change BR5	Existing	BR5(with updated SSR)		Percentage Change BR5
7775 - 7825	1241	1399	157	13%	1869	2065	196	10%	2230	2418	189	8%	2491	2701	211	8%	2740	2971	232	8%	2978	3230	252	8%
7825 - 7875	1248	1405	157	13%	1878	2075	196	10%	2241	2431	191	9%	2503	2716	213	9%	2753	2987	234	9%	2992	3247	255	9%
7875 - 7925	1252	1411	158	13%	1885	2085	200	11%	2248	2444	197	9%	2511	2730	220	9%	2762	3003	242	9%	3002	3265	263	9%
7925 - 7975	1257	1417	160	13%	1891	2095	203	11%	2255	2457	202	9%	2519	2745	226	9%	2770	3019	249	9%	3011	3282	270	9%
7975 - 8025	1261	1423	161	13%	1898	2105	207	11%	2262	2470	208	9%	2526	2759	233	9%	2779	3035	256	9%	3021	3299	278	9%
8025 - 8075	1266	1429	163	13%	1904	2115	210	11%	2269	2483	214	9%	2534	2774	239	9%	2788	3051	263	9%	3030	3316	286	9%
8075 - 8125	1271	1435	164	13%	1911	2125	214	11%	2276	2496	220	10%	2542	2788	246	10%	2796	3067	270	10%	3040	3334	294	10%
8125 - 8175	1275	1441	165	13%	1917	2135	217	11%	2283	2509	226	10%	2550	2802	252	10%	2805	3083	278	10%	3049	3351	302	10%
8175 - 8225	1280	1447	167	13%	1924	2145	221	11%	2290	2522	232	10%	2558	2817	259	10%	2814	3099	285	10%	3059	3368	310	10%
8225 - 8275	1285	1453	168	13%	1930	2154	224	12%	2297	2535	238	10%	2566	2831	265	10%	2823	3115	292	10%	3068	3386	317	10%
8275 - 8325	1289	1459	170	13%	1937	2164	228	12%	2304	2548	243	11%	2574	2846	272	11%	2831	3130	299	11%	3078	3403	325	11%
8325 - 8375	1294	1465	171	13%	1943	2174	231	12%	2311	2561	249	11%	2582	2860	278	11%	2840	3146	306	11%	3087	3420	333	11%
8375 - 8425	1299	1471	172	13%	1950	2184	235	12%	2318	2574	255	11%	2590	2875	285	11%	2849	3162	314	11%	3097	3437	341	11%
8425 - 8475	1303	1477	174	13%	1956	2194	238	12%	2326	2587	261	11%	2598	2889	292	11%	2857	3178	321	11%	3106	3455	349	11%
8475 - 8525	1308	1482	175	13%	1963	2203	240	12%	2333	2597	264	11%	2606	2901	295	11%	2866	3191	324	11%	3116	3468	353	11%
8525 - 8575	1312	1487	175	13%	1969	2209	240	12%	2340	2604	264	11%	2614	2909	294	11%	2876	3199	324	11%	3126	3478	352	11%
8575 - 8625	1317	1492	175	13%	1976	2216	240	12%	2348	2611	263	11%	2623	2917	294	11%	2885	3208	323	11%	3136	3487	351	11%
8625 - 8675	1322	1497	175	13%	1983	2222	239	12%	2356	2618	262	11%	2632	2925	293	11%	2895	3217	322	11%	3147	3497	350	11%
8675 - 8725	1326	1501	175	13%	1990	2229	239	12%	2364	2625	262	11%	2640	2933	292	11%	2904	3226	321	11%	3157	3507	349	11%
8725 - 8775	1331	1506	175	13%	1996	2235	239	12%	2372	2633	261	11%	2649	2941	291	11%	2914	3235	321	11%	3168	3516	349	11%
8775 - 8825	1336	1511	175	13%	2003	2242	239	12%	2379	2640	260	11%	2658	2949	291	11%	2924	3244	320	11%	3178	3526	348	11%
8825 - 8875	1340	1515	175	13%	2010	2248	238	12%	2387	2647	260	11%	2667	2957	290	11%	2933	3252	319	11%	3188	3535	347	11%
8875 - 8925	1345	1520	175	13%	2017	2255	238	12%	2395	2654	259	11%	2675	2965	289	11%	2943	3261	318	11%	3199	3545	346	11%
8925 - 8975	1350	1525	175	13%	2024	2262	238	12%	2403	2661	258	11%	2684	2973	289	11%	2952	3270	318	11%	3209	3554	345	11%
8975 - 9025	1354	1530	175	13%	2030	2268	238	12%	2411	2669	258	11%	2693	2981	288	11%	2962	3279	317	11%	3220	3564	344	11%
9025 - 9075	1359	1534	175	13%	2037	2275	238	12%	2419	2676	257	11%	2702	2989	287	11%	2972	3288	316	11%	3230	3574	343	11%
9075 - 9125	1364	1539	175	13%	2044	2281	237	12%	2426	2683	257	11%	2710	2997	287	11%	2981	3296	315	11%	3241	3583	343	11%
9125 - 9175	1368	1544	175	13%	2051	2288	237	12%	2434	2690	256	11%	2719	3005	286	11%	2991	3305	314	11%	3251	3593	342	11%
9175 - 9225	1373	1548	175	13%	2057	2294	237	12%	2442	2697	255	10%	2728	3013	285	10%	3001	3314	314	10%	3262	3602	341	10%
9225 - 9275	1378	1554	177	13%	2064	2302	238	12%	2450	2706	256	10%	2736	3022	286	10%	3010	3324	314	10%	3272	3614	341	10%
9275 - 9325	1382	1560	178	13%	2071	2310	239	12%	2458	2714	256	10%	2745	3031	286	10%	3020	3334	315	10%	3282	3625	342	10%
9325 - 9375	1387	1567	180	13%	2078	2318	241	12%	2465	2722	257	10%	2754	3041	287	10%	3029	3345	315	10%	3293	3636	343	10%
9375 - 9425	1392	1573	181	13%	2085	2327	242	12%	2473	2730	257	10%	2763	3050	287	10%	3039	3355	316	10%	3303	3647	343	10%
9425 - 9475	1396	1579	183	13%	2092	2335	243	12%	2483	2739	256	10%	2773	3059	286	10%	3051	3365	314	10%	3316	3658	342	10%
9475 - 9525	1400	1585	184	13%	2099	2343	243	12%	2492	2747	255	10%	2784	3068	284	10%	3062	3375	313	10%	3329	3669	340	10%

Side-by-Side Comparisons

Combined Net Income	1 Child				2 Children				3 Children				4 Children				5 Children				6 Children			
	Existing	BR5 (Sept 2022 prices)		Percentage Change BR5	Existing	BR5(with updated SSR)		Percentage Change BR5	Existing	BR5(with updated SSR)		Percentage Change BR5	Existing	BR5(with updated SSR)		Percentage Change BR5	Existing	BR5(with updated SSR)		Percentage Change BR5	Existing	BR5(with updated SSR)		Percentage Change BR5
9525 - 9575	1405	1591	186	13%	2107	2351	244	12%	2502	2755	253	10%	2795	3078	283	10%	3074	3385	311	10%	3342	3680	338	10%
9575 - 9625	1409	1597	188	13%	2114	2359	245	12%	2512	2764	252	10%	2806	3087	281	10%	3086	3396	310	10%	3355	3691	337	10%
9625 - 9675	1414	1603	189	13%	2121	2367	246	12%	2521	2772	251	10%	2816	3096	280	10%	3098	3406	308	10%	3367	3702	335	10%
9675 - 9725	1418	1609	191	13%	2129	2375	246	12%	2531	2780	249	10%	2827	3106	279	10%	3110	3416	306	10%	3380	3713	333	10%
9725 - 9775	1423	1615	193	14%	2136	2383	247	12%	2540	2789	248	10%	2838	3115	277	10%	3122	3426	305	10%	3393	3724	331	10%
9775 - 9825	1427	1621	194	14%	2143	2391	248	12%	2550	2797	247	10%	2848	3124	276	10%	3133	3436	303	10%	3406	3735	329	10%
9825 - 9875	1431	1627	196	14%	2151	2399	248	12%	2560	2805	245	10%	2859	3133	274	10%	3145	3447	301	10%	3419	3746	328	10%
9875 - 9925	1436	1633	198	14%	2158	2407	249	12%	2569	2813	244	9%	2870	3143	273	9%	3157	3457	300	9%	3432	3758	326	9%
9925 - 9975	1440	1639	199	14%	2165	2415	250	12%	2579	2822	243	9%	2881	3152	271	9%	3169	3467	298	9%	3444	3769	324	9%
9975 - 10025	1445	1645	201	14%	2173	2423	250	12%	2589	2830	241	9%	2891	3161	270	9%	3181	3477	297	9%	3457	3780	322	9%
10025 - 10075	1449	1652	202	14%	2180	2431	251	12%	2598	2838	240	9%	2902	3170	268	9%	3192	3487	295	9%	3470	3791	321	9%
10075 - 10125	1453	1658	204	14%	2187	2439	252	12%	2608	2847	239	9%	2913	3180	267	9%	3204	3498	293	9%	3483	3802	319	9%
10125 - 10175	1458	1664	206	14%	2195	2447	253	12%	2617	2855	237	9%	2924	3189	265	9%	3216	3508	292	9%	3496	3813	317	9%
10175 - 10225	1462	1668	206	14%	2202	2453	251	11%	2627	2861	234	9%	2934	3196	261	9%	3228	3515	287	9%	3509	3821	312	9%
10225 - 10275	1467	1672	206	14%	2209	2458	249	11%	2637	2866	229	9%	2945	3201	256	9%	3240	3521	281	9%	3522	3827	306	9%
10275 - 10325	1471	1676	205	14%	2217	2463	246	11%	2646	2870	224	8%	2956	3206	250	8%	3251	3527	275	8%	3534	3834	299	8%
10325 - 10375	1477	1680	203	14%	2224	2468	244	11%	2654	2875	221	8%	2965	3211	247	8%	3261	3532	271	8%	3545	3840	295	8%
10375 - 10425	1482	1684	202	14%	2232	2473	241	11%	2662	2880	218	8%	2973	3216	243	8%	3271	3538	267	8%	3555	3846	291	8%
10425 - 10475	1488	1688	200	13%	2239	2478	239	11%	2670	2884	215	8%	2982	3222	240	8%	3280	3544	264	8%	3566	3852	287	8%
10475 - 10525	1493	1692	198	13%	2246	2483	236	11%	2677	2889	211	8%	2991	3227	236	8%	3290	3550	260	8%	3576	3858	282	8%
10525 - 10575	1499	1695	197	13%	2254	2487	234	10%	2685	2893	208	8%	2999	3232	233	8%	3299	3555	256	8%	3586	3865	278	8%
10575 - 10625	1504	1699	195	13%	2261	2492	231	10%	2693	2898	205	8%	3008	3237	229	8%	3309	3561	252	8%	3597	3871	274	8%
10625 - 10675	1510	1703	194	13%	2269	2497	229	10%	2701	2903	202	7%	3017	3242	226	7%	3319	3567	248	7%	3607	3877	270	7%
10675 - 10725	1515	1707	192	13%	2276	2502	226	10%	2709	2907	199	7%	3026	3248	222	7%	3328	3572	244	7%	3618	3883	265	7%
10725 - 10775	1520	1711	190	13%	2283	2507	223	10%	2716	2912	196	7%	3034	3253	218	7%	3338	3578	240	7%	3628	3889	261	7%
10775 - 10825	1526	1715	189	12%	2291	2512	221	10%	2724	2917	192	7%	3043	3258	215	7%	3347	3584	236	7%	3638	3895	257	7%
10825 - 10875	1531	1719	187	12%	2298	2517	218	10%	2732	2921	189	7%	3052	3263	211	7%	3357	3589	233	7%	3649	3902	253	7%
10875 - 10925	1537	1722	186	12%	2306	2521	216	9%	2740	2926	186	7%	3060	3268	208	7%	3366	3595	229	7%	3659	3908	249	7%
10925 - 10975	1542	1726	184	12%	2313	2526	213	9%	2748	2931	183	7%	3069	3273	204	7%	3376	3601	225	7%	3670	3914	244	7%
10975 - 11025	1548	1730	182	12%	2320	2531	211	9%	2755	2935	180	7%	3078	3279	201	7%	3386	3606	221	7%	3680	3920	240	7%
11025 - 11075	1553	1734	181	12%	2328	2536	208	9%	2763	2940	177	6%	3087	3284	197	6%	3395	3612	217	6%	3691	3926	236	6%
11075 - 11125	1559	1738	179	11%	2335	2541	206	9%	2771	2944	173	6%	3095	3289	194	6%	3405	3618	213	6%	3701	3933	232	6%
11125 - 11175	1564	1742	178	11%	2343	2547	204	9%	2779	2951	172	6%	3104	3296	192	6%	3414	3626	211	6%	3711	3941	230	6%
11175 - 11225	1569	1750	180	11%	2350	2558	208	9%	2786	2963	177	6%	3112	3310	198	6%	3424	3641	217	6%	3721	3958	236	6%
11225 - 11275	1572	1757	185	12%	2353	2568	215	9%	2791	2976	185	7%	3117	3324	207	7%	3429	3656	227	7%	3727	3974	247	7%

Side-by-Side Comparisons

Combined Net Income			1 Child				2 Children				3 Children				4 Children				5 Children				6 Children			
			Existing	BR5 (Sept 2022 prices)		Dollar Change BR5	Percentage Change BR5	Existing	BR5(with updated SSR)		Dollar Change BR5	Percentage Change BR5	Existing	BR5(with updated SSR)		Dollar Change BR5	Percentage Change BR5	Existing	BR5(with updated SSR)		Dollar Change BR5	Percentage Change BR5	Existing	BR5(with updated SSR)		Dollar Change BR5
11275 - 11325	1574	1764	190	12%	2357	2579	222	9%	2795	2988	193	7%	3122	3338	216	7%	3434	3672	237	7%	3733	3991	258	7%		
11325 - 11375	1576	1771	194	12%	2360	2589	229	10%	2799	3001	201	7%	3127	3352	225	7%	3440	3687	247	7%	3739	4008	269	7%		
11375 - 11425	1579	1778	199	13%	2364	2600	236	10%	2804	3013	209	7%	3132	3366	234	7%	3445	3702	257	7%	3745	4024	279	7%		
11425 - 11475	1581	1785	204	13%	2368	2610	243	10%	2808	3026	217	8%	3137	3380	243	8%	3450	3717	267	8%	3751	4041	290	8%		
11475 - 11525	1583	1792	209	13%	2371	2621	250	11%	2813	3038	225	8%	3142	3393	252	8%	3456	3733	277	8%	3756	4058	301	8%		
11525 - 11575	1586	1799	214	13%	2375	2632	257	11%	2817	3050	233	8%	3147	3407	261	8%	3461	3748	287	8%	3762	4074	312	8%		
11575 - 11625	1588	1807	218	14%	2378	2642	264	11%	2821	3063	242	9%	3151	3421	270	9%	3467	3763	297	9%	3768	4091	323	9%		
11625 - 11675	1590	1814	223	14%	2382	2653	271	11%	2826	3075	250	9%	3156	3435	279	9%	3472	3779	307	9%	3774	4107	333	9%		
11675 - 11725	1593	1821	228	14%	2386	2663	278	12%	2830	3088	258	9%	3161	3449	288	9%	3477	3794	317	9%	3780	4124	344	9%		
11725 - 11775	1595	1828	233	15%	2389	2674	285	12%	2834	3100	266	9%	3166	3463	297	9%	3483	3809	326	9%	3786	4141	355	9%		
11775 - 11825	1597	1835	238	15%	2393	2684	292	12%	2839	3113	274	10%	3171	3477	306	10%	3488	3825	336	10%	3792	4157	366	10%		
11825 - 11875	1600	1842	242	15%	2396	2695	299	12%	2843	3125	282	10%	3176	3491	315	10%	3493	3840	346	10%	3797	4174	376	10%		
11875 - 11925	1602	1849	247	15%	2400	2706	306	13%	2848	3138	290	10%	3181	3505	324	10%	3499	3855	356	10%	3803	4191	387	10%		
11925 - 11975	1604	1857	252	16%	2404	2716	313	13%	2852	3150	298	10%	3186	3519	333	10%	3504	3870	366	10%	3809	4207	398	10%		
11975 - 12025	1607	1864	257	16%	2407	2727	320	13%	2856	3162	306	11%	3191	3532	342	11%	3510	3886	376	11%	3815	4224	409	11%		
12025 - 12075	1609	1871	262	16%	2411	2737	327	14%	2861	3175	314	11%	3195	3546	351	11%	3515	3901	386	11%	3821	4240	420	11%		
12075 - 12125	1611	1878	266	17%	2414	2748	334	14%	2865	3187	322	11%	3200	3560	360	11%	3520	3916	396	11%	3827	4257	430	11%		
12125 - 12175	1614	1885	271	17%	2418	2758	341	14%	2870	3200	330	12%	3205	3574	369	12%	3526	3932	406	12%	3833	4274	441	12%		
12175 - 12225	1616	1892	276	17%	2422	2769	348	14%	2874	3212	338	12%	3210	3588	378	12%	3531	3947	416	12%	3838	4290	452	12%		
12225 - 12275	1618	1899	281	17%	2425	2780	355	15%	2878	3225	346	12%	3215	3602	387	12%	3537	3962	426	12%	3844	4307	463	12%		
12275 - 12325	1621	1906	286	18%	2429	2790	362	15%	2883	3237	354	12%	3220	3616	396	12%	3542	3977	436	12%	3850	4324	473	12%		
12325 - 12375	1623	1914	290	18%	2432	2801	368	15%	2887	3250	363	13%	3225	3630	405	13%	3547	3993	445	13%	3856	4340	484	13%		
12375 - 12425	1625	1921	295	18%	2436	2811	375	15%	2891	3262	371	13%	3230	3644	414	13%	3553	4008	455	13%	3862	4357	495	13%		
12425 - 12475	1628	1928	300	18%	2439	2822	382	16%	2896	3274	379	13%	3235	3658	423	13%	3558	4023	465	13%	3868	4373	506	13%		
12475 - 12525	1630	1935	305	19%	2443	2832	389	16%	2900	3287	387	13%	3240	3671	432	13%	3563	4039	475	13%	3874	4390	517	13%		
12525 - 12575	1633	1942	309	19%	2447	2843	396	16%	2905	3299	395	14%	3245	3685	441	14%	3569	4054	485	14%	3880	4407	527	14%		
12575 - 12625	1637	1949	312	19%	2452	2853	401	16%	2910	3311	401	14%	3251	3698	448	14%	3576	4068	492	14%	3887	4422	535	14%		
12625 - 12675	1640	1955	314	19%	2457	2861	403	16%	2916	3319	403	14%	3257	3707	450	14%	3583	4078	495	14%	3894	4433	538	14%		
12675 - 12725	1644	1960	316	19%	2462	2868	406	16%	2921	3326	405	14%	3263	3716	452	14%	3590	4087	498	14%	3902	4443	541	14%		
12725 - 12775	1648	1966	318	19%	2468	2876	408	17%	2927	3334	407	14%	3269	3724	455	14%	3596	4097	500	14%	3909	4453	544	14%		
12775 - 12825	1652	1972	320	19%	2473	2883	410	17%	2933	3342	409	14%	3276	3733	457	14%	3603	4106	503	14%	3917	4463	547	14%		
12825 - 12875	1655	1977	322	19%	2478	2891	413	17%	2938	3350	412	14%	3282	3741	460	14%	3610	4116	506	14%	3924	4474	550	14%		
12875 - 12925	1659	1983	324	20%	2483	2898	415	17%	2944	3357	414	14%	3288	3750	462	14%	3617	4125	508	14%	3931	4484	553	14%		
12925 - 12975	1663	1989	326	20%	2488	2906	418	17%	2949	3365	416	14%	3294	3759	465	14%	3624	4135	511	14%	3939	4494	555	14%		
12975 - 13025	1667	1995	328	20%	2493	2913	420	17%	2955	3373	418	14%	3300	3767	467	14%	3630	4144	514	14%	3946	4505	558	14%		

Side-by-Side Comparisons

Combined Net Income	1 Child				2 Children				3 Children				4 Children				5 Children				6 Children			
	Existing	BRS (Sept 2022 prices)	Dollar Change BR5	Percentage Change BR5	Existing	BRS (with updated SSR)	Dollar Change BR5	Percentage Change BR5	Existing	BRS (with updated SSR)	Dollar Change BR5	Percentage Change BR5	Existing	BRS (with updated SSR)	Dollar Change BR5	Percentage Change BR5	Existing	BRS (with updated SSR)	Dollar Change BR5	Percentage Change BR5	Existing	BRS (with updated SSR)	Dollar Change BR5	Percentage Change BR5
13025 - 13075	1670	2000	330	20%	2499	2921	422	17%	2960	3380	420	14%	3307	3776	469	14%	3637	4154	516	14%	3954	4515	561	14%
13075 - 13125	1674	2006	332	20%	2504	2928	425	17%	2966	3388	422	14%	3313	3785	472	14%	3644	4163	519	14%	3961	4525	564	14%
13125 - 13175	1678	2012	334	20%	2509	2936	427	17%	2971	3396	425	14%	3319	3793	474	14%	3651	4172	522	14%	3968	4535	567	14%
13175 - 13225	1682	2017	336	20%	2514	2943	429	17%	2977	3404	427	14%	3325	3802	477	14%	3658	4182	524	14%	3976	4546	570	14%
13225 - 13275	1685	2023	338	20%	2519	2951	432	17%	2982	3411	429	14%	3331	3810	479	14%	3664	4191	527	14%	3983	4556	573	14%
13275 - 13325	1689	2029	339	20%	2524	2958	434	17%	2988	3419	431	14%	3337	3819	482	14%	3671	4201	530	14%	3991	4566	576	14%
13325 - 13375	1693	2034	341	20%	2530	2966	436	17%	2993	3427	433	14%	3344	3828	484	14%	3678	4210	532	14%	3998	4577	579	14%
13375 - 13425	1697	2040	343	20%	2535	2973	439	17%	2999	3434	435	15%	3350	3836	486	15%	3685	4220	535	15%	4005	4587	582	15%
13425 - 13475	1700	2046	345	20%	2540	2981	441	17%	3004	3442	438	15%	3356	3845	489	15%	3692	4229	538	15%	4013	4597	585	15%
13475 - 13525	1704	2051	347	20%	2545	2988	443	17%	3010	3450	440	15%	3362	3853	491	15%	3698	4239	540	15%	4020	4608	587	15%
13525 - 13575	1708	2057	349	20%	2550	2996	446	17%	3016	3458	442	15%	3368	3862	494	15%	3705	4248	543	15%	4028	4618	590	15%
13575 - 13625	1712	2063	351	21%	2555	3004	448	18%	3021	3465	444	15%	3375	3871	496	15%	3712	4258	546	15%	4035	4628	593	15%
13625 - 13675	1715	2068	353	21%	2560	3011	451	18%	3027	3473	446	15%	3381	3879	499	15%	3719	4267	548	15%	4042	4638	596	15%
13675 - 13725	1719	2074	355	21%	2566	3019	453	18%	3032	3481	449	15%	3387	3888	501	15%	3726	4277	551	15%	4050	4649	599	15%
13725 - 13775	1723	2080	357	21%	2571	3026	455	18%	3038	3488	451	15%	3393	3896	503	15%	3732	4286	554	15%	4057	4659	602	15%
13775 - 13825	1727	2086	359	21%	2576	3034	458	18%	3043	3496	453	15%	3399	3905	506	15%	3739	4296	556	15%	4064	4669	605	15%
13825 - 13875	1731	2091	361	21%	2581	3041	460	18%	3049	3504	455	15%	3405	3914	508	15%	3746	4305	559	15%	4072	4680	608	15%
13875 - 13925	1734	2097	363	21%	2586	3049	462	18%	3054	3511	457	15%	3412	3922	511	15%	3753	4315	562	15%	4079	4690	611	15%
13925 - 13975	1738	2103	365	21%	2591	3056	465	18%	3060	3519	459	15%	3418	3931	513	15%	3760	4324	564	15%	4087	4700	614	15%
13975 - 14025	1742	2108	366	21%	2597	3064	467	18%	3065	3527	462	15%	3424	3940	516	15%	3766	4333	567	15%	4094	4711	616	15%
14025 - 14075	1746	2114	368	21%	2602	3071	469	18%	3071	3535	464	15%	3430	3948	518	15%	3773	4343	570	15%	4101	4721	619	15%
14075 - 14125	1749	2120	370	21%	2607	3079	472	18%	3076	3542	466	15%	3436	3957	520	15%	3780	4352	573	15%	4109	4731	622	15%
14125 - 14175	1753	2125	372	21%	2612	3086	474	18%	3082	3550	468	15%	3442	3965	523	15%	3787	4362	575	15%	4116	4741	625	15%
14175 - 14225	1757	2131	374	21%	2617	3094	477	18%	3087	3558	470	15%	3449	3974	525	15%	3794	4371	578	15%	4124	4752	628	15%
14225 - 14275	1761	2137	376	21%	2622	3101	479	18%	3093	3565	472	15%	3455	3983	528	15%	3800	4381	581	15%	4131	4762	631	15%
14275 - 14325	1764	2142	378	21%	2628	3109	481	18%	3098	3573	475	15%	3461	3991	530	15%	3807	4390	583	15%	4138	4772	634	15%
14325 - 14375	1768	2148	380	21%	2633	3116	484	18%	3104	3581	477	15%	3467	4000	533	15%	3814	4400	586	15%	4146	4783	637	15%
14375 - 14425	1772	2154	382	22%	2638	3124	486	18%	3110	3589	479	15%	3473	4008	535	15%	3821	4409	589	15%	4153	4793	640	15%
14425 - 14475	1776	2159	384	22%	2643	3131	488	18%	3115	3596	481	15%	3480	4017	537	15%	3828	4419	591	15%	4161	4803	643	15%
14475 - 14525	1779	2165	386	22%	2648	3139	491	19%	3121	3604	483	15%	3486	4026	540	15%	3834	4428	594	15%	4168	4813	646	15%
14525 - 14575	1783	2171	387	22%	2653	3147	494	19%	3126	3613	487	16%	3492	4036	544	16%	3841	4440	599	16%	4175	4826	651	16%
14575 - 14625	1786	2176	389	22%	2658	3155	497	19%	3133	3625	492	16%	3499	4049	550	16%	3849	4454	605	16%	4184	4841	658	16%
14625 - 14675	1789	2181	391	22%	2663	3164	501	19%	3139	3636	497	16%	3506	4062	556	16%	3857	4468	611	16%	4192	4857	664	16%
14675 - 14725	1793	2186	393	22%	2668	3173	504	19%	3145	3648	503	16%	3513	4075	561	16%	3865	4482	618	16%	4201	4872	671	16%
14725 - 14775	1796	2191	395	22%	2673	3181	508	19%	3152	3660	508	16%	3521	4088	567	16%	3873	4497	624	16%	4210	4888	678	16%



Side-by-Side Comparisons

Combined Net Income			1 Child				2 Children				3 Children				4 Children				5 Children				6 Children			
			Existing	BR5 (Sept 2022 prices)		Dollar Change BR5	Percentage Change BR5	Existing	BR5(with updated SSR)		Dollar Change BR5	Percentage Change BR5	Existing	BR5(with updated SSR)		Dollar Change BR5	Percentage Change BR5	Existing	BR5(with updated SSR)		Dollar Change BR5	Percentage Change BR5	Existing	BR5(with updated SSR)		Dollar Change BR5
14775 - 14825	1799	2196	397	22%	2679	3190	511	19%	3158	3671	513	16%	3528	4101	573	16%	3881	4511	630	16%	4218	4903	685	16%		
14825 - 14875	1802	2201	399	22%	2684	3198	515	19%	3165	3683	518	16%	3535	4114	579	16%	3889	4525	637	16%	4227	4919	692	16%		
14875 - 14925	1805	2206	400	22%	2689	3207	518	19%	3171	3694	523	16%	3542	4127	584	16%	3896	4539	643	16%	4235	4934	699	16%		
14925 - 14975	1808	2211	402	22%	2694	3215	522	19%	3178	3706	528	17%	3549	4140	590	17%	3904	4554	649	17%	4244	4950	706	17%		
14975 - 15025	1811	2216	404	22%	2699	3224	525	19%	3184	3718	533	17%	3557	4152	596	17%	3912	4568	655	17%	4253	4965	713	17%		
15025 - 15075	1814	2221	406	22%	2704	3233	529	20%	3190	3729	539	17%	3564	4165	602	17%	3920	4582	662	17%	4261	4981	719	17%		
15075 - 15125	1818	2226	408	22%	2709	3241	532	20%	3197	3741	544	17%	3571	4178	607	17%	3928	4596	668	17%	4270	4996	726	17%		
15125 - 15175	1821	2231	410	23%	2714	3250	536	20%	3203	3752	549	17%	3578	4191	613	17%	3936	4610	674	17%	4278	5012	733	17%		
15175 - 15225	1824	2236	412	23%	2719	3258	540	20%	3210	3764	554	17%	3585	4204	619	17%	3944	4625	681	17%	4287	5027	740	17%		
15225 - 15275	1827	2241	414	23%	2724	3267	543	20%	3216	3775	559	17%	3593	4217	625	17%	3952	4639	687	17%	4296	5042	747	17%		
15275 - 15325	1830	2246	415	23%	2729	3276	547	20%	3223	3787	564	18%	3600	4230	630	18%	3960	4653	693	18%	4304	5058	754	18%		
15325 - 15375	1833	2251	417	23%	2734	3284	550	20%	3229	3799	569	18%	3607	4243	636	18%	3968	4667	700	18%	4313	5073	761	18%		
15375 - 15425	1836	2255	419	23%	2739	3293	554	20%	3236	3810	575	18%	3614	4256	642	18%	3976	4682	706	18%	4321	5089	767	18%		
15425 - 15475	1839	2260	421	23%	2744	3301	557	20%	3242	3822	580	18%	3621	4269	648	18%	3983	4696	712	18%	4330	5104	774	18%		
15475 - 15525	1843	2265	423	23%	2749	3310	561	20%	3248	3833	585	18%	3629	4282	653	18%	3991	4710	719	18%	4339	5120	781	18%		
15525 - 15575	1846	2270	425	23%	2754	3319	564	20%	3255	3845	590	18%	3636	4295	659	18%	3999	4724	725	18%	4347	5135	788	18%		
15575 - 15625	1849	2275	427	23%	2759	3327	568	21%	3261	3857	595	18%	3643	4308	665	18%	4007	4738	731	18%	4356	5151	795	18%		
15625 - 15675	1852	2280	429	23%	2764	3336	571	21%	3268	3868	600	18%	3650	4321	671	18%	4015	4753	738	18%	4364	5166	802	18%		
15675 - 15725	1855	2285	430	23%	2769	3344	575	21%	3274	3880	605	18%	3657	4334	676	18%	4023	4767	744	18%	4373	5182	809	18%		
15725 - 15775	1858	2290	432	23%	2774	3353	579	21%	3281	3891	611	19%	3664	4347	682	19%	4031	4781	750	19%	4382	5197	815	19%		
15775 - 15825	1861	2295	434	23%	2779	3362	582	21%	3287	3903	616	19%	3672	4359	688	19%	4039	4795	757	19%	4390	5213	822	19%		
15825 - 15875	1864	2300	436	23%	2784	3370	586	21%	3294	3914	621	19%	3679	4372	694	19%	4047	4810	763	19%	4399	5228	829	19%		
15875 - 15925	1868	2305	438	23%	2789	3379	589	21%	3300	3926	626	19%	3686	4385	699	19%	4055	4824	769	19%	4407	5244	836	19%		
15925 - 15975	1871	2310	440	24%	2795	3387	593	21%	3306	3938	631	19%	3693	4398	705	19%	4063	4838	775	19%	4416	5259	843	19%		
15975 - 16025	1874	2315	442	24%	2800	3396	596	21%	3313	3949	636	19%	3700	4411	711	19%	4071	4852	782	19%	4425	5274	850	19%		
16025 - 16075	1877	2320	444	24%	2805	3404	600	21%	3319	3961	641	19%	3708	4424	716	19%	4078	4867	788	19%	4433	5290	857	19%		
16075 - 16125	1880	2325	445	24%	2810	3413	603	21%	3326	3972	647	19%	3715	4437	722	19%	4086	4881	794	19%	4442	5305	864	19%		
16125 - 16175	1883	2330	447	24%	2815	3422	607	22%	3332	3984	652	20%	3722	4450	728	20%	4094	4895	801	20%	4450	5321	870	20%		
16175 - 16225	1886	2335	449	24%	2820	3430	610	22%	3339	3995	657	20%	3729	4463	734	20%	4102	4909	807	20%	4459	5336	877	20%		
16225 - 16275	1889	2340	451	24%	2825	3439	614	22%	3345	4007	662	20%	3736	4476	739	20%	4110	4923	813	20%	4468	5352	884	20%		
16275 - 16325	1893	2345	453	24%	2830	3447	618	22%	3352	4019	667	20%	3744	4489	745	20%	4118	4938	820	20%	4476	5367	891	20%		
16325 - 16375	1896	2350	455	24%	2835	3456	621	22%	3358	4030	672	20%	3751	4502	751	20%	4126	4952	826	20%	4485	5383	898	20%		
16375 - 16425	1899	2355	457	24%	2840	3465	625	22%	3364	4042	677	20%	3758	4515	757	20%	4134	4966	832	20%	4493	5398	905	20%		
16425 - 16475	1902	2360	459	24%	2845	3473	628	22%	3371	4053	683	20%	3765	4528	762	20%	4142	4980	839	20%	4502	5414	912	20%		
16475 - 16525	1905	2365	460	24%	2850	3482	632	22%	3377	4065	688	20%	3772	4541	768	20%	4150	4995	845	20%	4511	5429	918	20%		

Side-by-Side Comparisons

Combined Net Income		1 Child				2 Children				3 Children				4 Children				5 Children				6 Children			
		Existing	BRS (Sept 2022 prices)	Dollar Change BR5	Percentage Change BR5	Existing	BRS(with updated SSR)	Dollar Change BR5	Percentage Change BR5	Existing	BRS(with updated SSR)	Dollar Change BR5	Percentage Change BR5	Existing	BRS(with updated SSR)	Dollar Change BR5	Percentage Change BR5	Existing	BRS(with updated SSR)	Dollar Change BR5	Percentage Change BR5	Existing	BRS(with updated SSR)	Dollar Change BR5	Percentage Change BR5
16525 - 16575	1908	2370	462	24%	2855	3490	635	22%	3384	4077	693	20%	3780	4553	774	20%	4158	5009	851	20%	4519	5445	925	20%	
16575 - 16625	1911	2375	464	24%	2860	3499	639	22%	3390	4088	698	21%	3787	4566	780	21%	4165	5023	858	21%	4528	5460	932	21%	
16625 - 16675	1914	2380	466	24%	2865	3508	642	22%	3397	4100	703	21%	3794	4579	785	21%	4173	5037	864	21%	4536	5476	939	21%	
16675 - 16725	1917	2385	468	24%	2870	3516	646	23%	3403	4111	708	21%	3801	4592	791	21%	4181	5052	870	21%	4545	5491	946	21%	
16725 - 16775	1921	2390	470	24%	2875	3525	649	23%	3409	4123	713	21%	3808	4605	797	21%	4189	5066	877	21%	4554	5506	953	21%	
16775 - 16825	1924	2395	472	25%	2880	3533	653	23%	3416	4134	719	21%	3816	4618	803	21%	4197	5080	883	21%	4562	5522	960	21%	
16825 - 16875	1927	2400	474	25%	2885	3542	657	23%	3422	4146	724	21%	3823	4631	808	21%	4205	5094	889	21%	4571	5537	967	21%	
16875 - 16925	1930	2405	475	25%	2890	3550	660	23%	3429	4158	729	21%	3830	4644	814	21%	4213	5108	895	21%	4579	5553	973	21%	
16925 - 16975	1933	2410	477	25%	2895	3559	664	23%	3435	4169	734	21%	3837	4657	820	21%	4221	5123	902	21%	4588	5568	980	21%	
16975 - 17025	1936	2415	479	25%	2900	3568	667	23%	3442	4181	739	21%	3844	4670	826	21%	4229	5137	908	21%	4597	5584	987	21%	
17025 - 17075	1939	2420	481	25%	2905	3576	671	23%	3448	4192	744	22%	3852	4683	831	22%	4237	5151	914	22%	4605	5599	994	22%	
17075 - 17125	1942	2425	483	25%	2910	3585	674	23%	3455	4204	749	22%	3859	4696	837	22%	4245	5165	921	22%	4614	5615	1001	22%	
17125 - 17175	1946	2430	485	25%	2916	3593	678	23%	3461	4216	755	22%	3866	4709	843	22%	4253	5180	927	22%	4622	5630	1008	22%	
17175 - 17225	1949	2435	487	25%	2921	3602	681	23%	3467	4227	760	22%	3873	4722	849	22%	4260	5194	933	22%	4631	5646	1015	22%	
17225 - 17275	1952	2440	489	25%	2926	3611	685	23%	3474	4239	765	22%	3880	4735	854	22%	4268	5208	940	22%	4640	5661	1021	22%	
17275 - 17325	1955	2445	490	25%	2931	3619	688	23%	3480	4250	770	22%	3888	4748	860	22%	4276	5222	946	22%	4648	5677	1028	22%	
17325 - 17375	1958	2450	492	25%	2936	3628	692	24%	3487	4262	775	22%	3895	4760	866	22%	4284	5237	952	22%	4657	5692	1035	22%	
17375 - 17425	1961	2455	494	25%	2941	3636	696	24%	3493	4273	780	22%	3902	4773	871	22%	4292	5251	959	22%	4665	5708	1042	22%	
17425 - 17475	1964	2460	496	25%	2946	3645	699	24%	3500	4284	784	22%	3909	4785	876	22%	4300	5264	964	22%	4674	5722	1048	22%	
17475 - 17525	1967	2466	498	25%	2951	3652	701	24%	3506	4292	786	22%	3916	4795	878	22%	4308	5274	966	22%	4683	5733	1050	22%	
17525 - 17575	1971	2471	500	25%	2956	3659	704	24%	3513	4301	788	22%	3923	4804	881	22%	4316	5284	969	22%	4691	5744	1053	22%	
17575 - 17625	1974	2476	502	25%	2961	3667	706	24%	3519	4309	790	22%	3931	4813	883	22%	4324	5295	971	22%	4700	5755	1055	22%	
17625 - 17675	1977	2481	504	26%	2966	3674	708	24%	3525	4318	792	22%	3938	4823	885	22%	4332	5305	973	22%	4709	5767	1058	22%	
17675 - 17725	1980	2486	506	26%	2971	3682	711	24%	3532	4326	794	22%	3945	4832	887	22%	4340	5315	976	22%	4717	5778	1061	22%	
17725 - 17775	1983	2492	509	26%	2976	3689	713	24%	3538	4334	796	22%	3952	4841	889	22%	4347	5326	978	22%	4726	5789	1063	22%	
17775 - 17825	1986	2497	511	26%	2981	3696	715	24%	3545	4343	798	23%	3959	4851	891	23%	4355	5336	981	23%	4734	5800	1066	23%	
17825 - 17875	1989	2502	513	26%	2986	3704	718	24%	3551	4351	800	23%	3967	4860	894	23%	4363	5346	983	23%	4743	5811	1068	23%	
17875 - 17925	1992	2507	515	26%	2991	3711	720	24%	3558	4360	802	23%	3974	4870	896	23%	4371	5357	985	23%	4752	5823	1071	23%	
17925 - 17975	1996	2512	517	26%	2996	3719	723	24%	3564	4368	804	23%	3981	4879	898	23%	4379	5367	988	23%	4760	5834	1074	23%	
17975 - 18025	1999	2518	519	26%	3001	3726	725	24%	3570	4376	806	23%	3988	4888	900	23%	4387	5377	990	23%	4769	5845	1076	23%	
18025 - 18075	2002	2523	521	26%	3006	3734	727	24%	3577	4385	808	23%	3995	4898	902	23%	4395	5387	993	23%	4777	5856	1079	23%	
18075 - 18125	2005	2528	523	26%	3011	3741	730	24%	3583	4393	810	23%	4003	4907	904	23%	4403	5398	995	23%	4786	5867	1081	23%	
18125 - 18175	2008	2533	525	26%	3016	3748	732	24%	3590	4401	812	23%	4010	4916	907	23%	4411	5408	997	23%	4795	5879	1084	23%	
18175 - 18225	2011	2538	527	26%	3021	3756	734	24%	3596	4410	814	23%	4017	4926	909	23%	4419	5418	1000	23%	4803	5890	1087	23%	
18225 - 18275	2014	2543	529	26%	3026	3763	737	24%	3603	4418	816	23%	4024	4935	911	23%	4427	5429	1002	23%	4812	5901	1089	23%	

Side-by-Side Comparisons

Combined Net Income			1 Child				2 Children				3 Children				4 Children				5 Children				6 Children			
			Existing	BR5 (Sept 2022 prices)		Dollar Change BR5	Percentage Change BR5	Existing	BR5(with updated SSR)		Dollar Change BR5	Percentage Change BR5	Existing	BR5(with updated SSR)		Dollar Change BR5	Percentage Change BR5	Existing	BR5(with updated SSR)		Dollar Change BR5	Percentage Change BR5	Existing	BR5(with updated SSR)		Dollar Change BR5
18275 - 18325	2017	2549	531	26%	3032	3771	739	24%	3609	4427	818	23%	4031	4945	913	23%	4435	5439	1004	23%	4820	5912	1092	23%		
18325 - 18375	2021	2554	533	26%	3037	3778	741	24%	3616	4435	819	23%	4039	4954	915	23%	4442	5449	1007	23%	4829	5923	1094	23%		
18375 - 18425	2024	2559	535	26%	3042	3785	744	24%	3622	4443	821	23%	4046	4963	918	23%	4450	5460	1009	23%	4838	5935	1097	23%		
18425 - 18475	2027	2564	537	27%	3047	3793	746	24%	3628	4452	823	23%	4053	4973	920	23%	4458	5470	1012	23%	4846	5946	1100	23%		
18475 - 18525	2030	2569	539	27%	3052	3800	749	25%	3635	4460	825	23%	4060	4982	922	23%	4466	5480	1014	23%	4855	5957	1102	23%		
18525 - 18575	2033	2575	542	27%	3057	3808	751	25%	3641	4469	827	23%	4067	4991	924	23%	4474	5491	1016	23%	4863	5968	1105	23%		
18575 - 18625	2035	2580	545	27%	3059	3815	756	25%	3644	4477	833	23%	4071	5001	930	23%	4478	5501	1023	23%	4867	5979	1112	23%		
18625 - 18675	2036	2585	549	27%	3060	3823	762	25%	3644	4485	841	23%	4071	5010	939	23%	4478	5511	1033	23%	4868	5991	1123	23%		
18675 - 18725	2037	2590	554	27%	3061	3830	769	25%	3645	4494	849	23%	4071	5020	949	23%	4478	5521	1043	23%	4868	6002	1134	23%		
18725 - 18775	2037	2595	558	27%	3061	3837	776	25%	3645	4502	857	24%	4071	5029	958	24%	4478	5532	1054	24%	4868	6013	1145	24%		
18775 - 18825	2038	2601	562	28%	3062	3845	783	26%	3645	4511	866	24%	4071	5038	967	24%	4478	5542	1064	24%	4868	6024	1156	24%		
18825 - 18875	2039	2606	567	28%	3063	3852	789	26%	3645	4519	874	24%	4071	5048	976	24%	4479	5552	1074	24%	4868	6035	1167	24%		
18875 - 18925	2040	2611	571	28%	3064	3860	796	26%	3645	4527	882	24%	4072	5057	985	24%	4479	5563	1084	24%	4868	6047	1178	24%		
18925 - 18975	2041	2616	575	28%	3064	3867	803	26%	3645	4536	891	24%	4072	5066	995	24%	4479	5573	1094	24%	4869	6058	1189	24%		
18975 - 19025	2042	2621	580	28%	3065	3875	810	26%	3645	4544	899	25%	4072	5076	1004	25%	4479	5583	1104	25%	4869	6069	1200	25%		
19025 - 19075	2042	2626	584	29%	3066	3882	816	27%	3645	4552	907	25%	4072	5085	1013	25%	4479	5594	1115	25%	4869	6080	1211	25%		
19075 - 19125	2043	2632	588	29%	3066	3889	823	27%	3646	4561	915	25%	4072	5095	1022	25%	4479	5604	1125	25%	4869	6091	1223	25%		
19125 - 19175	2044	2637	593	29%	3067	3897	830	27%	3646	4569	924	25%	4072	5104	1032	25%	4479	5614	1135	25%	4869	6103	1234	25%		
19175 - 19225	2045	2642	597	29%	3068	3904	837	27%	3646	4578	932	26%	4072	5113	1041	26%	4480	5625	1145	26%	4869	6114	1245	26%		
19225 - 19275	2046	2647	602	29%	3068	3912	843	27%	3646	4586	940	26%	4072	5123	1050	26%	4480	5635	1155	26%	4869	6125	1256	26%		
19275 - 19325	2047	2652	606	30%	3069	3919	850	28%	3646	4594	948	26%	4073	5132	1059	26%	4480	5645	1165	26%	4870	6136	1267	26%		
19325 - 19375	2047	2658	610	30%	3070	3926	857	28%	3646	4603	957	26%	4073	5141	1069	26%	4480	5655	1175	26%	4870	6148	1278	26%		
19375 - 19425	2048	2663	615	30%	3070	3934	864	28%	3646	4611	965	26%	4073	5151	1078	26%	4480	5666	1186	26%	4870	6159	1289	26%		
19425 - 19475	2049	2668	619	30%	3071	3941	870	28%	3646	4620	973	27%	4073	5160	1087	27%	4480	5676	1196	27%	4870	6170	1300	27%		
19475 - 19525	2050	2673	623	30%	3072	3949	877	29%	3646	4628	982	27%	4073	5169	1096	27%	4480	5686	1206	27%	4870	6181	1311	27%		
19525 - 19575	2051	2678	628	31%	3072	3956	884	29%	3647	4636	990	27%	4073	5179	1106	27%	4481	5697	1216	27%	4870	6192	1322	27%		
19575 - 19625	2051	2684	632	31%	3073	3964	891	29%	3647	4645	998	27%	4073	5188	1115	27%	4481	5707	1226	27%	4871	6204	1333	27%		
19625 - 19675	2052	2689	636	31%	3074	3971	897	29%	3647	4653	1006	28%	4074	5198	1124	28%	4481	5717	1236	28%	4871	6215	1344	28%		
19675 - 19725	2053	2694	641	31%	3074	3978	904	29%	3647	4662	1015	28%	4074	5207	1133	28%	4481	5728	1247	28%	4871	6226	1355	28%		
19725 - 19775	2054	2699	645	31%	3075	3986	911	30%	3647	4670	1023	28%	4074	5216	1143	28%	4481	5738	1257	28%	4871	6237	1366	28%		
19775 - 19825	2055	2704	650	32%	3076	3993	917	30%	3647	4678	1031	28%	4074	5226	1152	28%	4481	5748	1267	28%	4871	6248	1377	28%		
19825 - 19875	2056	2709	654	32%	3076	4001	924	30%	3647	4687	1039	28%	4074	5235	1161	28%	4481	5759	1277	28%	4871	6260	1388	28%		
19875 - 19925	2056	2715	658	32%	3077	4008	931	30%	3647	4695	1048	29%	4074	5244	1170	29%	4482	5769	1287	29%	4871	6271	1399	29%		
19925 - 19975	2057	2720	663	32%	3078	4015	938	30%	3648	4704	1056	29%	4074	5254	1180	29%	4482	5779	1297	29%	4872	6282	1410	29%		
19975 - 20025	2058	2725	667	32%	3078	4023	944	31%	3648	4712	1064	29%	4074	5263	1189	29%	4482	5790	1308	29%	4872	6293	1421	29%		

Side-by-Side Comparisons

		1 Child				2 Children				3 Children				4 Children				5 Children				6 Children			
Combined Net Income		Existing	BR5 (Sept 2022 prices)	Dollar Change BR5	Percentage Change BR5	Existing	BR5(with updated SSR)	Dollar Change BR5	Percentage Change BR5	Existing	BR5(with updated SSR)	Dollar Change BR5	Percentage Change BR5	Existing	BR5(with updated SSR)	Dollar Change BR5	Percentage Change BR5	Existing	BR5(with updated SSR)	Dollar Change BR5	Percentage Change BR5	Existing	BR5(with updated SSR)	Dollar Change BR5	Percentage Change BR5
		20025 - 20075	2059	2730	671	33%	3079	4030	951	31%	3648	4720	1073	29%	4075	5273	1198	29%	4482	5800	1318	29%	4872	6304	1432
20075 - 20125	2060	2735	676	33%	3080	4038	958	31%	3648	4729	1081	30%	4075	5282	1207	30%	4482	5810	1328	30%	4872	6316	1443	30%	
20125 - 20175	2061	2741	680	33%	3080	4045	965	31%	3648	4737	1089	30%	4075	5291	1216	30%	4482	5820	1338	30%	4872	6327	1455	30%	
20175 - 20225	2061	2746	684	33%	3081	4053	971	32%	3648	4745	1097	30%	4075	5301	1226	30%	4482	5831	1348	30%	4872	6338	1466	30%	
20225 - 20275	2062	2751	689	33%	3082	4060	978	32%	3648	4754	1106	30%	4075	5310	1235	30%	4483	5841	1358	30%	4873	6349	1477	30%	
20275 - 20325	2063	2756	693	34%	3082	4067	985	32%	3648	4762	1114	31%	4075	5319	1244	31%	4483	5851	1369	31%	4873	6360	1488	31%	
20325 - 20375	2064	2761	698	34%	3083	4075	992	32%	3648	4771	1122	31%	4075	5329	1253	31%	4483	5862	1379	31%	4873	6372	1499	31%	
20375 - 20425	2065	2767	702	34%	3084	4082	998	32%	3649	4779	1130	31%	4075	5338	1263	31%	4483	5872	1389	31%	4873	6383	1510	31%	
20425 - 20475	2065	2772	706	34%	3084	4090	1005	33%	3649	4787	1139	31%	4076	5348	1272	31%	4483	5882	1399	31%	4873	6394	1521	31%	
20475 - 20525	2066	2777	711	34%	3085	4097	1012	33%	3649	4796	1147	31%	4076	5357	1281	31%	4483	5893	1409	31%	4873	6405	1532	31%	
20525 - 20575	2067	2782	715	35%	3086	4104	1019	33%	3649	4804	1155	32%	4076	5366	1290	32%	4483	5903	1419	32%	4874	6416	1543	32%	
20575 - 20625	2068	2787	719	35%	3087	4112	1025	33%	3649	4813	1164	32%	4076	5376	1300	32%	4484	5913	1430	32%	4874	6428	1554	32%	
20625 - 20675	2069	2793	724	35%	3087	4119	1032	33%	3649	4821	1172	32%	4076	5385	1309	32%	4484	5924	1440	32%	4874	6439	1565	32%	
20675 - 20725	2070	2798	728	35%	3088	4127	1039	34%	3649	4829	1180	32%	4076	5394	1318	32%	4484	5934	1450	32%	4874	6450	1576	32%	
20725 - 20775	2070	2803	732	35%	3089	4134	1046	34%	3649	4838	1188	33%	4076	5404	1327	33%	4484	5944	1460	33%	4874	6461	1587	33%	
20775 - 20825	2071	2808	737	36%	3089	4142	1052	34%	3650	4846	1197	33%	4077	5413	1337	33%	4484	5954	1470	33%	4874	6472	1598	33%	
20825 - 20875	2072	2813	741	36%	3090	4149	1059	34%	3650	4855	1205	33%	4077	5423	1346	33%	4484	5965	1480	33%	4874	6484	1609	33%	
20875 - 20925	2073	2818	746	36%	3091	4156	1066	34%	3650	4863	1213	33%	4077	5432	1355	33%	4484	5975	1491	33%	4875	6495	1620	33%	
20925 - 20975	2074	2824	750	36%	3091	4164	1073	35%	3650	4871	1221	33%	4077	5441	1364	33%	4485	5985	1501	33%	4875	6506	1631	33%	
20975 - 21025	2075	2829	754	36%	3092	4171	1079	35%	3650	4880	1230	34%	4077	5451	1374	34%	4485	5996	1511	34%	4875	6517	1642	34%	
21025 - 21075	2075	2834	759	37%	3093	4179	1086	35%	3650	4888	1238	34%	4077	5460	1383	34%	4485	6006	1521	34%	4875	6529	1653	34%	
21075 - 21125	2076	2839	763	37%	3093	4186	1093	35%	3650	4896	1246	34%	4077	5469	1392	34%	4485	6016	1531	34%	4875	6540	1664	34%	
21125 - 21175	2077	2844	767	37%	3094	4193	1099	36%	3650	4905	1255	34%	4077	5479	1401	34%	4485	6027	1541	34%	4875	6551	1676	34%	
21175 - 21225	2078	2850	772	37%	3095	4201	1106	36%	3650	4913	1263	35%	4078	5488	1411	35%	4485	6037	1552	35%	4876	6562	1687	35%	
21225 - 21275	2079	2855	776	37%	3095	4208	1113	36%	3651	4922	1271	35%	4078	5497	1420	35%	4485	6047	1562	35%	4876	6573	1698	35%	
21275 - 21325	2080	2860	780	38%	3096	4216	1120	36%	3651	4930	1279	35%	4078	5507	1429	35%	4486	6058	1572	35%	4876	6585	1709	35%	
21325 - 21375	2080	2865	785	38%	3097	4223	1126	36%	3651	4938	1288	35%	4078	5516	1438	35%	4486	6068	1582	35%	4876	6596	1720	35%	
21375 - 21425	2081	2870	789	38%	3097	4231	1133	37%	3651	4947	1296	35%	4078	5526	1447	35%	4486	6078	1592	35%	4876	6607	1731	35%	
21425 - 21475	2082	2876	794	38%	3098	4238	1140	37%	3651	4955	1304	36%	4078	5535	1457	36%	4486	6088	1602	36%	4876	6618	1742	36%	
21475 - 21525	2083	2881	798	38%	3099	4245	1147	37%	3651	4964	1312	36%	4078	5544	1466	36%	4486	6099	1613	36%	4877	6629	1753	36%	
21525 - 21575	2084	2886	802	39%	3099	4253	1153	37%	3651	4972	1321	36%	4078	5554	1475	36%	4486	6109	1623	36%	4877	6641	1764	36%	
21575 - 21625	2084	2891	807	39%	3100	4260	1160	37%	3651	4980	1329	36%	4079	5563	1484	36%	4486	6119	1633	36%	4877	6652	1775	36%	
21625 - 21675	2085	2896	811	39%	3101	4268	1167	38%	3652	4989	1337	37%	4079	5572	1494	37%	4487	6130	1643	37%	4877	6663	1786	37%	
21675 - 21725	2086	2901	815	39%	3101	4275	1174	38%	3652	4997	1346	37%	4079	5582	1503	37%	4487	6140	1653	37%	4877	6674	1797	37%	
21725 - 21775	2087	2907	820	39%	3102	4282	1180	38%	3652	5006	1354	37%	4079	5591	1512	37%	4487	6150	1663	37%	4877	6685	1808	37%	

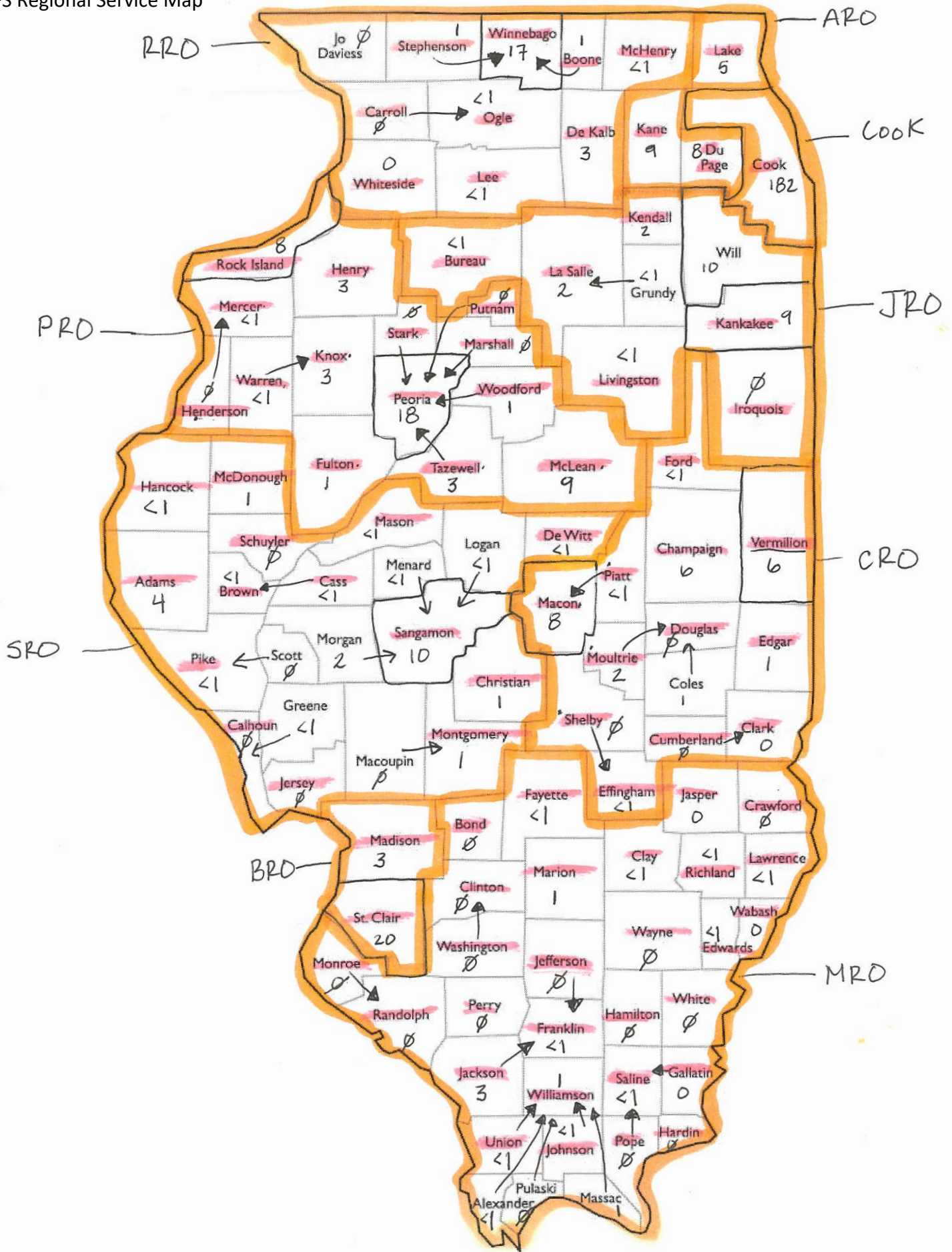
Side-by-Side Comparisons

Combined Net Income			1 Child				2 Children				3 Children				4 Children				5 Children				6 Children			
			Existing	BR5 (Sept 2022 prices)		Dollar Change BR5	Percentage Change BR5	Existing	BR5(with updated SSR)		Dollar Change BR5	Percentage Change BR5	Existing	BR5(with updated SSR)		Dollar Change BR5	Percentage Change BR5	Existing	BR5(with updated SSR)		Dollar Change BR5	Percentage Change BR5	Existing	BR5(with updated SSR)		Dollar Change BR5
21775 - 21825	2088	2912	824	39%	3103	4290	1187	38%	3652	5014	1362	37%	4079	5601	1521	37%	4487	6161	1674	37%	4877	6697	1819	37%		
21825 - 21875	2089	2917	828	40%	3103	4297	1194	38%	3652	5022	1370	38%	4079	5610	1531	38%	4487	6171	1684	38%	4878	6708	1830	38%		
21875 - 21925	2089	2922	833	40%	3104	4305	1201	39%	3652	5031	1379	38%	4079	5619	1540	38%	4487	6181	1694	38%	4878	6719	1841	38%		
21925 - 21975	2090	2927	837	40%	3105	4312	1207	39%	3652	5039	1387	38%	4080	5629	1549	38%	4488	6192	1704	38%	4878	6730	1852	38%		
21975 - 22025	2091	2933	842	40%	3105	4320	1214	39%	3652	5047	1395	38%	4080	5638	1558	38%	4488	6202	1714	38%	4878	6741	1863	38%		
22025 - 22075	2092	2938	846	40%	3106	4327	1221	39%	3652	5056	1403	38%	4080	5647	1568	38%	4488	6212	1724	38%	4878	6753	1874	38%		
22075 - 22125	2093	2943	850	41%	3107	4334	1228	40%	3653	5064	1412	39%	4080	5657	1577	39%	4488	6222	1735	39%	4878	6764	1885	39%		
22125 - 22175	2094	2948	855	41%	3107	4342	1234	40%	3653	5073	1420	39%	4080	5666	1586	39%	4488	6233	1745	39%	4879	6775	1896	39%		
22175 - 22225	2094	2953	859	41%	3108	4349	1241	40%	3653	5081	1428	39%	4080	5676	1595	39%	4488	6243	1755	39%	4879	6786	1908	39%		
22225 - 22275	2095	2959	863	41%	3109	4357	1248	40%	3653	5089	1437	39%	4080	5685	1605	39%	4488	6253	1765	39%	4879	6797	1919	39%		
22275 - 22325	2096	2964	868	41%	3110	4364	1255	40%	3653	5098	1445	40%	4080	5694	1614	40%	4489	6264	1775	40%	4879	6809	1930	40%		
22325 - 22375	2097	2969	872	42%	3110	4371	1261	41%	3653	5106	1453	40%	4081	5704	1623	40%	4489	6274	1785	40%	4879	6820	1941	40%		
22375 - 22425	2098	2974	876	42%	3111	4379	1268	41%	3653	5115	1461	40%	4081	5713	1632	40%	4489	6284	1796	40%	4879	6831	1952	40%		
22425 - 22475	2098	2979	881	42%	3112	4386	1275	41%	3653	5123	1470	40%	4081	5722	1642	40%	4489	6295	1806	40%	4879	6842	1963	40%		
22475 - 22525	2099	2984	885	42%	3112	4394	1281	41%	3654	5131	1478	40%	4081	5732	1651	40%	4489	6305	1816	40%	4880	6853	1974	40%		
22525 - 22575	2100	2990	890	42%	3113	4401	1288	41%	3654	5140	1486	41%	4081	5741	1660	41%	4489	6315	1826	41%	4880	6865	1985	41%		
22575 - 22625	2101	2995	894	43%	3114	4409	1295	42%	3654	5148	1494	41%	4081	5751	1669	41%	4489	6326	1836	41%	4880	6876	1996	41%		
22625 - 22675	2102	3000	898	43%	3114	4416	1302	42%	3654	5157	1503	41%	4081	5760	1679	41%	4490	6336	1846	41%	4880	6887	2007	41%		
22675 - 22725	2103	3005	903	43%	3115	4423	1308	42%	3654	5165	1511	41%	4082	5769	1688	41%	4490	6346	1857	41%	4880	6898	2018	41%		
22725 - 22775	2103	3010	907	43%	3116	4431	1315	42%	3654	5173	1519	42%	4082	5779	1697	42%	4490	6356	1867	42%	4880	6910	2029	42%		
22775 - 22825	2104	3016	911	43%	3117	4438	1321	42%	3655	5182	1527	42%	4083	5788	1705	42%	4491	6367	1876	42%	4882	6921	2039	42%		
22825 - 22875	2106	3021	915	43%	3118	4446	1327	43%	3657	5190	1533	42%	4085	5797	1713	42%	4493	6377	1884	42%	4884	6932	2048	42%		
22875 - 22925	2107	3026	919	44%	3120	4453	1333	43%	3658	5199	1540	42%	4086	5807	1720	42%	4495	6387	1892	42%	4886	6943	2057	42%		
22925 - 22975	2108	3031	923	44%	3122	4460	1339	43%	3660	5207	1547	42%	4088	5816	1728	42%	4497	6398	1901	42%	4888	6954	2066	42%		
22975 - 23025	2109	3036	927	44%	3123	4468	1344	43%	3662	5215	1553	42%	4090	5825	1735	42%	4499	6408	1909	42%	4891	6966	2075	42%		
23025 - 23075	2111	3042	931	44%	3125	4475	1350	43%	3664	5224	1560	43%	4092	5835	1743	43%	4501	6418	1917	43%	4893	6977	2084	43%		
23075 - 23125	2112	3047	935	44%	3127	4483	1356	43%	3665	5232	1567	43%	4094	5844	1750	43%	4504	6429	1925	43%	4895	6988	2093	43%		
23125 - 23175	2113	3052	939	44%	3128	4490	1362	44%	3667	5240	1573	43%	4096	5854	1758	43%	4506	6439	1933	43%	4898	6999	2101	43%		
23175 - 23225	2114	3057	943	45%	3130	4498	1367	44%	3669	5249	1580	43%	4098	5863	1765	43%	4508	6449	1941	43%	4900	7010	2110	43%		
23225 - 23275	2116	3062	947	45%	3132	4505	1373	44%	3670	5257	1587	43%	4100	5872	1772	43%	4510	6460	1950	43%	4902	7022	2119	43%		
23275 - 23325	2117	3067	950	45%	3133	4512	1379	44%	3672	5266	1593	43%	4102	5882	1780	43%	4512	6470	1958	43%	4905	7033	2128	43%		
23325 - 23375	2118	3073	954	45%	3135	4520	1385	44%	3674	5274	1600	44%	4104	5891	1787	44%	4514	6480	1966	44%	4907	7044	2137	44%		
23375 - 23425	2119	3078	958	45%	3137	4527	1390	44%	3676	5282	1607	44%	4106	5900	1795	44%	4516	6490	1974	44%	4909	7055	2146	44%		
23425 - 23475	2121	3083	962	45%	3138	4535	1396	44%	3677	5291	1613	44%	4108	5910	1802	44%	4518	6501	1982	44%	4911	7066	2155	44%		
23475 - 23525	2122	3088	966	46%	3140	4542	1402	45%	3679	5299	1620	44%	4109	5919	1810	44%	4520	6511	1991	44%	4914	7078	2164	44%		

Side-by-Side Comparisons

Combined Net Income	1 Child				2 Children				3 Children				4 Children				5 Children				6 Children			
	Existing	BRS (Sept 2022 prices)	Dollar Change BR5	Percentage Change BR5	Existing	BRS(with updated SSR)	Dollar Change BR5	Percentage Change BR5	Existing	BRS(with updated SSR)	Dollar Change BR5	Percentage Change BR5	Existing	BRS(with updated SSR)	Dollar Change BR5	Percentage Change BR5	Existing	BRS(with updated SSR)	Dollar Change BR5	Percentage Change BR5	Existing	BRS(with updated SSR)	Dollar Change BR5	Percentage Change BR5
23525 - 23575	2123	3093	970	46%	3142	4549	1408	45%	3681	5308	1627	44%	4111	5929	1817	44%	4523	6521	1999	44%	4916	7089	2173	44%
23575 - 23625	2125	3099	974	46%	3143	4557	1413	45%	3682	5316	1633	44%	4113	5938	1825	44%	4525	6532	2007	44%	4918	7100	2182	44%
23625 - 23675	2126	3104	978	46%	3145	4564	1419	45%	3684	5324	1640	45%	4115	5947	1832	45%	4527	6542	2015	45%	4921	7111	2191	45%
23675 - 23725	2127	3109	982	46%	3147	4572	1425	45%	3686	5333	1647	45%	4117	5957	1840	45%	4529	6552	2023	45%	4923	7122	2200	45%
23725 - 23775	2128	3114	986	46%	3148	4579	1431	45%	3688	5341	1654	45%	4119	5966	1847	45%	4531	6563	2032	45%	4925	7134	2208	45%
23775 - 23825	2130	3119	990	46%	3150	4587	1437	46%	3689	5350	1660	45%	4121	5975	1854	45%	4533	6573	2040	45%	4927	7145	2217	45%
23825 - 23875	2131	3125	994	47%	3152	4594	1442	46%	3691	5358	1667	45%	4123	5985	1862	45%	4535	6583	2048	45%	4930	7156	2226	45%
23875 - 23925	2132	3130	998	47%	3153	4601	1448	46%	3693	5366	1674	45%	4125	5994	1869	45%	4537	6594	2056	45%	4932	7167	2235	45%
23925 - 23975	2133	3135	1002	47%	3155	4609	1454	46%	3695	5375	1680	45%	4127	6004	1877	45%	4539	6604	2064	45%	4934	7178	2244	45%
23975 - 24025	2135	3140	1006	47%	3157	4616	1460	46%	3696	5383	1687	46%	4129	6013	1884	46%	4542	6614	2073	46%	4937	7190	2253	46%
24025 - 24075	2136	3145	1009	47%	3158	4624	1465	46%	3698	5391	1694	46%	4131	6022	1892	46%	4544	6625	2081	46%	4939	7201	2262	46%
24075 - 24125	2137	3150	1013	47%	3160	4631	1471	47%	3700	5400	1700	46%	4133	6032	1899	46%	4546	6635	2089	46%	4941	7212	2271	46%
24125 - 24175	2138	3156	1017	48%	3162	4638	1477	47%	3701	5408	1707	46%	4134	6041	1907	46%	4548	6645	2097	46%	4944	7223	2280	46%
24175 - 24225	2140	3161	1021	48%	3163	4646	1483	47%	3703	5417	1714	46%	4136	6050	1914	46%	4550	6655	2105	46%	4946	7234	2289	46%
24225 - 24275	2141	3166	1025	48%	3165	4653	1488	47%	3705	5425	1720	46%	4138	6060	1921	46%	4552	6666	2114	46%	4948	7246	2298	46%
24275 - 24325	2142	3171	1029	48%	3167	4661	1494	47%	3707	5433	1727	47%	4140	6069	1929	47%	4554	6676	2122	47%	4950	7257	2306	47%
24325 - 24375	2143	3176	1033	48%	3168	4668	1500	47%	3708	5442	1734	47%	4142	6079	1936	47%	4556	6686	2130	47%	4953	7268	2315	47%
24375 - 24425	2145	3182	1037	48%	3170	4676	1506	47%	3710	5450	1740	47%	4144	6088	1944	47%	4558	6697	2138	47%	4955	7279	2324	47%
24425 - 24475	2146	3187	1041	49%	3172	4683	1511	48%	3712	5459	1747	47%	4146	6097	1951	47%	4561	6707	2146	47%	4957	7290	2333	47%
24475 - 24525	2147	3192	1045	49%	3173	4690	1517	48%	3713	5467	1754	47%	4148	6107	1959	47%	4563	6717	2155	47%	4960	7302	2342	47%
24525 - 24575	2148	3197	1049	49%	3175	4698	1523	48%	3715	5475	1760	47%	4150	6116	1966	47%	4565	6728	2163	47%	4962	7313	2351	47%
24575 - 24625	2150	3202	1053	49%	3177	4705	1529	48%	3717	5484	1767	48%	4152	6125	1974	48%	4567	6738	2171	48%	4964	7324	2360	48%
24625 - 24675	2151	3208	1057	49%	3178	4713	1534	48%	3719	5492	1774	48%	4154	6135	1981	48%	4569	6748	2179	48%	4966	7335	2369	48%
24675 - 24725	2152	3213	1061	49%	3180	4720	1540	48%	3720	5501	1780	48%	4156	6144	1989	48%	4571	6759	2187	48%	4969	7347	2378	48%
24725 - 24775	2153	3218	1065	49%	3182	4728	1546	49%	3722	5509	1787	48%	4157	6153	1996	48%	4573	6769	2196	48%	4971	7358	2387	48%
24775 - 24825	2155	3223	1068	50%	3183	4735	1552	49%	3724	5517	1794	48%	4159	6163	2003	48%	4575	6779	2204	48%	4973	7369	2396	48%
24825 - 24875	2156	3228	1072	50%	3185	4742	1557	49%	3725	5526	1800	48%	4161	6172	2011	48%	4577	6789	2212	48%	4976	7380	2404	48%
24875 - 24925	2157	3233	1076	50%	3187	4750	1563	49%	3727	5534	1807	48%	4163	6182	2018	48%	4580	6800	2220	48%	4978	7391	2413	48%
24925 - 24975	2158	3239	1080	50%	3188	4757	1569	49%	3729	5542	1814	49%	4165	6191	2026	49%	4582	6810	2228	49%	4980	7403	2422	49%
24975 - 25025	2160	3244	1084	50%	3190	4765	1575	49%	3731	5551	1820	49%	4167	6200	2033	49%	4584	6820	2237	49%	4983	7414	2431	49%

Appendix BB  
HFS Regional Service Map





506. S. 6<sup>th</sup> Street  
Springfield, IL 62701

Dear Community Partner:

On behalf of The Illinois Department of Healthcare and Family Services, Division of Child Support Services (DCSS) and the Illinois Child Support Advisory Committee (CSAC) members, we are asking for your assistance in reaching out to the community you serve to provide feedback regarding changes in the child support guidelines.

On July 1, 2017, Public Act 100-15 was enacted, which changed the calculation of child support to an income shares model. Previously, Illinois used a percentage of obligor income model. The reason the income shares model was adopted was to more fairly allocate financial obligations between parents for the benefit of their children. The Division of Child Support Services (DCSS) is preparing for its four-year review of the Illinois child support guidelines, which is mandated by federal law. The purpose of the review is to evaluate the effectiveness and fairness of the child support guidelines.

Community input in the evaluation process is essential to address any gaps or challenges the guidelines might create for parents and their children. To accomplish this, we need your assistance in reaching out to your community base. DCSS and CSAC will be hosting Virtual Town Hall meetings to obtain community input throughout the State.

As a partner with Illinois Department of Human Services (IDHS), Illinois Department of Healthcare and Family Services (HFS), Illinois Coalition Against Domestic Violence (ICADV), we are asking your organization to please assist in any or all the following:

1. Share information using email, your social media, and by word-of mouth with your customer base.
2. Share your location as a place where internet access can be offered to customers in your service areas without WIFI/Internet access.
3. Share the Virtual Town Hall information contained in the enclosed flier with your partners.

Community involvement is essential to good governmental practices and policies. Helping to obtain community input will strengthen the families and communities that we all serve. If you are interested in partnering with us on these efforts, please contact us at [HFS.DCSSGuidelines@illinois.gov](mailto:HFS.DCSSGuidelines@illinois.gov). We thank you for your consideration.

Respectfully yours,

**Bryan Tribble**  
*Administrator*  
HFS-Division of Child Support Services

**Richard Zuckerman**  
*President*  
Illinois Child Support Advisory Committee



The Division of Child Support Services Presents...

VIRTUAL TOWN HALL

# DOMESTIC VIOLENCE SURVIVORS



Thursday, July 28  
10:00 am - Noon

SCAN TO REGISTER



[WWW2.ILLINOIS.GOV/HFS/CHILDSUPPORT/PAGES/2022GUIDELINESREVIEW.ASPX](http://WWW2.ILLINOIS.GOV/HFS/CHILDSUPPORT/PAGES/2022GUIDELINESREVIEW.ASPX)

*You are not alone!*

LIKE & FOLLOW US ON SOCIAL MEDIA



ILDHFS



ILLINOIS DEPARTMENT  
OF HEALTHCARE  
AND FAMILY SERVICES



@ILDHFS



**STATE OF ILLINOIS**  
DEPARTMENT OF HEALTHCARE  
AND FAMILY SERVICES

FOR MORE CHILD SUPPORT INFORMATION,  
VISIT [CHILDSUPPORT.ILLINOIS.GOV](http://CHILDSUPPORT.ILLINOIS.GOV)

MAKE YOUR  
**VOICE  
HEARD**

# EVERY VOICE MATTERS

*Tell Us About Your Illinois Child Support Court Experience*

## ◆ OUR NEW SURVEY IS NOW OPEN

Visit [www2qa.illinois.gov/hfs/ChildSupport/Pages/2022GuidelinesReview.aspx](http://www2qa.illinois.gov/hfs/ChildSupport/Pages/2022GuidelinesReview.aspx) or scan the QR code. Once there, the **Illinois Child Support Experience Survey** link is to the right of the webpage. Click on the link and tell us about your experience.




LIKE & FOLLOW US ON SOCIAL MEDIA



ILDHFS



ILLINOIS DEPARTMENT  
OF HEALTHCARE  
AND FAMILY SERVICES



@ILDHFS

**STATE OF ILLINOIS**  
DEPARTMENT OF  
HEALTHCARE AND FAMILY SERVICES





LET YOUR  
VOICE BE  
**HEARD**

# VIRTUAL TOWN HALL

**HFS | DIVISION OF CHILD SUPPORT SERVICES**



*Scan to  
Register!*

Your input will strengthen families and communities. We want to hear from you!

LIKE & FOLLOW US ON SOCIAL MEDIA



ILDHFS



ILLINOIS DEPARTMENT  
OF HEALTHCARE  
AND FAMILY SERVICES



@ILDHFS

FOR MORE CHILD SUPPORT INFORMATION, VISIT [CHILDSUPPORT.ILLINOIS.GOV](http://CHILDSUPPORT.ILLINOIS.GOV)



**STATE OF ILLINOIS**  
DEPARTMENT OF  
HEALTHCARE AND FAMILY SERVICES

# CSAC CHILD SUPPORT GUIDELINES VIRTUAL TOWN HALL

## Agenda

---

Welcome

Introductions

Purpose of the Town Hall

Topics of Discussion

What are the child support guidelines in Illinois?

What are basic family needs?

How do the child support guidelines work in a blended household?

What is shared physical care?

What other factors should the courts consider when addressing support?

Who is responsible for health care?

What are child support modification options for incarcerated parents?

When does child support stop?

Fill out the survey

If you have more questions, contact the Division of Child Support Services:

Email: [HFS.DCSSGuidelines@illinois.gov](mailto:HFS.DCSSGuidelines@illinois.gov)

Website: [Childsupport.illinois.gov](http://Childsupport.illinois.gov)

Call Center: 800.447.4278

Thank you!

# VIRTUAL TOWN HALL

webex  
by CISCO

SPECIAL INVITATION



CHILD SUPPORT  
ADVISORY COMMITTEE

## Let Your Voice Be Heard!



Join us for a Virtual Town Hall to talk about how child support works in Illinois. The Illinois Division of Child Support Services, and the Illinois Child Support Advisory Committee is preparing for its four-year review of the Illinois child support guidelines. Your input is essential. **Virtual Town Halls are to be held each Wednesday from 7-8:30pm, now through June 22, 2022.**

To register for this event, click [here](#). Once registered, you will receive a WebEx meeting invitation email that has a link you can follow to join the meeting directly on the date you selected to attend. It is encouraged to take a glance below at the hot topics we will be addressing in the session. You may either save your questions for the day of the Town Hall or submit questions ahead of time to [HFS.DCSSGuidelines@Illinois.gov](mailto:HFS.DCSSGuidelines@Illinois.gov).

#### Topics scheduled to be discussed include:

- What are the child support guidelines in Illinois?
- What are basic family needs?
- How do the child support guidelines work in a blended household?
- What is shared physical care?
- What other factors should the courts consider when addressing support?
- Who is responsible for health care?
- What are child support modification options for incarcerated parents?
- When does child support stop?

Unfortunately, during the Town Halls, we will not be able to address any case specific questions. If you have case specific questions, visit our new [Contact Us](#) page for options to connect with the Division of Child Support Services staff directly.

There is one more way to let your voice be heard. Please consider taking our short [survey](#). The survey results will serve as our measurement in implementing future improvements to enhance Division of Child Support Services efforts.

**Please join us, and let your voice be heard!**

Kind regards,

**Bryan Tribble**  
*Administrator* | Illinois Division of Child Support Services

**Richard Zuckerman**  
*President* | Illinois Child Support Advisory Committee

## CONNECT WITH US



PO Box # 19405  
Springfield, IL 62794-9405



Dear Community Partner:

On behalf of The Illinois Department of Healthcare and Family Services, Division of Child Support Services (DCSS) and the Illinois Child Support Advisory Committee (CSAC) members, we are asking for your assistance in reaching out to the community you serve to provide feedback regarding changes in the child support guidelines.

Community input in the evaluation process is essential to address any gaps or challenges the guidelines might create for parents and their children. To accomplish this, we need your assistance in reaching out to your community base. DCSS and CSAC will be hosting Virtual Town Hall meetings to obtain community input throughout the State.

**THE VIRTUAL TOWN HALL FOR YOUR COUNTY WILL BE HELD ON WEDNESDAY, FEBRUARY 9 AND WEDNESDAY, FEBRUARY 16 FROM 7:00-8:30PM VIA WEBEX.** We will be discussing the same topics in each session. Please register with the QR code above or provided on the marketing materials attached.

On July 1, 2017, Public Act 100-15 was enacted, which changed the calculation of child support to an income shares model. Previously, Illinois used a percentage of obligor income model. The reason the income shares model was adopted was to more fairly allocate financial obligations between parents for the benefit of their children. The Division of Child Support Services (DCSS) is preparing for its four-year review of the Illinois child support guidelines, which is mandated by federal law. The purpose of the review is to evaluate the effectiveness and fairness of the child support guidelines.

As a partner with Illinois Department of Human Services (IDHS), Illinois Department of Healthcare and Family Services (HFS), Illinois Coalition Against Domestic Violence (ICADV), we are asking your organization to please assist in any or all the following:

1. Share information using email, your social media, and by word-of mouth with your customer base. (See Marketing Tool Tips attachment for ideas on how to do this.)
2. Share your location as a place where internet access can be offered to customers in your service areas without WIFI/Internet access.
3. Share the Virtual Town Hall information contained in the enclosed flier with your partners.

Community involvement is essential to good governmental practices and policies. Helping to obtain community input will strengthen the families and communities that we all serve. If you are interested in partnering with us on these efforts, please contact us at [HFS.DCSSGuidelines@illinois.gov](mailto:HFS.DCSSGuidelines@illinois.gov). We thank you for your consideration.

Respectfully yours,

**Bryan Tribble**  
*Administrator, HFS-Division of Child Support Services*

**Richard Zuckerman**  
*President, Illinois Child Support Advisory Committee*



**Ice Breaker Questions:**

Word Cloud: What county is everyone from?

Word Cloud: How did you find out about this Town Hall?

Which best describes you?

A: I am a person paying child support.

B: I am a person receiving child support.

C: I do not have a child support order.

What order would you like to discuss tonight's topics?

A: Basic Family Requirements

B: Healthcare

C: Incarcerated Parents

D: Blended Families

E: Shared Physical Care

F: Other Factors

G: Stopping Support

H: The Guidelines

**Basic Family Requirements**

How should a child's extracurricular costs be split?

A: An amount agreed upon by the parents

B: The costs should be split 50/50.

C: The costs should be split depending on each parent's income.

D: Mediator should decide.

E: The court should decide.

F: Other

Word Cloud: Which child related expense should child support not pay for in the basic child support obligation?

(examples include: sport fees, school fees, child care, medical bills, rent/mortgage, etc.)

**Healthcare**

Should the parent receiving child support be required by law to contribute to the cost of the child's health insurance premium?

A: Yes

B: No

How should families split the cost of health insurance premiums?

A: The parents should always decide themselves.

B: The Court should decide.

- C: The cost should be split 50/50.
- D: The cost should be split depending on each parent's income.
- E: Other

**Incarcerated:**

Should a parent's court-ordered child support obligation be modified automatically to \$0 upon the parent's incarceration in a State or Federal prison?

- A: Yes
- B: No

If your answer was yes to the previous question, then when should the modification take effect?

- A: The first day of incarceration
- B: After 30 days of incarceration
- C: Upon entry of an order by the court
- D: Other

When the parent is released from prison, should their child support order automatically be restarted?

- A: Yes
- B: No

If you answered no to the previous question, then when should the parent's child support order be restarted?

- A: Within 30 days of release
- B: Within 180 days of release
- C: Upon employment
- D: Upon entry of an order by the court

**Blended Families**

How do you think child support should be calculated when parents have children with multiple partners?

- A: With each new child, child support should be reduced.
- B: Younger children should not impact the support of older children.
- C: Children from other partners should not impact the the amount of support paid.
- D: Other

**Shared Parenting:**

Should child support be reduced based on the number of overnights a parent exercises?

- A: No, overnights should not impact support.
- B: Yes, each overnight should decrease the amount of support.
- C: Yes, support should be reduced if a parent exercises 30% (109) or more overnights.
- D: Yes, support should be reduced if a parent exercises 40% (146) or more overnights.



E: Yes, support should be reduced if a parent exercises 50% (182) or more overnights.  
F: Other

Do you currently have a shared parenting plan with each parent having the child for at least 146 overnights?

A: Yes  
B: No  
C: Unsure

If you answered yes to the previous question, what best describes your child support order?

A: It's the right amount.  
B: It's too high.  
C: It's too low.  
D: Other

### **Other Factors**

Word Cloud: When calculating child support what should be considered?

Word Cloud: What change to the way child support is calculated would you like to see?

What do you think is a reasonable amount to spend on a child's extracurricular activities each month?

A: \$10  
B: \$50  
C: \$100  
D: More than \$100  
E: Other

### **Stopping Support**

When should a parent's obligation to pay child support end?

A: When the parents agree.  
B: When the child is 18.  
C: When the child is financially independent.  
D: When the child finishes high school.  
E: When the child finishes college.  
F: Other

### **The Guidelines**

What do you think of Illinois' child support guidelines?

A: No changes are needed.  
B: A few small adjustments are needed.  
C: Many changes are needed.  
D: Illinois should stop using income shares.  
F: Other

The current guidelines set a support obligation at \$40/mo per child (with a max of \$120) for a parent paying child support whose gross income is at or less than \$849.38/mo. Should this be changed?

A: No

B: \$40/mo is too low

C: \$40/mo is too high

D: Other

General Questions:

Word cloud: what county is everyone from?

How did you find out about this Town Hall? (This can be either open-ended or multiple choice)

(ice breaker)

Poll: Those in attendance tonight:

1. Parent Paying Support
2. Parent Receiving Support

Incarcerated:

**Should a parent's court-ordered child support obligation be modified by law to \$0 upon the parent's incarceration in a State or Federal prison? Yes/No**

If your answer is Yes when should the modification take effect?

3. After 30 days of incarceration
4. 1st day of incarceration
5. Upon entry of an order by the court
6. Other

**If child support stops, when should it be restarted?**

7. Upon release
8. Within 30 days of release
9. Within 180 days of release
10. Upon new employment

Shared parenting:

**Do you currently have a shared parenting plan with each parent having the child for at least 146 overnights:**

11. Yes
12. No
13. Unsure

**If yes, do you find the calculation to be This needs to be fleshed out. What calculation?**

14. The right amount.
15. Too high
16. Too low
17. Other

### **New - Basic Family Requirements**

Which child related expense should child support not pay for in the basic child support obligation?  
(Word Cloud or Multiple Choice)

- A: Sport's Fees
- B: Child Care
- C: Medical Bills
- D: Rent/mortgage
- E: Other

### **New - Healthcare**

The parent receiving support should be required by law to contribute to the cost of a child's health insurance premium.

- A: Yes
- B: No
- C: Other

### **New – The Guidelines**

The current guidelines set a support obligation at \$40/mo per child (with a max of \$120) for a parent paying child support whose gross income is at or less than 75% of the federal poverty guidelines. Should this be changed?

- A: No.
- B: \$40/mo is too low, it should be increased.
- C: \$40/mo is too high, it should be reduced.
- D: Other

### **Current Slido Questions:**

Poll A – What order would you like to discuss tonight's topics?  
(used if we have new people)

1. Basic Family Needs
2. Healthcare
3. Incarcerated Parents
4. Blended Families
5. Shared Physical Care
6. Other Factors
7. Stopping Support
8. The Guidelines

Poll B – What order would you like to discuss tonight’s topics?  
(used if we have our normal group of attendees)

1. Basic Family Needs
2. Healthcare
3. Blended Families
4. Other Factors
5. Stopping Support

### **Basic Family Needs**

When parents can’t agree, how should a child’s expenses be split?

- A: A mediator should decide.
- B: The court should decide.
- C: The costs should be split 50/50.
- D: The costs should be split depending on each parent’s income.
- E: Other

### **Healthcare**

How should families split the cost of health insurance premiums?

- A: The parents should always decide themselves.
- B: The Court should decide.
- C: The cost should be split 50/50.
- D: The cost should be split depending on each parent’s income.
- E: Other

### **Incarcerated Parents**

How should the law treat child support obligations of incarcerated parents?

- A: Child support should stop while the parent is incarcerated.
- B: Child support should continue while the parent is incarcerated.
- C: Child Support should only stop if the non-incarcerated parent agrees.
- D: Each case should be decided by a judge.
- E: Other

### **Blended Families**

How do you think child support should be calculated when parents have children with multiple partners?

- A: With each new child, child support should be reduced.
- B: Younger children should not impact the support of older children.
- C: Children from other partners should not impact the the amount of support paid.
- D: Other

### **Shared Physical Care**

Should child support be reduced based on the number of overnights a parent exercises?

- A: No, overnights should not impact support.
- B: Yes, each overnight should decrease the amount of support.
- C: Yes, support should be reduced if a parent exercises 30% (109) or more overnights.
- D: Yes, support should be reduced if a parent exercises 40% (146) or more overnights.
- E: Yes, support should be reduced if a parent exercises 50% (182) or more overnights.
- F: Other

### **Other Factors**

What do you think is a reasonable amount to spend on a child's extracurricular activities each month?

- A: \$10
- B: \$50
- C: \$100
- D: More than \$100
- E: Other

### **Stopping Support**

When should a parent's obligation to pay child support end?

- A: When the parents agree.
- B: When the child is 18.
- C: When the child is financially independent.
- D: When the child finishes high school.
- E: When the child finishes college.
- F: Other

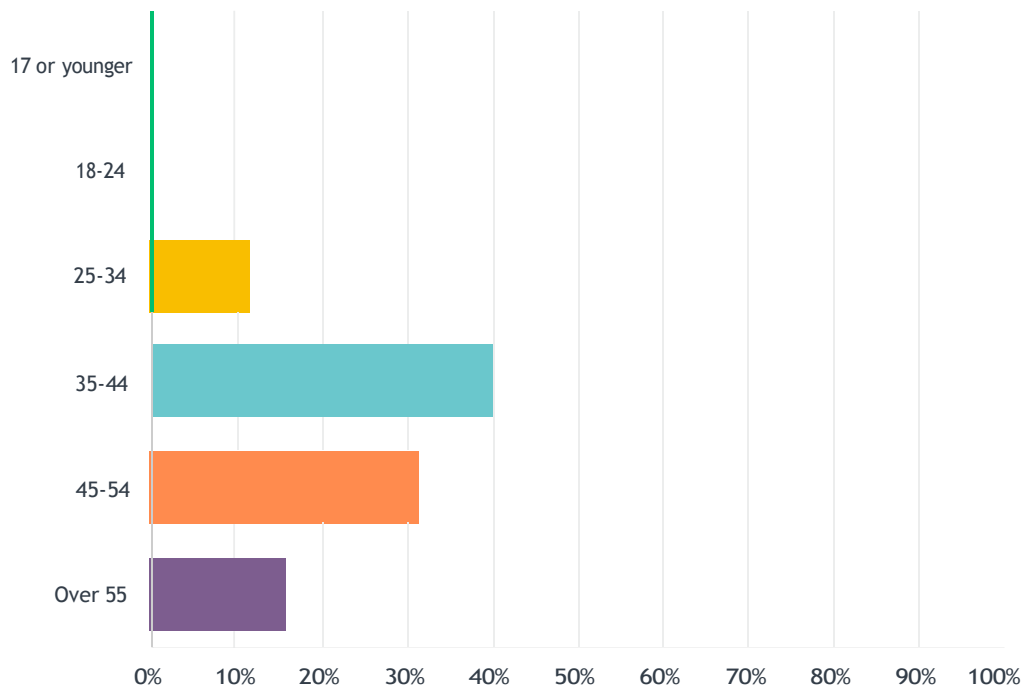
### **The Guidelines**

What do you think of Illinois' child support guidelines?

- A: No changes are needed.
- B: A few small adjustments are needed.
- C: Many changes are needed.
- D: Illinois should stop using income shares.
- F: Other

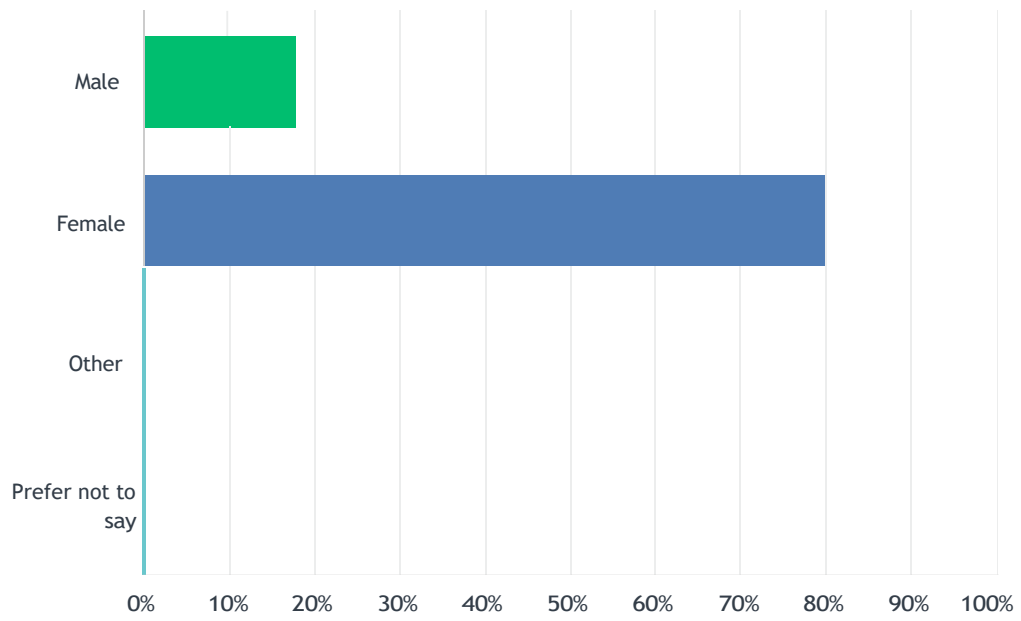
## Q1 What is your age?

Answered: 608 Skipped: 6



## Q2 What is your gender?

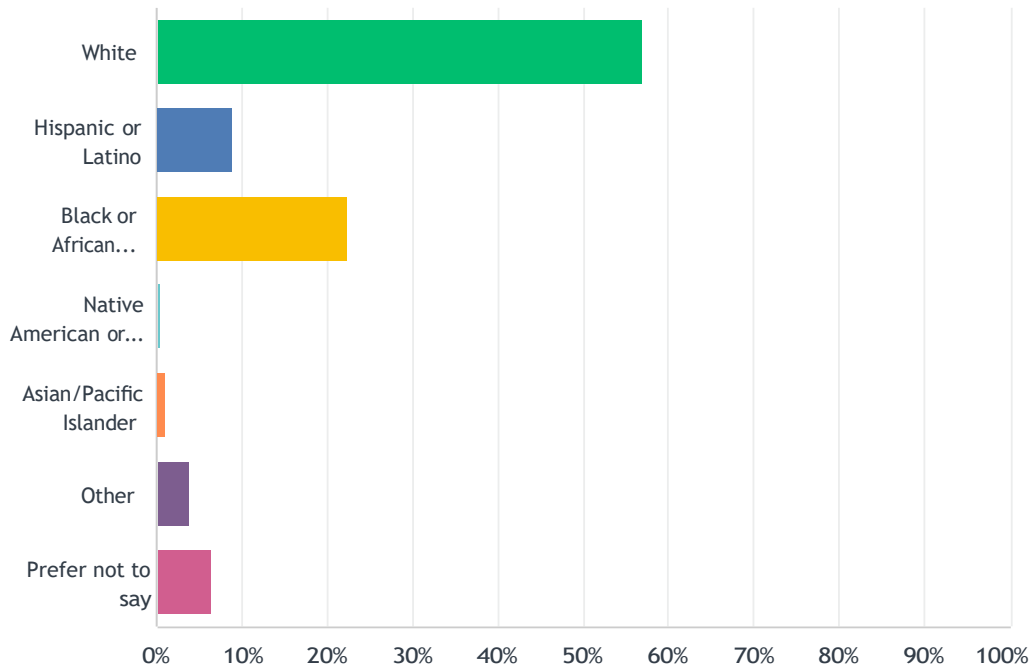
Answered: 610 Skipped: 4





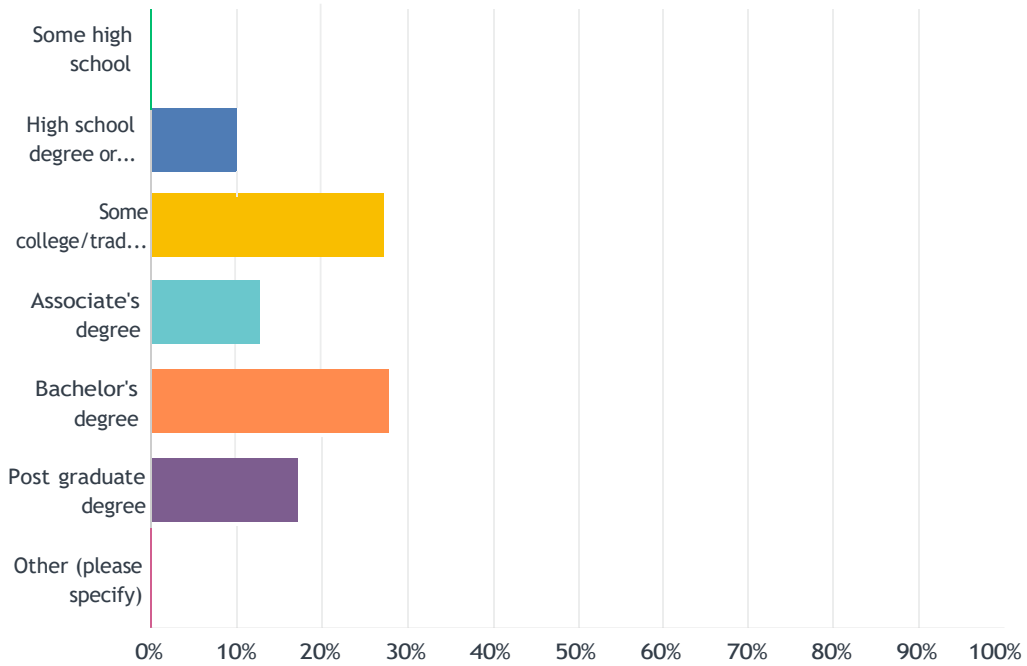
### Q3 What is your ethnicity?

Answered: 609 Skipped: 5



## Q4 What is the highest level of school you have completed?

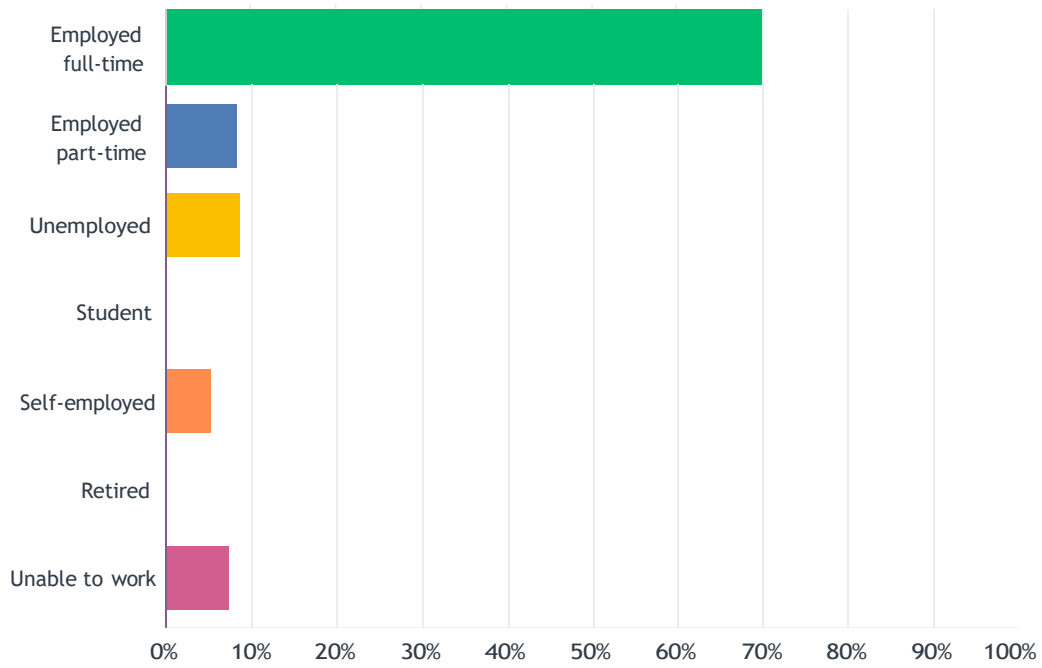
Answered: 609 Skipped: 5



#	OTHER (PLEASE SPECIFY)	DATE
1	Business college	6/16/2022 9:24 AM
2	master	5/28/2022 6:11 PM
3	After College Training	5/22/2022 8:52 PM
4	Licensed trade	4/5/2022 7:38 AM
5	M	4/3/2022 10:39 PM
6	Law School	2/17/2022 7:20 AM
7	1111	1/25/2022 11:18 AM

## Q5 What is your current employment status?

Answered: 608 Skipped: 6



## Q6 For location purposes, please provide the zip code where you reside.

Answered: 600 Skipped: 14

#	RESPONSES	DATE
1	60142	9/7/2022 3:51 AM
2	62207	8/1/2022 3:24 PM
3	60466	8/1/2022 4:19 AM
4	60014	7/26/2022 10:16 PM
5	60189	7/10/2022 8:04 PM
6	60543	7/5/2022 5:41 PM
7	60441	6/28/2022 8:42 PM
8	60629	6/24/2022 4:06 PM
9	60112	6/22/2022 7:24 PM
10	60431	6/22/2022 9:27 AM
11	60601	6/21/2022 5:39 PM
12	60002	6/20/2022 11:18 AM
13	60060	6/16/2022 9:24 AM
14	60126	6/16/2022 9:21 AM
15	60657	6/15/2022 9:09 PM
16	60098	6/15/2022 7:54 PM
17	61080	6/14/2022 11:20 PM
18	60035	6/11/2022 6:50 AM
19	35611	6/8/2022 7:22 PM
20	60045	6/8/2022 7:17 PM
21	60624	6/7/2022 10:00 PM
22	60045	6/7/2022 9:07 PM
23	90016	6/7/2022 8:38 PM
24	60646	6/6/2022 9:41 PM
25	60073	6/6/2022 11:00 AM
26	60616	6/2/2022 1:38 AM
27	60110	6/1/2022 9:49 PM
28	60085	6/1/2022 9:35 PM
29	62232	6/1/2022 8:43 PM
30	53151	6/1/2022 8:40 PM
31	60126	6/1/2022 6:30 PM
32	60140	6/1/2022 9:36 AM
33	60532	5/31/2022 7:58 AM

## Public Input Survey

34	38119	5/28/2022 6:11 PM
35	61612	5/27/2022 2:56 PM
36	60440	5/26/2022 10:20 PM
37	62220	5/26/2022 9:04 AM
38	60637	5/26/2022 6:41 AM
39	54729	5/25/2022 9:00 PM
40	62972	5/24/2022 4:35 PM
41	62943	5/23/2022 10:49 AM
42	62896	5/23/2022 5:31 AM
43	60636	5/23/2022 2:01 AM
44	60185	5/22/2022 8:52 PM
45	60133	5/18/2022 8:50 PM
46	60453	5/18/2022 5:35 PM
47	60638	5/18/2022 2:47 PM
48	62221	5/17/2022 12:18 PM
49	60649	5/16/2022 6:40 PM
50	60426	5/11/2022 5:39 PM
51	62301	5/11/2022 2:09 PM
52	60653	5/11/2022 6:02 AM
53	60629	5/10/2022 5:31 PM
54	60653	5/10/2022 3:54 PM
55	60634	5/10/2022 3:43 PM
56	60188	5/10/2022 3:04 PM
57	60014	5/6/2022 4:18 PM
58	60653	5/5/2022 4:39 PM
59	62932	5/5/2022 7:10 AM
60	60628	5/5/2022 6:16 AM
61	60478	5/4/2022 11:06 PM
62	46321	5/4/2022 10:02 PM
63	60644	5/4/2022 9:53 PM
64	60804	5/4/2022 9:42 PM
65	61115	5/4/2022 9:25 PM
66	60459	5/4/2022 9:24 PM
67	60620	5/4/2022 9:13 PM
68	60472	5/4/2022 8:49 PM
69	62305	5/4/2022 8:49 PM
70	60202	5/4/2022 8:48 PM
71	60827	5/4/2022 8:37 PM

## Public Input Survey

72	60067	5/4/2022 7:19 PM
73	46321	5/4/2022 6:59 PM
74	60067	5/4/2022 6:02 PM
75	60638	5/3/2022 6:47 PM
76	60659	5/3/2022 4:46 PM
77	60093	5/3/2022 4:36 PM
78	60637	5/3/2022 3:36 PM
79	62471	5/3/2022 8:28 AM
80	60302	5/2/2022 3:47 PM
81	61484	4/29/2022 10:16 PM
82	60612	4/29/2022 10:23 AM
83	60419	4/28/2022 6:57 PM
84	60561	4/27/2022 8:43 PM
85	60417	4/27/2022 8:40 PM
86	60177	4/27/2022 12:36 PM
87	60608	4/26/2022 9:49 PM
88	61301	4/26/2022 7:47 PM
89	61761	4/26/2022 4:31 PM
90	60004	4/26/2022 7:22 AM
91	61705	4/26/2022 7:05 AM
92	60193	4/26/2022 2:26 AM
93	60506	4/24/2022 8:03 AM
94	60098	4/22/2022 10:40 PM
95	62884	4/22/2022 7:54 PM
96	60901	4/22/2022 3:55 PM
97	60098	4/21/2022 9:43 PM
98	61341	4/21/2022 3:34 PM
99	60443	4/21/2022 12:56 PM
100	61109	4/21/2022 11:39 AM
101	60123	4/21/2022 11:29 AM
102	61061	4/21/2022 9:56 AM
103	60020	4/21/2022 7:32 AM
104	60452	4/21/2022 7:24 AM
105	62234	4/21/2022 7:22 AM
106	60408	4/21/2022 7:18 AM
107	61832	4/21/2022 7:05 AM
108	78247	4/21/2022 5:52 AM
109	60651	4/21/2022 4:35 AM

## Public Input Survey

110	60115	4/21/2022 12:30 AM
111	60139	4/20/2022 11:59 PM
112	61821	4/20/2022 10:22 PM
113	60173	4/20/2022 10:06 PM
114	60409	4/20/2022 10:00 PM
115	60441	4/20/2022 9:44 PM
116	31322	4/20/2022 9:36 PM
117	60503	4/20/2022 9:32 PM
118	60432	4/20/2022 8:54 PM
119	60417	4/20/2022 8:26 PM
120	60467	4/20/2022 8:02 PM
121	60440	4/20/2022 7:22 PM
122	60435	4/20/2022 5:45 PM
123	02140	4/20/2022 4:08 PM
124	60619	4/20/2022 2:32 PM
125	61072	4/20/2022 1:48 PM
126	60548	4/20/2022 1:47 PM
127	60041	4/20/2022 12:52 PM
128	60404	4/20/2022 11:25 AM
129	60655	4/20/2022 9:42 AM
130	61350	4/20/2022 9:40 AM
131	61842	4/20/2022 8:57 AM
132	62966	4/20/2022 8:55 AM
133	prefer not to say	4/20/2022 8:31 AM
134	62277	4/20/2022 8:15 AM
135	60564	4/20/2022 8:11 AM
136	60411	4/20/2022 8:07 AM
137	60506	4/20/2022 8:02 AM
138	60542	4/20/2022 7:32 AM
139	60647	4/20/2022 7:31 AM
140	36867	4/20/2022 7:28 AM
141	61241	4/20/2022 7:25 AM
142	60047	4/20/2022 7:02 AM
143	46167	4/20/2022 6:34 AM
144	61073	4/20/2022 6:04 AM
145	61115	4/20/2022 5:55 AM
146	60417	4/20/2022 5:50 AM
147	60005	4/20/2022 4:02 AM

## Public Input Survey

148	32073	4/20/2022 3:18 AM
149	62049	4/20/2022 2:25 AM
150	60013	4/20/2022 1:45 AM
151	60628-2952	4/20/2022 1:26 AM
152	62203	4/20/2022 1:25 AM
153	61761	4/20/2022 12:15 AM
154	60411	4/19/2022 11:38 PM
155	62016	4/19/2022 11:23 PM
156	60061	4/19/2022 11:14 PM
157	62526	4/19/2022 11:13 PM
158	60189	4/19/2022 11:07 PM
159	60637	4/19/2022 10:46 PM
160	60016	4/19/2022 10:01 PM
161	29063	4/19/2022 9:03 PM
162	60081	4/19/2022 8:52 PM
163	60440	4/18/2022 3:08 PM
164	60609	4/18/2022 12:53 PM
165	60585	4/17/2022 1:16 PM
166	62906	4/17/2022 11:08 AM
167	60102	4/16/2022 12:56 PM
168	20639	4/15/2022 8:16 AM
169	30620	4/15/2022 6:16 AM
170	60523	4/14/2022 1:56 PM
171	60617	4/14/2022 12:31 PM
172	60089	4/14/2022 6:51 AM
173	61231	4/13/2022 9:08 PM
174	62547	4/13/2022 5:10 PM
175	77380	4/13/2022 3:43 PM
176	62217	4/13/2022 2:23 PM
177	60014	4/12/2022 11:00 PM
178	60657	4/12/2022 4:23 PM
179	60410	4/11/2022 2:41 PM
180	60660	4/11/2022 2:24 PM
181	60187	4/10/2022 7:08 PM
182	61107	4/9/2022 4:34 PM
183	61109	4/8/2022 8:12 PM
184	60110	4/8/2022 8:00 PM
185	62812	4/8/2022 5:54 PM



## Public Input Survey

186	34434	4/7/2022 6:23 PM
187	62236	4/7/2022 4:24 PM
188	62298	4/7/2022 2:22 PM
189	60805	4/7/2022 11:09 AM
190	60051	4/7/2022 9:48 AM
191	60425	4/7/2022 9:38 AM
192	60409	4/7/2022 8:53 AM
193	61801	4/7/2022 6:32 AM
194	61701	4/7/2022 6:04 AM
195	60532	4/7/2022 5:53 AM
196	60192	4/7/2022 12:39 AM
197	61611	4/6/2022 9:57 PM
198	60188	4/6/2022 8:46 PM
199	61032	4/6/2022 8:43 PM
200	60188	4/6/2022 8:39 PM
201	61614	4/6/2022 8:36 PM
202	60016	4/6/2022 8:35 PM
203	60473	4/6/2022 8:28 PM
204	60538	4/6/2022 7:59 PM
205	61614	4/6/2022 7:44 PM
206	60133	4/6/2022 7:39 PM
207	62521	4/6/2022 7:23 PM
208	61455	4/6/2022 7:04 PM
209	60633	4/6/2022 6:59 PM
210	62702	4/6/2022 6:59 PM
211	62294	4/6/2022 6:58 PM
212	62702	4/6/2022 6:53 PM
213	60446	4/6/2022 4:44 PM
214	61832	4/6/2022 3:21 PM
215	60156	4/6/2022 2:52 PM
216	30135	4/6/2022 2:11 PM
217	60630	4/6/2022 1:54 PM
218	60506	4/6/2022 12:18 PM
219	60073	4/6/2022 11:49 AM
220	72370	4/6/2022 10:56 AM
221	60563	4/6/2022 10:53 AM
222	62898	4/6/2022 9:47 AM
223	62223	4/6/2022 9:15 AM

## Public Input Survey

224	60629	4/6/2022 5:13 AM
225	49651	4/6/2022 3:04 AM
226	62526	4/6/2022 1:51 AM
227	60099	4/6/2022 12:47 AM
228	46394	4/5/2022 10:24 PM
229	62301	4/5/2022 10:18 PM
230	60625	4/5/2022 9:56 PM
231	61410	4/5/2022 8:16 PM
232	62440	4/5/2022 7:39 PM
233	60615	4/5/2022 7:26 PM
234	62522	4/5/2022 7:11 PM
235	60623	4/5/2022 7:09 PM
236	60621	4/5/2022 7:06 PM
237	60515	4/5/2022 7:02 PM
238	60174	4/5/2022 6:01 PM
239	60046	4/5/2022 5:58 PM
240	62531	4/5/2022 5:28 PM
241	60649	4/5/2022 5:15 PM
242	62563	4/5/2022 5:10 PM
243	60445	4/5/2022 5:07 PM
244	60633	4/5/2022 4:57 PM
245	60532	4/5/2022 2:53 PM
246	61353	4/5/2022 1:11 PM
247	62966	4/5/2022 12:12 PM
248	61073	4/5/2022 11:55 AM
249	30005	4/5/2022 11:49 AM
250	61427	4/5/2022 11:26 AM
251	60644	4/5/2022 10:12 AM
252	61354	4/5/2022 10:08 AM
253	34761	4/5/2022 9:22 AM
254	62526	4/5/2022 9:14 AM
255	62704	4/5/2022 9:00 AM
256	21401	4/5/2022 8:49 AM
257	60073	4/5/2022 8:29 AM
258	60619	4/5/2022 8:24 AM
259	61364	4/5/2022 7:54 AM
260	53158	4/5/2022 7:38 AM
261	60062	4/5/2022 6:06 AM

## Public Input Survey

262	60046	4/5/2022 5:59 AM
263	61354	4/5/2022 5:21 AM
264	62002	4/5/2022 4:21 AM
265	61525	4/5/2022 12:22 AM
266	60411	4/5/2022 12:02 AM
267	60617	4/4/2022 10:57 PM
268	62242	4/4/2022 10:53 PM
269	60139	4/4/2022 10:51 PM
270	60178	4/4/2022 10:41 PM
271	60193	4/4/2022 10:21 PM
272	60411	4/4/2022 10:12 PM
273	60120	4/4/2022 9:30 PM
274	61611	4/4/2022 9:26 PM
275	60612	4/4/2022 9:24 PM
276	61554	4/4/2022 9:07 PM
277	62231	4/4/2022 9:01 PM
278	61856	4/4/2022 8:45 PM
279	62656	4/4/2022 8:38 PM
280	60451	4/4/2022 8:33 PM
281	60506	4/4/2022 8:31 PM
282	60561	4/4/2022 8:27 PM
283	60914	4/4/2022 8:14 PM
284	23434	4/4/2022 7:52 PM
285	61081	4/4/2022 7:50 PM
286	60112	4/4/2022 7:50 PM
287	62832	4/4/2022 7:42 PM
288	62056	4/4/2022 7:33 PM
289	32224	4/4/2022 7:28 PM
290	62553	4/4/2022 7:17 PM
291	60471	4/4/2022 7:16 PM
292	60188	4/4/2022 7:14 PM
293	60177	4/4/2022 7:10 PM
294	60707	4/4/2022 7:00 PM
295	60680	4/4/2022 6:44 PM
296	62221	4/4/2022 6:38 PM
297	61322	4/4/2022 6:34 PM
298	60406	4/4/2022 6:23 PM
299	60914	4/4/2022 6:20 PM

## Public Input Survey

300	60621	4/4/2022 6:18 PM
301	43229	4/4/2022 6:12 PM
302	60302	4/4/2022 5:47 PM
303	60153	4/4/2022 5:25 PM
304	60634	4/4/2022 5:18 PM
305	62220	4/4/2022 5:13 PM
306	62208	4/4/2022 4:59 PM
307	61265	4/4/2022 4:57 PM
308	62326	4/4/2022 4:53 PM
309	60633	4/4/2022 4:47 PM
310	60137	4/4/2022 4:45 PM
311	95822	4/4/2022 4:35 PM
312	60201	4/4/2022 4:25 PM
313	60160	4/4/2022 4:19 PM
314	60525	4/4/2022 4:08 PM
315	60517	4/4/2022 4:07 PM
316	60432	4/4/2022 4:02 PM
317	60622	4/4/2022 4:00 PM
318	60623	4/4/2022 3:55 PM
319	61231	4/4/2022 3:48 PM
320	61820	4/4/2022 3:32 PM
321	61480	4/4/2022 3:29 PM
322	60609	4/4/2022 3:28 PM
323	48213	4/4/2022 3:18 PM
324	60438	4/4/2022 3:17 PM
325	60623	4/4/2022 3:05 PM
326	62996	4/4/2022 2:48 PM
327	61455	4/4/2022 2:46 PM
328	61554	4/4/2022 2:46 PM
329	60637	4/4/2022 2:28 PM
330	60915	4/4/2022 2:27 PM
331	60013	4/4/2022 2:26 PM
332	60628	4/4/2022 2:24 PM
333	60304	4/4/2022 2:17 PM
334	61533	4/4/2022 2:11 PM
335	46356	4/4/2022 2:01 PM
336	60148	4/4/2022 1:55 PM
337	52722	4/4/2022 1:55 PM

## Public Input Survey

338	62821	4/4/2022 1:52 PM
339	60089	4/4/2022 1:50 PM
340	62568	4/4/2022 1:45 PM
341	32408	4/4/2022 1:44 PM
342	62952	4/4/2022 1:43 PM
343	60505	4/4/2022 1:39 PM
344	60633	4/4/2022 1:36 PM
345	60445	4/4/2022 1:27 PM
346	60140	4/4/2022 1:23 PM
347	60050	4/4/2022 1:10 PM
348	60402	4/4/2022 1:07 PM
349	61111	4/4/2022 1:07 PM
350	60805	4/4/2022 1:03 PM
351	60436	4/4/2022 12:59 PM
352	61615	4/4/2022 12:58 PM
353	61434	4/4/2022 12:56 PM
354	60443	4/4/2022 12:56 PM
355	60450	4/4/2022 12:54 PM
356	62294	4/4/2022 12:51 PM
357	60637	4/4/2022 12:48 PM
358	61938	4/4/2022 12:48 PM
359	60639	4/4/2022 12:47 PM
360	60174	4/4/2022 12:41 PM
361	60487	4/4/2022 12:33 PM
362	60085	4/4/2022 12:28 PM
363	60020	4/4/2022 12:27 PM
364	65560	4/4/2022 12:27 PM
365	61519	4/4/2022 12:23 PM
366	60181-1347	4/4/2022 12:20 PM
367	60416	4/4/2022 12:16 PM
368	60440	4/4/2022 12:15 PM
369	61254	4/4/2022 12:11 PM
370	62881	4/4/2022 12:11 PM
371	61565	4/4/2022 12:05 PM
372	60174	4/4/2022 12:02 PM
373	60177	4/4/2022 11:59 AM
374	60110	4/4/2022 11:56 AM
375	60443	4/4/2022 11:52 AM

## Public Input Survey

376	62233	4/4/2022 11:52 AM
377	61273	4/4/2022 11:49 AM
378	60177	4/4/2022 11:48 AM
379	62681	4/4/2022 11:45 AM
380	60622	4/4/2022 11:44 AM
381	61109	4/4/2022 11:42 AM
382	60302	4/4/2022 11:40 AM
383	60174	4/4/2022 11:38 AM
384	62702	4/4/2022 11:37 AM
385	60050	4/4/2022 11:36 AM
386	61101	4/4/2022 11:31 AM
387	60617	4/4/2022 11:28 AM
388	61525	4/4/2022 11:25 AM
389	60174	4/4/2022 11:23 AM
390	60010	4/4/2022 11:23 AM
391	62295	4/4/2022 11:22 AM
392	60115	4/4/2022 11:21 AM
393	60619	4/4/2022 11:16 AM
394	61080	4/4/2022 11:16 AM
395	60162	4/4/2022 11:13 AM
396	60475	4/4/2022 11:13 AM
397	60148	4/4/2022 11:13 AM
398	60510	4/4/2022 11:12 AM
399	62613	4/4/2022 11:11 AM
400	60607	4/4/2022 11:10 AM
401	60468	4/4/2022 11:10 AM
402	61525	4/4/2022 11:09 AM
403	60610	4/4/2022 11:09 AM
404	60202	4/4/2022 11:07 AM
405	28-300	4/4/2022 11:07 AM
406	33545	4/4/2022 11:05 AM
407	88001	4/4/2022 11:05 AM
408	60542	4/4/2022 11:02 AM
409	60007	4/4/2022 11:02 AM
410	61201	4/4/2022 11:01 AM
411	60134	4/4/2022 11:00 AM
412	60419	4/4/2022 11:00 AM
413	60115	4/4/2022 10:58 AM

## Public Input Survey

414	61270	4/4/2022 10:57 AM
415	61517	4/4/2022 10:55 AM
416	61068	4/4/2022 10:55 AM
417	60432	4/4/2022 10:55 AM
418	61265	4/4/2022 10:53 AM
419	61115	4/4/2022 10:53 AM
420	61920	4/4/2022 10:52 AM
421	60548	4/4/2022 10:52 AM
422	61938	4/4/2022 10:52 AM
423	60099	4/4/2022 10:52 AM
424	60561	4/4/2022 10:51 AM
425	62028	4/4/2022 10:49 AM
426	60510	4/4/2022 10:49 AM
427	60430	4/4/2022 10:49 AM
428	70363	4/4/2022 10:48 AM
429	60074	4/4/2022 10:48 AM
430	61772	4/4/2022 10:47 AM
431	62526	4/4/2022 10:47 AM
432	60617	4/4/2022 10:46 AM
433	60649	4/4/2022 10:43 AM
434	60586	4/4/2022 10:42 AM
435	98019	4/4/2022 10:41 AM
436	60201	4/4/2022 10:41 AM
437	60451	4/4/2022 10:41 AM
438	61201	4/4/2022 10:41 AM
439	60031	4/4/2022 10:41 AM
440	62684	4/4/2022 10:40 AM
441	61109	4/4/2022 10:39 AM
442	62018	4/4/2022 10:38 AM
443	61873	4/4/2022 10:38 AM
444	60901	4/4/2022 10:38 AM
445	53151	4/4/2022 10:38 AM
446	60178	4/4/2022 10:38 AM
447	60561	4/4/2022 10:37 AM
448	61032	4/4/2022 10:37 AM
449	60478	4/4/2022 10:36 AM
450	60067	4/4/2022 10:35 AM
451	60805	4/4/2022 10:34 AM

## Public Input Survey

452	62037	4/4/2022 10:33 AM
453	60502	4/4/2022 10:33 AM
454	60033	4/4/2022 10:32 AM
455	60502	4/4/2022 10:32 AM
456	60133	4/4/2022 10:32 AM
457	61265	4/4/2022 10:31 AM
458	60959	4/4/2022 10:31 AM
459	62226	4/4/2022 10:30 AM
460	62801-3345	4/4/2022 10:29 AM
461	60445	4/4/2022 10:29 AM
462	60561	4/4/2022 10:29 AM
463	61361	4/4/2022 10:28 AM
464	60443	4/4/2022 10:27 AM
465	60013	4/4/2022 10:26 AM
466	61048	4/4/2022 10:26 AM
467	60606	4/4/2022 10:25 AM
468	34420	4/4/2022 10:24 AM
469	60302	4/4/2022 10:24 AM
470	62025	4/4/2022 10:23 AM
471	60411	4/4/2022 10:23 AM
472	60565	4/4/2022 10:23 AM
473	61603	4/4/2022 10:22 AM
474	60626	4/4/2022 10:22 AM
475	60099	4/4/2022 10:20 AM
476	60074	4/4/2022 10:20 AM
477	60201	4/4/2022 10:19 AM
478	50023	4/4/2022 10:16 AM
479	61604	4/4/2022 10:14 AM
480	60409	4/4/2022 10:14 AM
481	60446	4/4/2022 10:14 AM
482	62703	4/4/2022 10:09 AM
483	61832	4/4/2022 10:08 AM
484	60014	4/4/2022 10:08 AM
485	60620	4/4/2022 10:08 AM
486	61832	4/4/2022 10:07 AM
487	60624	4/4/2022 10:05 AM
488	60545	4/4/2022 10:04 AM
489	60462	4/4/2022 10:04 AM



## Public Input Survey

490	60181	4/4/2022 10:04 AM
491	60565	4/4/2022 10:03 AM
492	60616	4/4/2022 10:03 AM
493	60403	4/4/2022 10:03 AM
494	60637	4/4/2022 10:03 AM
495	60441	4/4/2022 9:59 AM
496	61701	4/4/2022 9:54 AM
497	60106	4/4/2022 9:51 AM
498	60304	4/4/2022 9:50 AM
499	62526	4/4/2022 9:47 AM
500	61920	4/4/2022 9:45 AM
501	62420	4/4/2022 9:42 AM
502	62890	4/3/2022 10:39 PM
503	62684	4/1/2022 10:40 AM
504	60612	4/1/2022 7:25 AM
505	61749	3/31/2022 4:54 PM
506	62454	3/30/2022 11:18 AM
507	92806	3/29/2022 3:22 PM
508	78641 (formerly 62208)	3/24/2022 3:05 PM
509	60611	3/24/2022 1:02 PM
510	60181	3/24/2022 10:35 AM
511	60160	3/18/2022 11:26 AM
512	60133	3/16/2022 10:31 PM
513	60423	3/16/2022 9:27 AM
514	60133	3/15/2022 4:38 PM
515	60440	3/15/2022 3:13 AM
516	60004	3/11/2022 6:03 AM
517	61612	3/9/2022 10:01 PM
518	60430	3/9/2022 8:48 PM
519	60503	3/9/2022 6:27 PM
520	60471	3/2/2022 9:52 PM
521	60523	3/2/2022 8:36 PM
522	62568	2/25/2022 10:51 AM
523	61101	2/22/2022 6:38 PM
524	62704	2/22/2022 2:53 PM
525	62629	2/22/2022 12:42 PM
526	60523	2/18/2022 12:51 PM
527	60452	2/17/2022 8:22 PM

## Public Input Survey

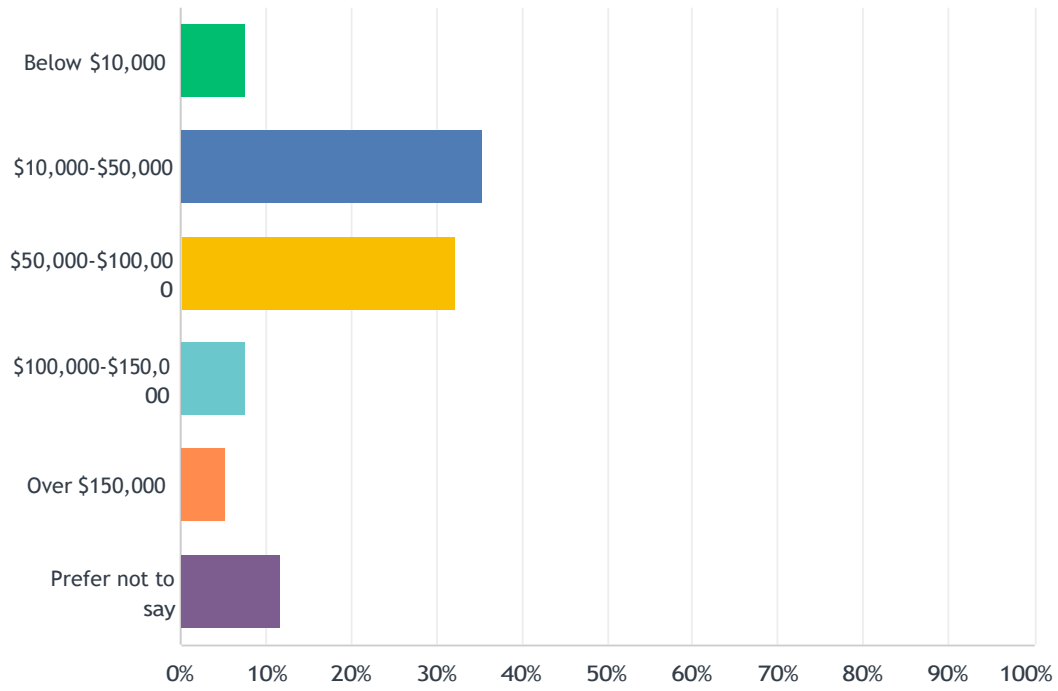
528	61853	2/17/2022 1:55 PM
529	62568	2/17/2022 9:24 AM
530	60659	2/17/2022 7:20 AM
531	60651	2/16/2022 7:02 PM
532	60612	2/16/2022 5:08 PM
533	62301	2/16/2022 4:28 PM
534	60140	2/15/2022 3:31 PM
535	61356	2/13/2022 10:49 AM
536	60130	2/10/2022 11:09 AM
537	62052	2/10/2022 11:07 AM
538	60540	2/10/2022 10:00 AM
539	60089	2/9/2022 9:13 PM
540	62670	2/9/2022 3:04 PM
541	60612	2/8/2022 10:46 PM
542	62959	2/4/2022 11:42 AM
543	60441	2/4/2022 7:46 AM
544	61822	2/1/2022 10:14 AM
545	62670	1/31/2022 4:58 PM
546	62684	1/31/2022 12:42 PM
547	61614	1/31/2022 9:17 AM
548	62832	1/31/2022 8:50 AM
549	99999	1/31/2022 8:39 AM
550	62712	1/31/2022 8:28 AM
551	62629	1/28/2022 3:58 PM
552	62712	1/28/2022 3:26 PM
553	62702	1/28/2022 2:56 PM
554	61604	1/28/2022 11:20 AM
555	62557	1/28/2022 9:04 AM
556	62684	1/28/2022 8:52 AM
557	62704	1/28/2022 8:39 AM
558	61843	1/28/2022 8:03 AM
559	62702	1/27/2022 4:38 PM
560	60625	1/27/2022 4:37 PM
561	62702	1/27/2022 3:55 PM
562	60540	1/27/2022 3:39 PM
563	62704	1/27/2022 3:09 PM
564	60402	1/27/2022 3:02 PM
565	62704	1/27/2022 3:00 PM

## Public Input Survey

566	62704	1/27/2022 2:57 PM
567	62626	1/27/2022 2:49 PM
568	62561	1/27/2022 2:38 PM
569	61614	1/27/2022 2:36 PM
570	60647	1/27/2022 2:11 PM
571	62703	1/27/2022 2:03 PM
572	62703	1/27/2022 1:49 PM
573	62629	1/27/2022 1:43 PM
574	62707	1/27/2022 1:43 PM
575	62712	1/27/2022 1:41 PM
576	62704	1/27/2022 1:34 PM
577	62701	1/27/2022 1:17 PM
578	62712	1/27/2022 1:15 PM
579	62707	1/27/2022 1:15 PM
580	62301	1/27/2022 1:12 PM
581	62704	1/27/2022 1:11 PM
582	60502	1/27/2022 1:09 PM
583	62626	1/27/2022 1:06 PM
584	62626	1/27/2022 1:04 PM
585	62832	1/27/2022 1:02 PM
586	60403	1/27/2022 1:02 PM
587	60504	1/27/2022 1:00 PM
588	62703	1/27/2022 1:00 PM
589	62704	1/27/2022 1:00 PM
590	62832	1/27/2022 12:59 PM
591	62704	1/27/2022 12:58 PM
592	62677	1/26/2022 4:33 PM
593	62677	1/25/2022 11:30 AM
594	62711	1/25/2022 11:24 AM
595	62711	1/25/2022 11:18 AM
596	Af234	1/25/2022 8:59 AM
597	Ar6711	1/25/2022 8:56 AM
598	62704	1/25/2022 8:08 AM
599	60613	1/20/2022 2:27 PM
600	62558	1/7/2022 4:40 PM

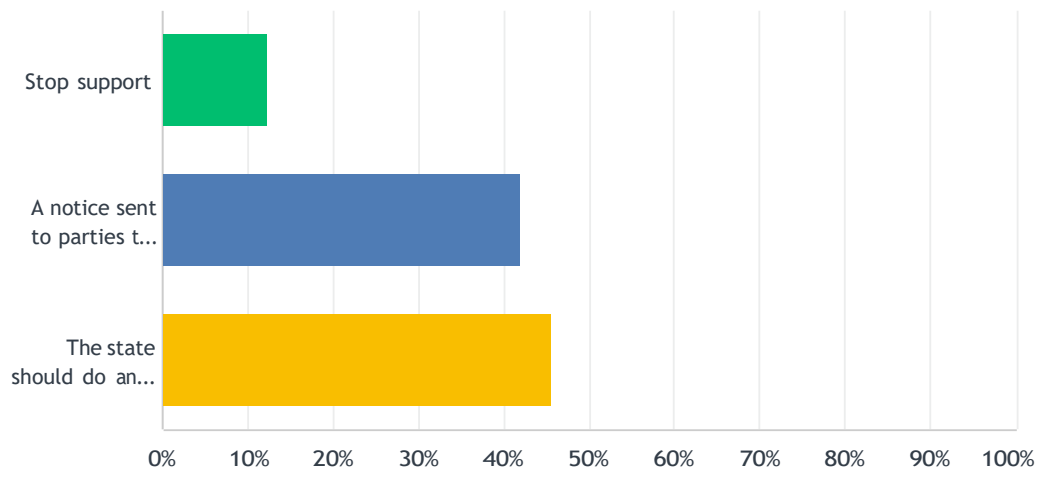
## Q7 Household income?

Answered: 611 Skipped: 3



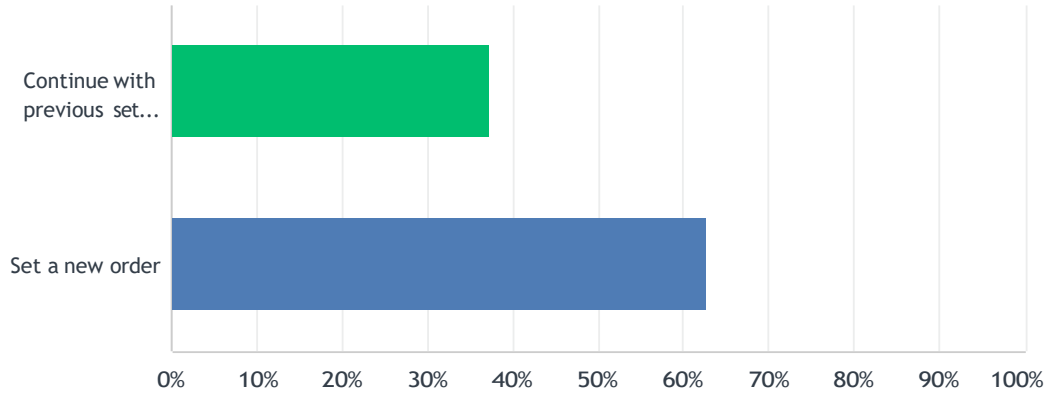
### Q8 How should support be addressed with an incarcerated individual?

Answered: 570 Skipped: 44



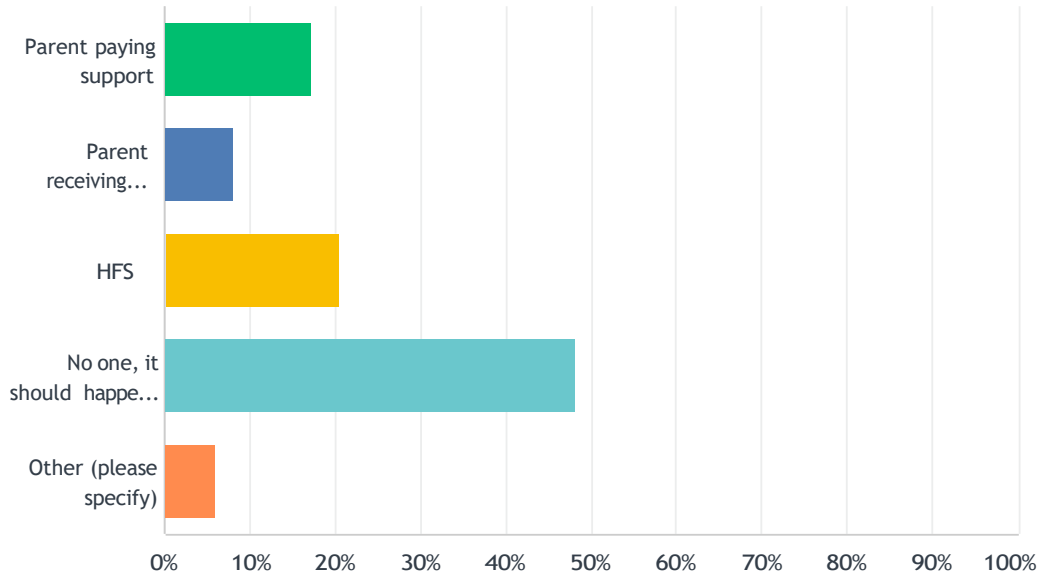
## Q9 Upon release of the incarcerated individual, how should support be addressed?

Answered: 576 Skipped: 38



## Q10 Upon release of the incarcerated individual, who should be responsible for taking the action to continue with previous set amount or set a new order?

Answered: 579 Skipped: 35



#	OTHER (PLEASE SPECIFY)	DATE
1	all three parent paying, parent receiving and HFS	6/8/2022 7:25 PM
2	I don't believe the previous order should apply because more than likely a person won't have the same job they had before previously being incarcerated. Sometimes they have no job and sometimes they received training for a job before release nevertheless the income won't be the same so a new order must be set in place upon release.	5/27/2022 3:00 PM
3	If HFS initiates the modification for incarcerated then HFS should file to raise and notify CP when prison is over that a filing may be warranted	5/26/2022 9:10 AM
4	This is crazy! Support should not be stopped unless a death occurs and even then there should be a way to collect what is owed. Keep brainstorming because this isn't it in my opinion.	5/17/2022 12:20 PM
5	HFS, esp as govt can best keep track of whereabouts of those newly released from prison	5/4/2022 8:51 PM
6	Parent entitled to support should be able to work with HFS to determine what is fair and retroactive	5/4/2022 7:24 PM
7	Continue paying support	4/26/2022 7:23 AM
8	parents and court	4/20/2022 8:32 AM
9	Depends if payer or payee is incarcerated	4/20/2022 7:04 AM
10	whoever is in charge of this program that has access to all information or address needed.	4/12/2022 4:26 PM
11	Court room decision	4/5/2022 5:59 PM
12	not sure	4/5/2022 12:13 PM

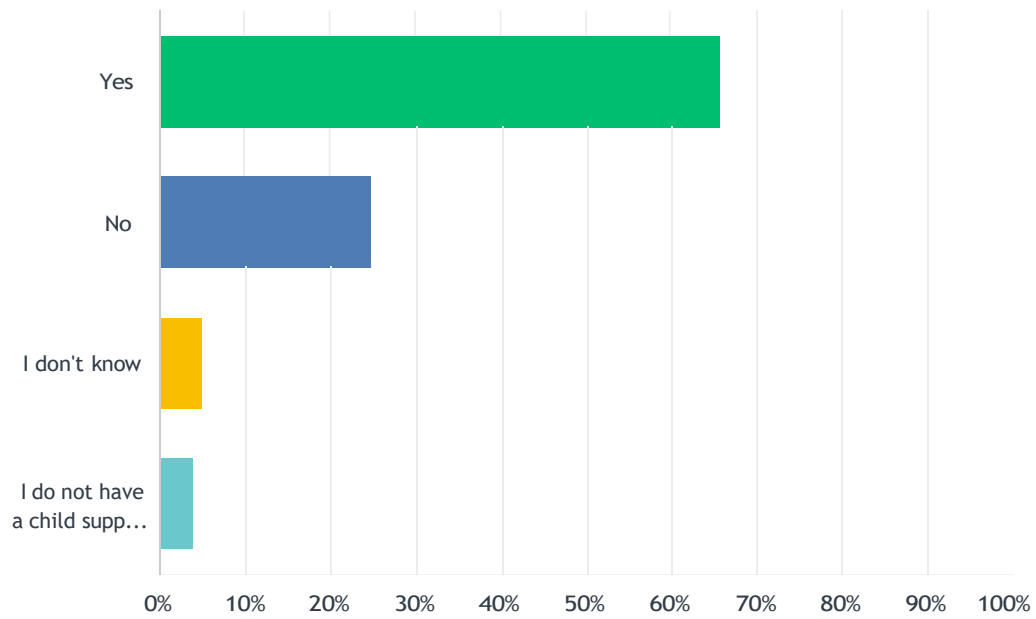
Public Input Survey

13	HFS aslong the parent paying has a steady income	4/5/2022 10:14 AM
14	Court system	4/5/2022 6:02 AM
15	Make support part of conditions for release, make new order	4/5/2022 12:26 AM
16	If it doesn't happen automatically, then the parent responsible for paying should take it upon themself to continue paying what was expected before incarceration. The children and other parent should not have to suffer financially because the person was incarcerated.	4/4/2022 8:33 PM
17	All parties involved, including HFS	4/4/2022 5:20 PM
18	The criminal	4/4/2022 12:55 PM
19	All parties	4/4/2022 12:34 PM
20	Both parents should take action.	4/4/2022 12:25 PM
21	Parent paying support, as a condition of release	4/4/2022 10:55 AM
22	Contigent upon employment	4/4/2022 10:43 AM
23	Should be a hearing scheduled for parties	4/4/2022 10:10 AM
24	No experience with this	4/4/2022 9:51 AM
25	once a person is released they should make contact with the HFS and upon securing a job, or income producing work then a hearing for modification should be held to determine the correct amount to give for child support	3/29/2022 3:25 PM
26	An incarcerated individual will have a lot of difficulty finding a job and will have to likely provide for their children while they are with that person. Reestablishment of support should be VERY sensitive because the economic considerations will be very different than pre-incarceration.	3/24/2022 3:07 PM
27	Department of Corrections should notify DCSS that the person was released from incarceration.	2/17/2022 9:25 AM
28	HFS, but NOT at the circuit court by the States Atty.	2/13/2022 10:53 AM
29	The parent paying support should be given a certain amount of time to find employment if it was lost due to being incarcerated. Once that time frame has been reached, the parent paying support should have the responsibility to have a new order set. Otherwise, it will default to the previous set amount.	1/31/2022 9:24 AM
30	I want to say automatically, however that is not realistic. Someone has to be responsible to ensure the process it started. A couple of thoughts here... It is not the child/PRS fault that the PPS was incarcerated so why do they get punished because the PPS committed crime? The PPS goes to jail so therefore has no further responsibility to support the child during that time? It just doesn't seem fair. I realize they may not have the means to pay, however I am just not 100% on board with automatically establishing a zero dollar order. Inmates also have the opportunity to work so why can't they pay at least some support out of that?	1/28/2022 9:17 AM
31	Ideally the last, but that creates a responsibility issue. Rather, HFS should be responsible for mods on order below a certain financial amount. This ensures special cases may be handled by PPS/PRS, but other cases may be handled faster by HFS to prevent a period of no support or support in excess of income.	1/27/2022 1:25 PM
32	I think their should be some type of report that we get with shows the NCP has been released, then we can refer the case for the modification to the SAO, but allow us to sign the petitions.	1/27/2022 1:04 PM
33	It should reinstate automatically after a specified time unless a modification if requested to evaluate the previous support amount.	1/27/2022 1:03 PM
34	2222	1/25/2022 11:18 AM



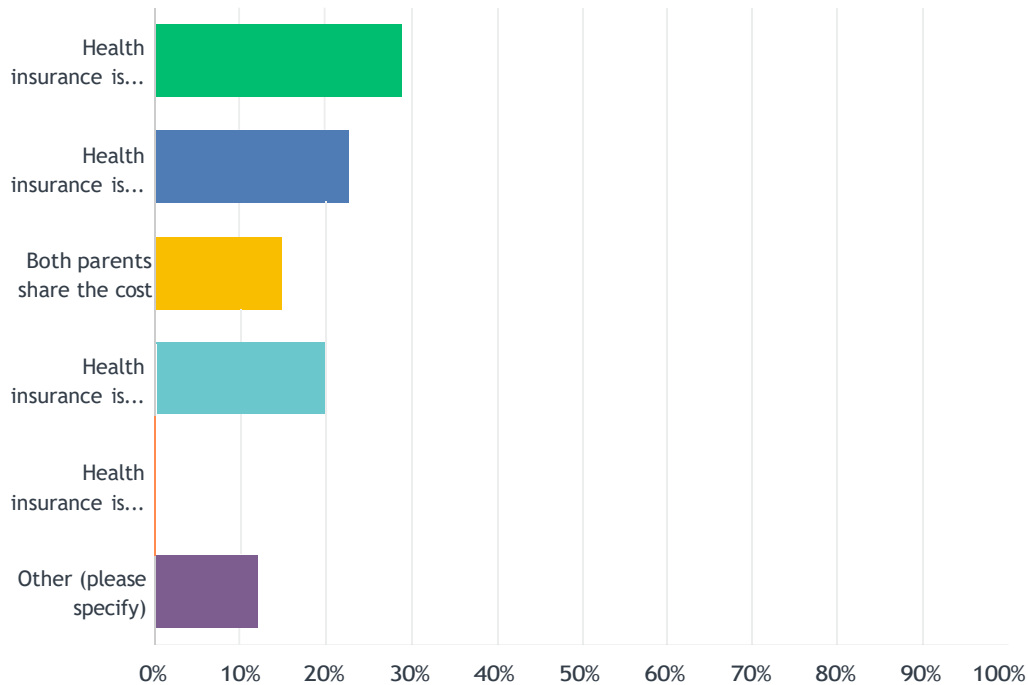
## Q11 Was health insurance addressed in your order?

Answered: 555 Skipped: 59



## Q12 Who was responsible for providing insurance? (Choose one)

Answered: 553 Skipped: 61



#	OTHER (PLEASE SPECIFY)	DATE
1	don't know on the order. I custodial provided all I could.	6/15/2022 9:11 PM
2	It was ordered that he provide insurance, although he does not comply.	6/1/2022 8:45 PM
3	I don't have an order	5/26/2022 9:10 AM
4	Both parents were to share cost, however non custodial parent has never contributed	5/26/2022 6:43 AM
5	It is presently undecided	5/22/2022 8:57 PM
6	At the time of my divorce, I was working so I continued paying health insurance till this day. Father barely pays child support.	5/18/2022 5:37 PM
7	The non-custodial parent played around with the system so much and so well that I applied for a medical card and thank you Jesus, I was able to receive it.	5/17/2022 12:22 PM
8	Provided by me/receiving and HFS.	5/10/2022 3:56 PM
9	court order for parent paying support, but this is not enforced or carried by parent	5/6/2022 4:20 PM
10	The court order stated both parents but the other parent went to court and stated she was low income to get more money and asked for the state to pay for insurance she applied for that dad already had the children on medical and he ended up paying the state insurance and his employer	5/4/2022 9:28 PM
11	One order is Medicaid, I pay insurance in the other order	5/4/2022 8:51 PM
12	They removed the health insurance from my case	5/4/2022 8:40 PM
13	Parent paying with portion not covered split between both parents	5/4/2022 7:25 PM

Public Input Survey

14	The father	4/26/2022 7:24 AM
15	Parent who has insurance/ best insurance	4/21/2022 9:57 AM
16	The one paying support is supposed to but he doesn't.	4/21/2022 7:21 AM
17	Father was ordered but never provided it. Some years I had employer benefits but father never contributed to paying for it.	4/20/2022 8:04 PM
18	Insurance provided by parent receiving support; half is reimbursed by the other parent most of the time	4/20/2022 8:16 AM
19	Required for the child support paying parent, but child winds up being daily covered bc my plan is more comprehensive and rules applied make my plan primary	4/20/2022 5:55 AM
20	Hes ordered to pay but they have medicaid he don't pay anything	4/13/2022 5:15 PM
21	Custodial parent provided insurance, not support was ordered	4/13/2022 3:44 PM
22	i don't know if the order specified. i, the custodial parent have been the only one to provide insurance.	4/12/2022 4:27 PM
23	The one with best insurance if employer offers affordability	4/10/2022 7:11 PM
24	Parent providing support was supposed to care support but doesn't	4/8/2022 8:04 PM
25	Both parents are required to have insurance for the children. Waste of resources.	4/7/2022 8:55 AM
26	Waiting for court date. Illinois has had my paperwork for 3 years now.	4/6/2022 8:32 PM
27	Health insurance provided by custodial parent not receiving support	4/6/2022 4:46 PM
28	Parent received child support paid (me) and mother was to pay half of all out of pocket	4/5/2022 7:42 PM
29	Both parents provided	4/5/2022 1:12 PM
30	The health insurance decision should be whatever the most logical and fair option is, on a case-by-case basis.	4/5/2022 12:14 PM
31	Health insurance was supposed to be provided by my ex-husband but he never worked so I had to work & pay extra every month for my children's health insurance.	4/5/2022 11:52 AM
32	Neither party was required to have health insurance. But i presented my health insurance	4/5/2022 10:17 AM
33	A joke; because biodad sperm donor "can't" afford it, the state steps in. ENFORCEMENT on the NCP should be made!	4/5/2022 10:10 AM
34	If employment covers kids parent who works there. But watch for abuse of medical. Ex payed cash for medical treatment, gave bill to judge showing full amount owed, judge orders payment of half the bill, then she submitted the cash bill to the insurance company for payment of their part. Between the two payments she made hundred of dollars in cash just by going to unessary visits	4/5/2022 12:41 AM
35	Medicare and my insurance towards end.	4/4/2022 10:57 PM
36	He pays i get no support	4/4/2022 8:34 PM
37	Parent paying was to pay coverage then remaining is split however it would start for a few weeks then stop continually making it difficult to ensure children are covered. No actions have been taken against inconsistent and or non existent support for over 17 years.	4/4/2022 7:53 PM
38	It was not addressed.	4/4/2022 7:34 PM
39	parent paying support to provide insurance, both parents split costs not covered 50-50	4/4/2022 7:19 PM
40	Original order parent receiving support supplied and payer paid half via support order. New order did not address parent receiving support covers full cost	4/4/2022 5:15 PM
41	The parent who has the child	4/4/2022 4:03 PM
42	Non custodial is responsible but refuses to provide it!	4/4/2022 1:56 PM
43	Court ordered parent paying support but receiving parent never received insurance card so	4/4/2022 1:07 PM

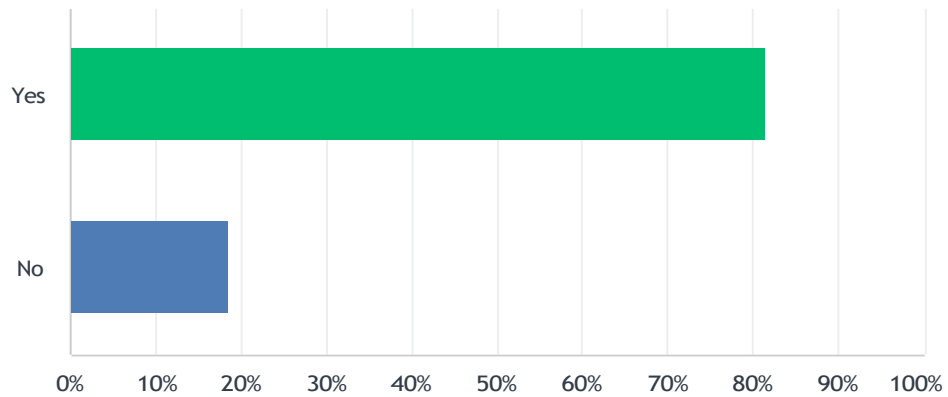
Public Input Survey

couldn't use it. When calling child support for help they give you the insurance company but tell you to call them for insurance card. When you call insurance company you have to be the primary insurance holder for them to give you any information. Therefore, child has health insurance under the father but the mother can never utilize it if the father don't provide an insurance card nor does, the health insurance company or child support office.

44	Parent getting support carried insurance and both parties were to share extra costs	4/4/2022 12:51 PM
45	NCP PAID FOR THE INSURANCE. CUSTODIAL PARENT NEVER USED IT BECAUSE SHE WAS ON STATE SUPPLIED INSURANCE.	4/4/2022 12:28 PM
46	My husband handles our insurance. Medicaid before that.	4/4/2022 11:47 AM
47	other	4/4/2022 11:39 AM
48	I pay by me the parent receiving support and also, he pays for medicaid. But I pay a higher premium than him	4/4/2022 11:24 AM
49	Insurance supposed to be payed by parent paying support but he doesn't	4/4/2022 10:40 AM
50	custodial parent	4/4/2022 10:40 AM
51	Insurance is through Public Aid but I still have to pay the monthly fee and all the copays for the insurance even though the order has the non-custodial parent paying health insurance	4/4/2022 10:28 AM
52	Divorce court determined health insurance by non-custodial parent	4/4/2022 10:12 AM
53	Other parent paying support was unable to provide insurance so it was my responsibility (person receiving support) to provide insurance	4/4/2022 10:05 AM
54	Each parent carried it	3/31/2022 4:57 PM
55	Waiting on order	3/30/2022 11:20 AM
56	Both parents, and it was an exceptional waste of money as Tricare covered all the costs, and the other parents insurance did nothing as a secondary provider.	3/24/2022 3:07 PM
57	NA	2/17/2022 7:22 AM
58	n/a	2/10/2022 10:01 AM
59	the parent receiving child support paying \$100/mo for health insurance, then he goes files \$15,000 charges against me in court for bogus expenses including medical expenses. He's the one receiving Explanation of Benefits and making decisions, yet never provides EOB to a paying child support parent. For example, receiving child support parent who is paying insurance premiums takes the child to a doctor and pays \$600 out of his pocket. Then he adds the \$600 to ask of the other parent to pay a half of. He, in the meantime, files a claim with insurance which the other parent has no access to, and gets reimbursed \$550. Yet there is no way for the other parent to prove it, while being screwed for accumulated halves of 100% bills (before even applying insurance)	2/9/2022 9:31 PM
60	never had a support order	1/31/2022 8:40 AM
61	do not have any CS order	1/27/2022 4:39 PM
62	I do not have an order	1/27/2022 3:41 PM
63	I do not have a child support order	1/27/2022 3:04 PM
64	I attended this conference as an HFS employee, not a member of the public, and do not have a	1/27/2022 1:25 PM
65	not addressed	1/27/2022 1:18 PM
66	Initially a lot of orders don't address medical, then the cp had to ask for it to be addressed after the fact. But the NCP's never keep insurance after initially showing they have it.	1/27/2022 1:09 PM
67	I am not a client	1/27/2022 1:07 PM
68	na	1/27/2022 1:03 PM

**Q13 Generally, you would be legally responsible for your biological children, adopted children, or children for whom you were given custody/allocation of parental responsibility by a court or court ordered to provide support. Do you support a child(ren) that you are legally responsible for?**

Answered: 510 Skipped: 104



## Q14 How many children are you legally responsible for?

Answered: 502 Skipped: 112

#	RESPONSES	DATE
1	1	9/7/2022 3:56 AM
2	1	8/1/2022 3:27 PM
3	1	8/1/2022 4:23 AM
4	2	7/10/2022 8:11 PM
5	2	7/5/2022 5:43 PM
6	3	6/28/2022 8:46 PM
7	1	6/22/2022 7:27 PM
8	1	6/22/2022 9:32 AM
9	4	6/21/2022 5:41 PM
10	3	6/20/2022 11:20 AM
11	3	6/16/2022 9:25 AM
12	0	6/15/2022 9:13 PM
13	3	6/15/2022 7:56 PM
14	2	6/14/2022 11:24 PM
15	2	6/11/2022 6:51 AM
16	3	6/8/2022 7:27 PM
17	2	6/8/2022 7:20 PM
18	1	6/7/2022 10:02 PM
19	2	6/7/2022 9:09 PM
20	4	6/7/2022 8:40 PM
21	1	6/6/2022 9:43 PM
22	0	6/6/2022 11:03 AM
23	2	6/2/2022 1:40 AM
24	3	6/1/2022 10:47 PM
25	4	6/1/2022 8:46 PM
26	0	6/1/2022 8:44 PM
27	3	6/1/2022 6:32 PM
28	One now	5/27/2022 3:02 PM
29	2	5/26/2022 10:22 PM
30	1	5/26/2022 9:10 AM
31	1	5/26/2022 6:43 AM
32	2	5/25/2022 9:02 PM
33	5	5/24/2022 4:37 PM

## Public Input Survey

34	2	5/23/2022 10:50 AM
35	2	5/23/2022 5:32 AM
36	3	5/23/2022 2:07 AM
37	Two	5/22/2022 8:59 PM
38	2	5/18/2022 8:53 PM
39	1	5/18/2022 5:52 PM
40	1	5/18/2022 5:38 PM
41	1	5/16/2022 6:41 PM
42	1	5/11/2022 8:54 PM
43	1	5/11/2022 5:42 PM
44	1	5/11/2022 2:23 PM
45	3	5/11/2022 6:05 AM
46	3	5/10/2022 5:33 PM
47	1	5/10/2022 3:58 PM
48	2	5/10/2022 3:46 PM
49	3	5/10/2022 3:08 PM
50	1	5/6/2022 4:21 PM
51	2	5/5/2022 4:44 PM
52	1	5/5/2022 7:12 AM
53	1	5/4/2022 11:08 PM
54	5	5/4/2022 10:05 PM
55	1	5/4/2022 9:50 PM
56	5	5/4/2022 9:30 PM
57	0	5/4/2022 9:29 PM
58	3	5/4/2022 9:14 PM
59	2	5/4/2022 8:56 PM
60	4	5/4/2022 8:52 PM
61	0	5/4/2022 8:51 PM
62	2	5/4/2022 8:43 PM
63	0	5/4/2022 7:28 PM
64	5	5/4/2022 7:01 PM
65	2	5/4/2022 6:04 PM
66	2	5/3/2022 6:55 PM
67	1	5/3/2022 4:49 PM
68	3	5/3/2022 4:37 PM
69	1	5/3/2022 3:38 PM
70	0	5/3/2022 8:30 AM
71	1	5/2/2022 3:49 PM

## Public Input Survey

72	4	4/29/2022 10:19 PM
73	1	4/29/2022 10:24 AM
74	4	4/27/2022 8:46 PM
75	1	4/27/2022 8:44 PM
76	2	4/27/2022 12:41 PM
77	1	4/26/2022 9:52 PM
78	3	4/26/2022 7:50 PM
79	1	4/26/2022 7:25 AM
80	1	4/26/2022 7:07 AM
81	1	4/26/2022 2:29 AM
82	1	4/22/2022 10:43 PM
83	3	4/22/2022 7:56 PM
84	2	4/22/2022 3:57 PM
85	4	4/21/2022 9:46 PM
86	5	4/21/2022 3:39 PM
87	6	4/21/2022 1:01 PM
88	3	4/21/2022 11:31 AM
89	1	4/21/2022 9:59 AM
90	1	4/21/2022 7:34 AM
91	4	4/21/2022 7:23 AM
92	2	4/21/2022 7:22 AM
93	1	4/21/2022 5:56 AM
94	1	4/21/2022 4:39 AM
95	2	4/21/2022 12:38 AM
96	3	4/21/2022 12:03 AM
97	2	4/20/2022 10:24 PM
98	4	4/20/2022 10:03 PM
99	2	4/20/2022 9:47 PM
100	one	4/20/2022 9:39 PM
101	2	4/20/2022 9:33 PM
102	One	4/20/2022 8:58 PM
103	1	4/20/2022 8:30 PM
104	2	4/20/2022 7:25 PM
105	2	4/20/2022 5:47 PM
106	0	4/20/2022 4:09 PM
107	4	4/20/2022 2:38 PM
108	1	4/20/2022 1:51 PM
109	2	4/20/2022 1:48 PM



## Public Input Survey

110	0	4/20/2022 12:55 PM
111	3	4/20/2022 11:27 AM
112	4	4/20/2022 9:44 AM
113	2	4/20/2022 9:41 AM
114	2	4/20/2022 8:58 AM
115	2	4/20/2022 8:57 AM
116	2	4/20/2022 8:34 AM
117	1	4/20/2022 8:33 AM
118	1	4/20/2022 8:11 AM
119	4	4/20/2022 8:04 AM
120	2	4/20/2022 7:34 AM
121	4	4/20/2022 7:33 AM
122	1	4/20/2022 7:32 AM
123	1	4/20/2022 7:27 AM
124	2	4/20/2022 7:08 AM
125	4	4/20/2022 6:38 AM
126	1	4/20/2022 6:06 AM
127	2	4/20/2022 5:58 AM
128	1	4/20/2022 5:57 AM
129	2	4/20/2022 4:07 AM
130	0	4/20/2022 3:20 AM
131	0	4/20/2022 2:35 AM
132	2	4/20/2022 1:48 AM
133	4	4/20/2022 1:46 AM
134	3	4/20/2022 1:28 AM
135	3	4/20/2022 12:17 AM
136	2	4/19/2022 11:44 PM
137	2	4/19/2022 11:25 PM
138	5	4/19/2022 11:17 PM
139	1	4/19/2022 11:09 PM
140	1	4/19/2022 10:48 PM
141	2	4/19/2022 10:02 PM
142	2	4/19/2022 9:05 PM
143	2	4/19/2022 8:53 PM
144	1	4/18/2022 3:21 PM
145	5	4/18/2022 12:55 PM
146	2	4/17/2022 1:18 PM
147	2	4/17/2022 11:10 AM

## Public Input Survey

148	1	4/16/2022 12:58 PM
149	3	4/15/2022 8:22 AM
150	2	4/15/2022 6:18 AM
151	1	4/14/2022 1:58 PM
152	1	4/14/2022 12:33 PM
153	1	4/14/2022 7:00 AM
154	2	4/13/2022 8:42 PM
155	2	4/13/2022 5:15 PM
156	1	4/13/2022 3:45 PM
157	5	4/13/2022 2:25 PM
158	1	4/12/2022 11:03 PM
159	no minor children at this time.	4/12/2022 4:28 PM
160	1	4/11/2022 2:44 PM
161	1	4/11/2022 2:26 PM
162	1	4/10/2022 7:13 PM
163	1	4/9/2022 4:37 PM
164	3	4/9/2022 1:21 PM
165	2	4/8/2022 8:14 PM
166	2	4/8/2022 8:05 PM
167	2	4/8/2022 5:56 PM
168	1	4/7/2022 4:27 PM
169	2	4/7/2022 2:25 PM
170	4	4/7/2022 11:11 AM
171	2	4/7/2022 9:50 AM
172	5	4/7/2022 9:40 AM
173	2	4/7/2022 8:57 AM
174	2	4/7/2022 6:34 AM
175	3	4/7/2022 6:06 AM
176	1	4/7/2022 5:55 AM
177	3	4/6/2022 9:59 PM
178	1	4/6/2022 8:47 PM
179	5	4/6/2022 8:44 PM
180	1	4/6/2022 8:43 PM
181	4	4/6/2022 8:38 PM
182	1	4/6/2022 8:37 PM
183	1	4/6/2022 8:32 PM
184	2	4/6/2022 8:01 PM
185	1	4/6/2022 7:47 PM

## Public Input Survey

186	1	4/6/2022 7:41 PM
187	1	4/6/2022 7:27 PM
188	1	4/6/2022 7:01 PM
189	1	4/6/2022 7:00 PM
190	1	4/6/2022 6:56 PM
191	Children are now grown and independent	4/6/2022 4:49 PM
192	2	4/6/2022 3:28 PM
193	2	4/6/2022 1:56 PM
194	2	4/6/2022 12:21 PM
195	1	4/6/2022 11:51 AM
196	3	4/6/2022 11:00 AM
197	1	4/6/2022 10:55 AM
198	4	4/6/2022 9:49 AM
199	3	4/6/2022 9:18 AM
200	3	4/6/2022 5:15 AM
201	1	4/6/2022 3:07 AM
202	One	4/6/2022 1:53 AM
203	3	4/6/2022 12:50 AM
204	2	4/5/2022 10:29 PM
205	1	4/5/2022 10:22 PM
206	3	4/5/2022 9:49 PM
207	2	4/5/2022 8:20 PM
208	3	4/5/2022 7:43 PM
209	3	4/5/2022 7:31 PM
210	1	4/5/2022 7:14 PM
211	5	4/5/2022 7:14 PM
212	3	4/5/2022 7:11 PM
213	1	4/5/2022 6:05 PM
214	1	4/5/2022 6:01 PM
215	3	4/5/2022 5:31 PM
216	1	4/5/2022 5:17 PM
217	1	4/5/2022 5:12 PM
218	1	4/5/2022 5:09 PM
219	1	4/5/2022 2:55 PM
220	1	4/5/2022 1:15 PM
221	2	4/5/2022 12:16 PM
222	I was responsible for my 3 children then my 5 grandchildren.	4/5/2022 11:53 AM
223	1	4/5/2022 10:19 AM

## Public Input Survey

224	2	4/5/2022 10:11 AM
225	5	4/5/2022 9:47 AM
226	1	4/5/2022 9:24 AM
227	1	4/5/2022 9:19 AM
228	3	4/5/2022 9:03 AM
229	1	4/5/2022 8:31 AM
230	2	4/5/2022 7:55 AM
231	4	4/5/2022 6:08 AM
232	2	4/5/2022 2:58 AM
233	3	4/5/2022 12:47 AM
234	4	4/4/2022 11:01 PM
235	4	4/4/2022 11:01 PM
236	1	4/4/2022 10:43 PM
237	1	4/4/2022 10:23 PM
238	2	4/4/2022 10:14 PM
239	2	4/4/2022 9:31 PM
240	2	4/4/2022 9:29 PM
241	1	4/4/2022 9:28 PM
242	2	4/4/2022 9:08 PM
243	N/A	4/4/2022 8:49 PM
244	1	4/4/2022 8:46 PM
245	2	4/4/2022 8:40 PM
246	3	4/4/2022 8:37 PM
247	2	4/4/2022 8:34 PM
248	2	4/4/2022 8:34 PM
249	1	4/4/2022 7:56 PM
250	1	4/4/2022 7:54 PM
251	1	4/4/2022 7:53 PM
252	0	4/4/2022 7:45 PM
253	1	4/4/2022 7:35 PM
254	2	4/4/2022 7:31 PM
255	2	4/4/2022 7:20 PM
256	1	4/4/2022 7:19 PM
257	1	4/4/2022 7:18 PM
258	1	4/4/2022 7:14 PM
259	2	4/4/2022 7:07 PM
260	1	4/4/2022 6:41 PM
261	2	4/4/2022 6:37 PM

## Public Input Survey

262	1	4/4/2022 6:23 PM
263	3	4/4/2022 6:22 PM
264	3	4/4/2022 6:14 PM
265	1	4/4/2022 5:51 PM
266	1	4/4/2022 5:26 PM
267	1	4/4/2022 5:22 PM
268	1	4/4/2022 5:15 PM
269	2	4/4/2022 5:02 PM
270	0	4/4/2022 4:55 PM
271	3	4/4/2022 4:39 PM
272	2	4/4/2022 4:29 PM
273	1	4/4/2022 4:21 PM
274	2	4/4/2022 4:11 PM
275	1	4/4/2022 4:09 PM
276	5	4/4/2022 4:07 PM
277	2	4/4/2022 3:51 PM
278	1	4/4/2022 3:36 PM
279	3	4/4/2022 3:36 PM
280	1	4/4/2022 3:31 PM
281	0	4/4/2022 3:21 PM
282	0	4/4/2022 3:19 PM
283	0	4/4/2022 2:50 PM
284	1	4/4/2022 2:49 PM
285	6	4/4/2022 2:48 PM
286	2	4/4/2022 2:31 PM
287	2	4/4/2022 2:31 PM
288	2	4/4/2022 2:28 PM
289	1	4/4/2022 2:26 PM
290	2	4/4/2022 2:19 PM
291	2	4/4/2022 2:14 PM
292	2	4/4/2022 2:04 PM
293	1	4/4/2022 1:56 PM
294	1	4/4/2022 1:56 PM
295	2	4/4/2022 1:56 PM
296	2	4/4/2022 1:55 PM
297	3	4/4/2022 1:47 PM
298	1	4/4/2022 1:46 PM
299	1	4/4/2022 1:42 PM

## Public Input Survey

300	2	4/4/2022 1:29 PM
301	5	4/4/2022 1:26 PM
302	4	4/4/2022 1:11 PM
303	1	4/4/2022 1:11 PM
304	2	4/4/2022 1:09 PM
305	4	4/4/2022 1:05 PM
306	1	4/4/2022 1:00 PM
307	2	4/4/2022 1:00 PM
308	2	4/4/2022 12:58 PM
309	4	4/4/2022 12:57 PM
310	1	4/4/2022 12:55 PM
311	3	4/4/2022 12:54 PM
312	1	4/4/2022 12:52 PM
313	1	4/4/2022 12:50 PM
314	3	4/4/2022 12:43 PM
315	2	4/4/2022 12:36 PM
316	8	4/4/2022 12:32 PM
317	2	4/4/2022 12:32 PM
318	1	4/4/2022 12:29 PM
319	3	4/4/2022 12:22 PM
320	3	4/4/2022 12:17 PM
321	2	4/4/2022 12:15 PM
322	1	4/4/2022 12:05 PM
323	1	4/4/2022 12:04 PM
324	1	4/4/2022 12:02 PM
325	1	4/4/2022 11:56 AM
326	2	4/4/2022 11:55 AM
327	5	4/4/2022 11:50 AM
328	2	4/4/2022 11:50 AM
329	1	4/4/2022 11:48 AM
330	2	4/4/2022 11:47 AM
331	1	4/4/2022 11:45 AM
332	1	4/4/2022 11:43 AM
333	1	4/4/2022 11:40 AM
334	2	4/4/2022 11:34 AM
335	3	4/4/2022 11:30 AM
336	3	4/4/2022 11:27 AM
337	4	4/4/2022 11:26 AM

## Public Input Survey

338	5	4/4/2022 11:26 AM
339	3	4/4/2022 11:26 AM
340	5	4/4/2022 11:23 AM
341	1	4/4/2022 11:20 AM
342	2	4/4/2022 11:20 AM
343	2	4/4/2022 11:19 AM
344	2	4/4/2022 11:17 AM
345	1	4/4/2022 11:16 AM
346	3	4/4/2022 11:15 AM
347	4	4/4/2022 11:14 AM
348	1	4/4/2022 11:14 AM
349	2	4/4/2022 11:13 AM
350	1	4/4/2022 11:13 AM
351	2	4/4/2022 11:11 AM
352	1	4/4/2022 11:10 AM
353	3	4/4/2022 11:07 AM
354	2	4/4/2022 11:06 AM
355	2	4/4/2022 11:04 AM
356	1	4/4/2022 11:04 AM
357	2	4/4/2022 11:03 AM
358	2	4/4/2022 11:02 AM
359	1	4/4/2022 11:02 AM
360	1	4/4/2022 10:58 AM
361	4	4/4/2022 10:57 AM
362	2	4/4/2022 10:57 AM
363	1	4/4/2022 10:56 AM
364	1	4/4/2022 10:56 AM
365	2	4/4/2022 10:56 AM
366	2	4/4/2022 10:55 AM
367	2	4/4/2022 10:54 AM
368	2	4/4/2022 10:54 AM
369	2	4/4/2022 10:54 AM
370	2	4/4/2022 10:53 AM
371	1	4/4/2022 10:53 AM
372	2	4/4/2022 10:51 AM
373	2	4/4/2022 10:51 AM
374	0	4/4/2022 10:50 AM
375	3	4/4/2022 10:49 AM

## Public Input Survey

376	1	4/4/2022 10:49 AM
377	1	4/4/2022 10:49 AM
378	1	4/4/2022 10:49 AM
379	2	4/4/2022 10:45 AM
380	2	4/4/2022 10:45 AM
381	1	4/4/2022 10:44 AM
382	3	4/4/2022 10:44 AM
383	2	4/4/2022 10:44 AM
384	4	4/4/2022 10:43 AM
385	1	4/4/2022 10:43 AM
386	3	4/4/2022 10:43 AM
387	2	4/4/2022 10:41 AM
388	1	4/4/2022 10:41 AM
389	0	4/4/2022 10:40 AM
390	3	4/4/2022 10:40 AM
391	4	4/4/2022 10:39 AM
392	1	4/4/2022 10:39 AM
393	1	4/4/2022 10:39 AM
394	3	4/4/2022 10:38 AM
395	2	4/4/2022 10:38 AM
396	2	4/4/2022 10:37 AM
397	3	4/4/2022 10:35 AM
398	1	4/4/2022 10:35 AM
399	1	4/4/2022 10:34 AM
400	4	4/4/2022 10:34 AM
401	0	4/4/2022 10:34 AM
402	3	4/4/2022 10:34 AM
403	1	4/4/2022 10:33 AM
404	1	4/4/2022 10:31 AM
405	1	4/4/2022 10:31 AM
406	1	4/4/2022 10:30 AM
407	1	4/4/2022 10:29 AM
408	1	4/4/2022 10:29 AM
409	2	4/4/2022 10:28 AM
410	2	4/4/2022 10:26 AM
411	3	4/4/2022 10:25 AM
412	4	4/4/2022 10:24 AM
413	1	4/4/2022 10:24 AM



## Public Input Survey

414	5	4/4/2022 10:23 AM
415	1	4/4/2022 10:22 AM
416	2	4/4/2022 10:21 AM
417	4	4/4/2022 10:18 AM
418	0	4/4/2022 10:18 AM
419	2	4/4/2022 10:16 AM
420	1	4/4/2022 10:15 AM
421	2	4/4/2022 10:14 AM
422	2	4/4/2022 10:11 AM
423	Three	4/4/2022 10:09 AM
424	2	4/4/2022 10:08 AM
425	2	4/4/2022 10:08 AM
426	2	4/4/2022 10:06 AM
427	2	4/4/2022 10:05 AM
428	2	4/4/2022 10:05 AM
429	2	4/4/2022 10:05 AM
430	1	4/4/2022 10:05 AM
431	2	4/4/2022 10:02 AM
432	1	4/4/2022 9:58 AM
433	2	4/4/2022 9:54 AM
434	2	4/4/2022 9:52 AM
435	1	4/4/2022 9:49 AM
436	1	4/4/2022 9:49 AM
437	2	4/4/2022 9:44 AM
438	1	4/3/2022 10:40 PM
439	1	4/1/2022 10:49 AM
440	one	4/1/2022 7:28 AM
441	Did was 5	3/31/2022 5:04 PM
442	2	3/30/2022 11:21 AM
443	0	3/29/2022 3:28 PM
444	1 (and 2 non-minor)	3/24/2022 3:10 PM
445	1	3/24/2022 10:39 AM
446	4	3/16/2022 10:33 PM
447	2	3/15/2022 4:39 PM
448	One	3/15/2022 3:22 AM
449	1	3/9/2022 10:04 PM
450	2	3/9/2022 8:51 PM
451	3	3/9/2022 6:29 PM

## Public Input Survey

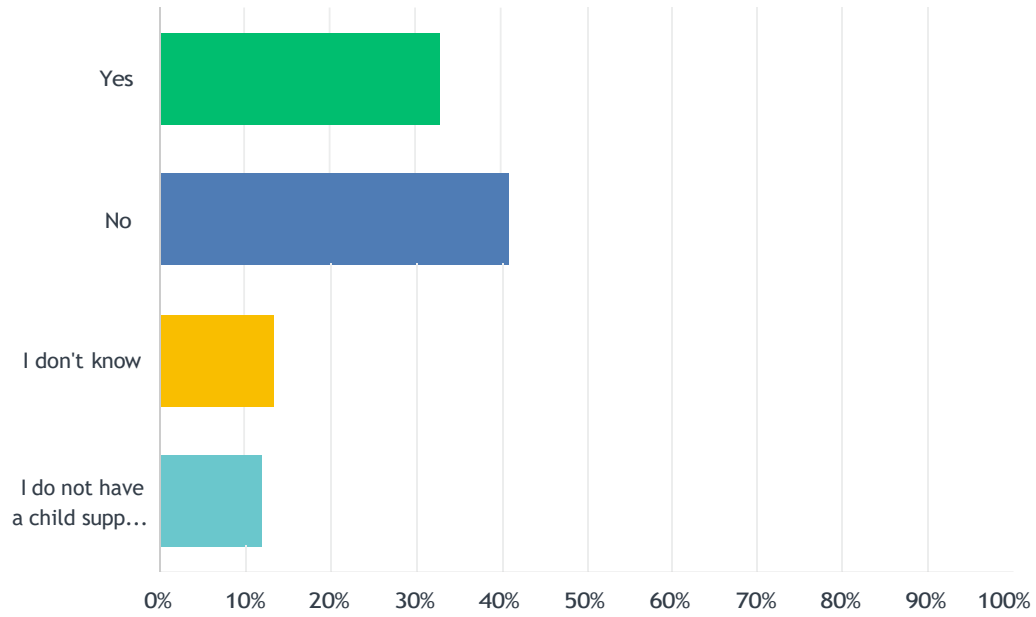
452	1	3/2/2022 8:37 PM
453	3	2/22/2022 6:41 PM
454	1	2/22/2022 12:45 PM
455	1	2/17/2022 8:24 PM
456	2	2/16/2022 5:12 PM
457	2	2/16/2022 4:30 PM
458	3	2/15/2022 3:32 PM
459	1	2/13/2022 10:56 AM
460	1	2/10/2022 11:13 AM
461	2	2/10/2022 10:03 AM
462	1	2/9/2022 9:33 PM
463	2	2/8/2022 10:49 PM
464	1	2/4/2022 11:55 AM
465	2	2/4/2022 7:48 AM
466	2	2/2/2022 9:02 AM
467	1	1/31/2022 9:26 AM
468	0	1/31/2022 8:51 AM
469	1	1/31/2022 8:40 AM
470	1	1/28/2022 4:00 PM
471	1	1/28/2022 3:29 PM
472	0	1/28/2022 12:15 PM
473	0	1/28/2022 9:20 AM
474	2	1/28/2022 8:54 AM
475	all	1/28/2022 8:43 AM
476	0	1/27/2022 4:42 PM
477	0	1/27/2022 4:40 PM
478	2	1/27/2022 4:18 PM
479	0	1/27/2022 3:57 PM
480	0	1/27/2022 3:10 PM
481	0	1/27/2022 3:05 PM
482	0	1/27/2022 3:01 PM
483	0	1/27/2022 2:38 PM
484	0	1/27/2022 2:14 PM
485	1	1/27/2022 1:45 PM
486	0	1/27/2022 1:42 PM
487	1	1/27/2022 1:36 PM
488	0	1/27/2022 1:26 PM
489	2	1/27/2022 1:19 PM

Public Input Survey

490	2	1/27/2022 1:13 PM
491	0	1/27/2022 1:13 PM
492	2	1/27/2022 1:11 PM
493	n/a	1/27/2022 1:07 PM
494	0	1/27/2022 1:04 PM
495	3	1/27/2022 1:03 PM
496	3	1/27/2022 1:00 PM
497	1	1/26/2022 4:34 PM
498	1	1/25/2022 11:31 AM
499	Hhh	1/25/2022 11:25 AM
500	H	1/25/2022 11:20 AM
501	0	1/20/2022 2:27 PM
502	3	1/7/2022 4:40 PM

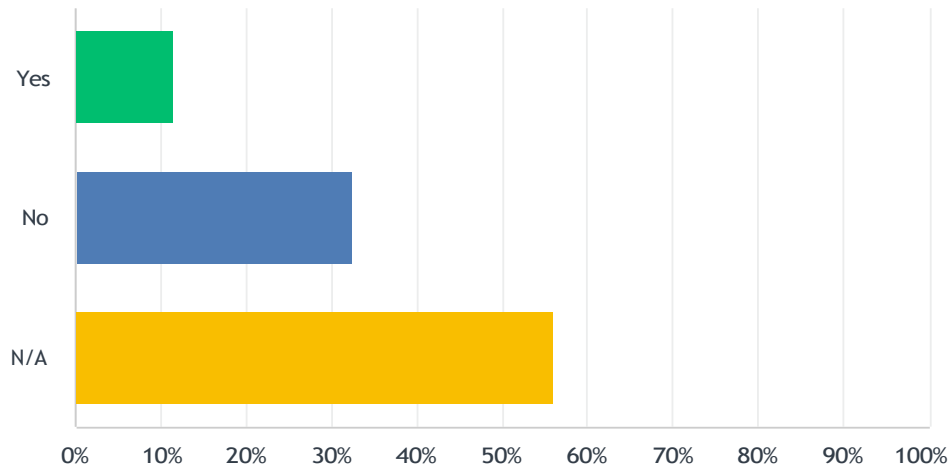
### Q15 Were these other child(ren) taken into consideration when setting your support obligation?

Answered: 500 Skipped: 114



## Q16 In your opinion, was the amount of credit provided for other children for whom you are providing support and used to reduce your income for the purposes of determining your income fair?

Answered: 496 Skipped: 118



#	WHY? (FOR EXAMPLE, THE CREDIT WAS TOO MUCH OR TOO LITTLE)	DATE
1	The laws continue to favor the mother, and in my case, the mother has more financial assets than I, yet I pay all the support costs and barely see my child.	7/10/2022 8:11 PM
2	The credit was enough	6/28/2022 8:47 PM
3	N/A	6/22/2022 7:27 PM
4	The credit was too little	6/22/2022 9:32 AM
5	Very poorly worded set of questions. I am responsible for my own children yes. Is the amount enough - NO	6/16/2022 9:25 AM
6	I did not get credit for having other kids	6/8/2022 7:27 PM
7	No outside children	6/2/2022 1:40 AM
8	N/A	6/1/2022 8:47 PM
9	Had no other children than ours covered by the support order.	6/1/2022 8:44 PM
10	They never took her into consideration	5/27/2022 3:02 PM
11	Child support is never fair	5/24/2022 4:38 PM
12	I only have two children	5/22/2022 8:59 PM
13	I don't have other children to support just one	5/18/2022 5:54 PM
14	I honestly do not feel that other children should be considered not because they do not matter but because at the end of the day, every child needs what they needs regardless of any and all circumstances; Male or female parent fix it and take care of the responsibilities.	5/17/2022 12:27 PM
15	Well i payed over \$750 a month, then when I got full custody she only pays exactly \$200 a month	5/11/2022 2:23 PM
16	I could not live on my own	5/10/2022 5:33 PM

Public Input Survey

17	I only have one child and am receiving support; paying parent's other children are adults.	5/10/2022 3:58 PM
18	My other child was born after the amount was set and never taken into consideration. I have this other child 100% of the time and rarely receive the support ordered. When paying support on the other 2 children I share, this was not considered.	5/10/2022 3:08 PM
19	At the time it we were both working	5/5/2022 4:45 PM
20	To little	5/4/2022 10:05 PM
21	Court case hasn't happened yet, to be determine.	5/4/2022 9:50 PM
22	Too little mom lied and said she was part time. She reduced her hours and she was self employed. They never credit my other children	5/4/2022 9:30 PM
23	Too little	5/4/2022 9:29 PM
24	Only provide support for own children, no blended family in my situation	5/4/2022 8:56 PM
25	For the first case, it was not taken into consideration	5/4/2022 8:52 PM
26	It was Fair..but I think everything should be 50/50 because it's not enough to cover all the activities kids need	5/4/2022 8:44 PM
27	Too little	5/3/2022 4:37 PM
28	This sentence does not make any sense to me.	5/3/2022 3:38 PM
29	There are not other children.	4/29/2022 10:25 AM
30	Too little	4/27/2022 8:46 PM
31	To much	4/26/2022 9:52 PM
32	The judge did not care that I had another child from another marriage. She did not even look at my income	4/26/2022 7:07 AM
33	It was based off of him being unemployed and he is now employed	4/22/2022 7:56 PM
34	Too little	4/21/2022 9:46 PM
35	to little	4/21/2022 11:31 AM
36	I am not in care of any other children	4/21/2022 7:36 AM
37	I do not support other children	4/20/2022 10:04 PM
38	Nvm	4/20/2022 9:47 PM
39	Is this survey directed only to the paying parent?	4/20/2022 8:35 PM
40	does not apply	4/20/2022 8:06 PM
41	Na	4/20/2022 4:09 PM
42	No credit given especially for one that is disabled	4/20/2022 9:44 AM
43	No credit was given for a \$676.00/order for previous child	4/20/2022 9:41 AM
44	I do not understand the question	4/20/2022 8:57 AM
45	This doesn't apply to my situation. There wasn't any other children involved.	4/20/2022 8:33 AM
46	I do not have a blended family; only my own biological children that I'm responsible for	4/20/2022 8:17 AM
47	System flaws	4/20/2022 7:32 AM
48	We had 2 biological children, no others	4/20/2022 7:08 AM
49	Na	4/20/2022 6:38 AM
50	Should be more	4/20/2022 5:57 AM
51	Too little	4/20/2022 4:07 AM

## Public Input Survey

52	Paying Illinois Interest and fees for life	4/20/2022 3:21 AM
53	I'm not providing support	4/20/2022 2:36 AM
54	I'm unsure	4/19/2022 10:48 PM
55	Our incomes are very lopsided. I make a lot and he claims to make next to nothing working a part-time job. He has another child and pays for her as well so the court said he does not have to pay for our 2 children in my case since I (and my spouse) make a very substrainstual amount. BUT is this fair?	4/15/2022 8:22 AM
56	I only have my 2 kids no extras	4/13/2022 5:15 PM
57	i don't understand your question. i only had 1 child who no longer is a minor.	4/12/2022 4:29 PM
58	Too little and increase should be as the child grows & college	4/10/2022 7:13 PM
59	I hve been on a temp order since Jan 2021 for 400 a month. We are still trying to verify income to get a valid income share	4/7/2022 8:57 AM
60	I don't pay child support. I receive it.	4/7/2022 6:34 AM
61	n/a	4/7/2022 5:55 AM
62	Not enough credit	4/6/2022 9:59 PM
63	To little	4/6/2022 8:44 PM
64	Credit was too little	4/6/2022 8:43 PM
65	I was the custodial parent this did not effect me	4/6/2022 7:00 PM
66	Ex spouse given 1 child for tax credit and never paid support or filed taxes during their childhood	4/6/2022 4:49 PM
67	Not enough and back support not paid fully	4/6/2022 1:56 PM
68	Did not take into consideration the previous set of circumstances, the non-custodial parents health, or the custodial parents living arrangements, etc.	4/6/2022 11:00 AM
69	Was not used to provide a fair amount of child support	4/6/2022 9:49 AM
70	To little	4/6/2022 1:54 AM
71	Don't know	4/6/2022 12:50 AM
72	Too little.	4/5/2022 10:30 PM
73	Too little	4/5/2022 5:31 PM
74	Too little	4/5/2022 5:17 PM
75	Post divorce	4/5/2022 2:56 PM
76	too much	4/5/2022 1:15 PM
77	Frankly, I'm not sure.	4/5/2022 12:16 PM
78	to much for a father trying to be in his sons life wile the other refuses to work	4/5/2022 11:57 AM
79	We equally have our time but im the only one that has to pay twice even though in responsible for everything	4/5/2022 10:19 AM
80	Does not apply	4/5/2022 9:24 AM
81	I only have one child	4/5/2022 9:19 AM
82	Judge never set a reasonable court order, i.e. make 12000 a year and order 8000 in childsupport. Leaving after taxes a litte less than 350 a month to live on	4/5/2022 12:48 AM
83	Too little	4/5/2022 12:06 AM
84	Confused	4/4/2022 11:01 PM
85	we weren't a blended family at time of support order	4/4/2022 9:32 PM

Public Input Survey

86	Because as the responsible parent, I still end up doing more for the child.	4/4/2022 9:28 PM
87	Haven't been reassessed since 2nd child.	4/4/2022 9:08 PM
88	Too little	4/4/2022 8:38 PM
89	I have no idea	4/4/2022 8:35 PM
90	I am not the payer	4/4/2022 7:54 PM
91	Not applicable	4/4/2022 7:35 PM
92	This does not apply to me	4/4/2022 7:32 PM
93	Too low he costs me more money at his age than my other son	4/4/2022 7:20 PM
94	Judge went above formulated amount	4/4/2022 7:14 PM
95	These questions (for #17) are not logical. They do not follow sequentially.	4/4/2022 7:10 PM
96	Little	4/4/2022 6:42 PM
97	Only my income was utilized to calculate, not what I have to pay to take care of the said child	4/4/2022 5:22 PM
98	Too high	4/4/2022 5:02 PM
99	My child support amount was set before the state of Illinois changed its policy. I had to hire a lawyer to reduce the amount and it took several months for it to be implemented.	4/4/2022 4:10 PM
100	If the minimum to take care of a child is \$10 a day then the credit for children in the house should be at least that. In addition to this kids who live in your household who are your spouses kids should not be discriminated against because of non adoption. These kids do not eat air, nor do they walk around barefoot and naked.	4/4/2022 4:07 PM
101	Credit was too little	4/4/2022 3:36 PM
102	This question does not apply to me.	4/4/2022 3:21 PM
103	The Credit was way to low. It did not take into account the whole situation.	4/4/2022 2:50 PM
104	Too little	4/4/2022 2:31 PM
105	Too little	4/4/2022 2:28 PM
106	Credit is too little	4/4/2022 2:14 PM
107	Only have one	4/4/2022 1:57 PM
108	Credit was too much	4/4/2022 1:56 PM
109	only 1 biological child	4/4/2022 1:46 PM
110	Too little	4/4/2022 1:29 PM
111	It is too little given the amount of children and the difference in income	4/4/2022 1:26 PM
112	no credit for supporting others	4/4/2022 1:11 PM
113	Not enough credit given	4/4/2022 1:09 PM
114	Too little	4/4/2022 1:05 PM
115	Zero credit	4/4/2022 12:57 PM
116	The credit was too little and did not address growing costs and inflation	4/4/2022 12:36 PM
117	Too little	4/4/2022 12:33 PM
118	The mother and child continued to live with me even though I pay child support.	4/4/2022 12:32 PM
119	N/A	4/4/2022 12:08 PM
120	The credit was too much	4/4/2022 12:06 PM
121	Too much	4/4/2022 12:02 PM



Public Input Survey

122	Too little	4/4/2022 11:55 AM
123	I am not the paying party.	4/4/2022 11:50 AM
124	The credit	4/4/2022 11:47 AM
125	income was not evaluated fairly being self employed	4/4/2022 11:46 AM
126	The court refused to enforce the court orders	4/4/2022 11:27 AM
127	The parent that pays child supports has another kid. And literally I feel they gave him a high credit for his other child half of what he gives me and he has 3 kids with me it was so unfair.	4/4/2022 11:27 AM
128	Too little	4/4/2022 11:23 AM
129	Too little	4/4/2022 11:20 AM
130	Irrelevant he never paid anyway	4/4/2022 11:17 AM
131	I receive support, I don't pay it	4/4/2022 11:11 AM
132	Shouldn't be up to the state to decide what it cost to raise individual children	4/4/2022 11:04 AM
133	Did not have other children at the time	4/4/2022 11:03 AM
134	I don't have a support order	4/4/2022 11:02 AM
135	it was fair	4/4/2022 10:57 AM
136	I don't have a court order.	4/4/2022 10:56 AM
137	too little	4/4/2022 10:54 AM
138	the father should be paying for all needs without question at 50%	4/4/2022 10:51 AM
139	N/A	4/4/2022 10:50 AM
140	No other children	4/4/2022 10:50 AM
141	?	4/4/2022 10:49 AM
142	Too little	4/4/2022 10:49 AM
143	I'm the custodial/residential parent	4/4/2022 10:45 AM
144	order was done before 3rd child	4/4/2022 10:44 AM
145	This section/question 13 is confusing. I only have my 2 biological children, for which I'm receiving some support. I think the line of questions needs to be re-worded - I'm unsure if I'm answering correctly or if these specific questions even apply to me.	4/4/2022 10:44 AM
146	He was allowed to present other children he "claimed" he took care of but mine were not considered on my income	4/4/2022 10:43 AM
147	too little as I am the main breadwinner and sole custody. No penalties for constantly being unemployed /underemployed.	4/4/2022 10:43 AM
148	should not matter. biological parent should provide for needs for as many children as they chose to create.	4/4/2022 10:41 AM
149	I do not need to support step children, the biological parent should do that	4/4/2022 10:40 AM
150	My ex lied and said I had no other kids because I was in the hospital and couldn't attend the hearing	4/4/2022 10:39 AM
151	credit was too little, former spouse hid income	4/4/2022 10:39 AM
152	I think I answered this wrong	4/4/2022 10:38 AM
153	Illinois charges me 61% of my check and never took into consideration my first child I pay 20% too then Illinois has me pay almost half my check to my second child (different nother). Then Illinoid threatens me when I can't pay both mothers the ridiculous amount that was set.	4/4/2022 10:38 AM
154	I do not think 25 dollars equates to taking care of another child	4/4/2022 10:38 AM

Public Input Survey

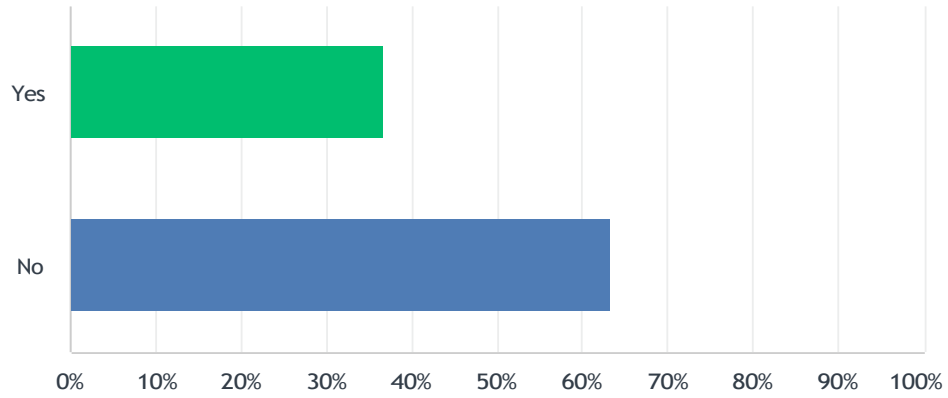
155	I'm a guardian	4/4/2022 10:35 AM
156	Should have been awarded more child support for 2 children	4/4/2022 10:34 AM
157	I am receiving less because he has other children, and because he didn't go to school and get a good job he doesn't have to assist with health insurance because he is in "poverty."	4/4/2022 10:31 AM
158	Too little	4/4/2022 10:30 AM
159	Credit was too little.	4/4/2022 10:29 AM
160	It only covered the medical insurance	4/4/2022 10:26 AM
161	I am paying too much, dad is paying too little	4/4/2022 10:24 AM
162	No blended family	4/4/2022 10:18 AM
163	Child support payments made my wages unlivable and I was not able to feed my children	4/4/2022 10:14 AM
164	Too little	4/4/2022 10:09 AM
165	too little	4/4/2022 10:08 AM
166	Too little	4/4/2022 10:06 AM
167	The credit is too little it's not even statutory and it's been like that for 2 years while the father is making 11,000 a month and only paying \$1000 for two children and not paying any other costs like daycare health insurance etc	4/4/2022 10:02 AM
168	\$10	4/4/2022 9:58 AM
169	To little	4/4/2022 9:55 AM
170	These questions are for parents paying support; I'm receiving so n/a	4/4/2022 9:52 AM
171	I only have one child	4/4/2022 9:49 AM
172	The judge made consideration for our child that was twenty five. No special needs applied.	4/1/2022 7:28 AM
173	Waiting on order	3/30/2022 11:21 AM
174	there is only 1 child	3/29/2022 3:28 PM
175	I was under the single obligor model, no consideration was given, I was seen as a visitor and I never received any support for all the costs I had to pay out. After remarriage, my new wife divorce in Missouri, every month we had a \$1100 deficit and we had to care for all 7 kids when they were together. That was messed up! First families first is completed unjust.	3/24/2022 3:10 PM
176	Father has friends	3/15/2022 3:22 AM
177	No credit given	2/16/2022 5:12 PM
178	Credit for children that I receive support for was not reduced	2/16/2022 4:30 PM
179	N/A	2/10/2022 11:13 AM
180	We were married and one of the children are not mine. I still did what a father does.	2/8/2022 10:50 PM
181	NA I did not pay the support. Order addressed before income shares used in Illinois. Only one child. No other children on either side to consider.	2/4/2022 11:56 AM
182	NA	1/31/2022 8:52 AM
183	never had a support order	1/31/2022 8:40 AM
184	Disabled children were not considered.	1/28/2022 3:29 PM
185	support for all children is important	1/28/2022 12:15 PM
186	I feel the expense of my other child was fairly taken into consideration	1/28/2022 8:56 AM
187	Does not apply	1/27/2022 4:43 PM
188	n/a	1/27/2022 4:19 PM

Public Input Survey

189	THE CREDIT WAS FAIR	1/27/2022 3:58 PM
190	I do not have a child support order	1/27/2022 3:05 PM
191	Question inapplicable	1/27/2022 1:26 PM
192	because the ncp was provided full credit for what he was paying for the first child. Any order prior to the change to income shares the 2nd and 3rd child got less.	1/27/2022 1:11 PM
193	n/a	1/27/2022 1:07 PM
194	na	1/27/2022 1:04 PM
195	too little	1/27/2022 1:03 PM
196	i don't have an order setting support	1/27/2022 1:00 PM
197	ok	1/26/2022 4:34 PM
198	1111	1/25/2022 11:25 AM
199	n/a	1/20/2022 2:27 PM

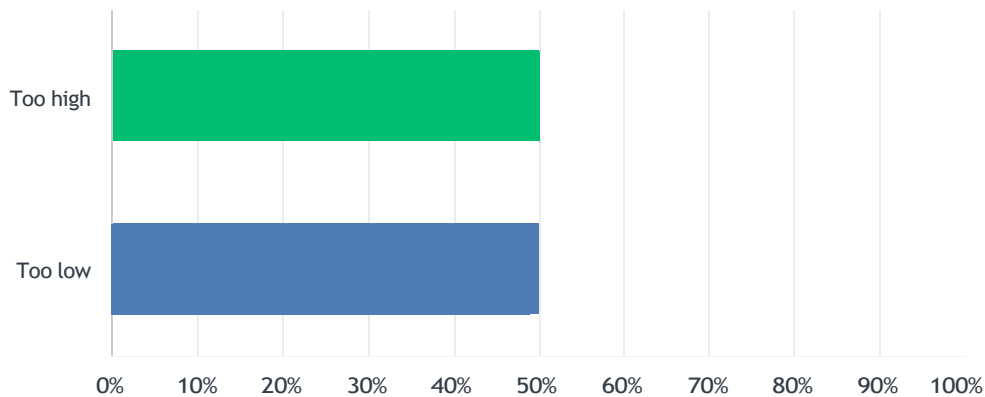
### Q17 Was the amount of overnight time spent with the child(ren) considered when setting your support obligation (i.e., the time the child slept over at your home)?

Answered: 464 Skipped: 150



## Q18 Was the 146 overnights too high or too low?

Answered: 354 Skipped: 260



#	WHY?	DATE
1	Fine	9/7/2022 3:58 AM
2	I am currently seeing my child ~104 nights and I feel this is extremely unfair given I am paying all the costs for support.	7/10/2022 8:13 PM
3	Modified due to ex husbands violence among other issues	7/5/2022 5:44 PM
4	Have them more nights.	6/28/2022 8:49 PM
5	I believe it should be closer to the days equivalent to half of the year.	6/22/2022 9:39 AM
6	It doesn't take into account how many nights a parent actually cares for children. Only what is ordered.	6/20/2022 11:22 AM
7	My ex only has the kids about 35 nights a year. It is FAAAAR too low	6/16/2022 9:26 AM
8	I had sole custody	6/15/2022 9:14 PM
9	NA	6/15/2022 7:58 PM
10	I wanted my children to have equal time with each of us.	6/14/2022 11:30 PM
11	my kids live with me the father never see them he thinks child support is him doing his part	6/8/2022 7:31 PM
12	365 divided by each parent is not 146	6/8/2022 7:23 PM
13	Doesn't consider who's responsible for primary child care taking responsibility (not just about physical parenting time but who actually takes care of the kids' needs; current formula doesn't address this whatsoever; also it doesn't take into consideration higher cost of living for some neighborhood vs others (ie. higher cost of living for Lake Forest-Lake Bluff vs North Chicago)	6/7/2022 9:11 PM
14	Too high	6/6/2022 9:44 PM
15	It didn't take that long to figure out he wouldn't visit them.	6/2/2022 11:59 AM
16	I had my children 100% of the time	6/1/2022 9:41 PM
17	N/A	6/1/2022 8:45 PM
18	The amount per night is FAR too low	6/1/2022 6:33 PM
19	I don't believe time spent with parents should be considered in the financial aspect of support. Determine the costs of the basic needs of a child and both parents will be responsible for	5/27/2022 3:07 PM

Public Input Survey

50%of those costs.

20	This assumes someone disagrees and has an order; I don't. The structure of this survey is limited in options.	5/26/2022 9:10 AM
21	Children need stability! Adjusting between 2 households greatly impacts the structure that children need to thrive during their formative years.	5/26/2022 6:45 AM
22	Constitutionally only an unfit parent should have their parenting time restricted.	5/25/2022 9:05 PM
23	Mine never stay anytime	5/24/2022 4:40 PM
24	Her mother does her best to limit my ability to spend time with my daughter.	5/23/2022 10:53 AM
25	There should be other considerations outside of financial support.	5/22/2022 9:01 PM
26	Other parent doesn't obey child custody and has never had overnight stay	5/18/2022 8:54 PM
27	The other parent shown no interest to the child	5/18/2022 5:55 PM
28	No overnights stays since father does t pickup child the one Sunday he is required to.	5/18/2022 5:39 PM
29	Father uses this as a means to simply reduce his financial obligation towards our child. This is a way for the father to continue to try to force control over me.	5/11/2022 8:56 PM
30	NA	5/11/2022 5:42 PM
31	It is still just one parent that pays for all the activities for the child and then the other dose not help pay the extra because they believe child support covers it. When it the court order it says all that will be a 50-50 split, so it's not cover in the child support amount	5/11/2022 2:32 PM
32	We should share equal amount	5/10/2022 5:34 PM
33	School back and forth	5/4/2022 10:07 PM
34	N/a	5/4/2022 9:52 PM
35	I believe parents should equally provide and split the time	5/4/2022 9:33 PM
36	It's fair	5/4/2022 9:31 PM
37	Non-custodial parent has had ZERO overnights since Jan 2018 — his choice	5/4/2022 8:59 PM
38	This was not in existence in my initial case, and I was getting them 3 nights a week and that was never factored in.	5/4/2022 8:56 PM
39	I didn't get this on my case	5/4/2022 8:45 PM
40	Beyond overnights, other expenses tied to the payer having a relationship with their children ought not be ignored	5/4/2022 7:33 PM
41	he does not have the kids overnight	5/4/2022 7:02 PM
42	Ex is an alcoholic	5/4/2022 6:04 PM
43	Because	5/3/2022 4:38 PM
44	should be 181	5/3/2022 3:41 PM
45	NA	5/3/2022 8:31 AM
46	My child is with me roughly 325 overnights	5/2/2022 3:50 PM
47	The mother follows the court order stictly to deny me visitations on other days.	4/29/2022 10:27 AM
48	The party with the most overnights usually pick up the slack of the other party as well.	4/27/2022 9:17 PM
49	I am allowed only 60 overnights	4/27/2022 8:48 PM
50	Needs to be split 50/50	4/26/2022 7:54 PM
51	It never happened	4/26/2022 7:26 AM
52	I want her more but I can't afford a lawyer. She is miserable at her dads. He makes over 100,000 yr I bring home 700 every 2 wks after all he takes out. I have to care for her when I	4/26/2022 7:10 AM

Public Input Survey

have her and can barely afford to do it. I can't get food stamps or help cuz he has custody.

53	His father has 8 guys living with him so , no	4/22/2022 10:46 PM
54	I want more time	4/22/2022 7:58 PM
55	N/A	4/21/2022 9:47 PM
56	My children live with me full time .1% do they sleep over at their dad	4/21/2022 1:04 PM
57	This is causing too much disruption in children's schedule - forcing parents to bicker rather than do what's in the best interest of the child	4/21/2022 10:01 AM
58	does not apply	4/21/2022 7:37 AM
59	ldk	4/21/2022 7:23 AM
60	There is no consideration for where the child actually is. Only the days responsible.	4/20/2022 10:25 PM
61	The Father of my children does not spend time with our children at all.	4/20/2022 10:07 PM
62	Na	4/20/2022 9:48 PM
63	I think the custodial parent should have the majority of the overnights between 146 - 165	4/20/2022 8:45 PM
64	I had full custody. My children never slept at their father's. He was often homeless.	4/20/2022 8:08 PM
65	There is no visitation order	4/20/2022 5:48 PM
66	N/A	4/20/2022 2:40 PM
67	He never took her ever	4/20/2022 1:52 PM
68	he never utilized them	4/20/2022 1:48 PM
69	Mother Refused to allow more time	4/20/2022 12:56 PM
70	I have full custody. Father has overnight visitation every other weekend.	4/20/2022 11:28 AM
71	Other parents did not abide by agreement and faces no accountability or enforcement	4/20/2022 9:46 AM
72	Didn't know there was a suggested number, other parent just takes kids when I am working	4/20/2022 8:37 AM
73	N/A I have full custody.	4/20/2022 8:34 AM
74	My children barely spend overnights with their father, MUCH less than 146	4/20/2022 8:19 AM
75	Visits for non custodial parents were enforced	4/20/2022 8:13 AM
76	There is no overnights. Mother won't allow it	4/20/2022 7:35 AM
77	Every other weekend and shared breaks does not equate to half the year	4/20/2022 7:18 AM
78	Reasonable isn't an option	4/20/2022 7:10 AM
79	Stays with mom	4/20/2022 5:58 AM
80	Stays 365	4/20/2022 4:08 AM
81	Did not apply	4/20/2022 3:22 AM
82	The decision should be based on the child if they are of age to make a choice.	4/20/2022 2:40 AM
83	no answer	4/20/2022 2:37 AM
84	bc he rarely gets the kids so I support them more	4/20/2022 1:50 AM
85	None	4/20/2022 1:30 AM
86	He didn't get the kids and the state said the order was 50/50 so they went with the order. He even agreed and td them He didn't get the kids for overnights. State doesn't care.	4/19/2022 11:27 PM
87	What is this?	4/19/2022 11:18 PM
88	Not an issue for me	4/19/2022 11:12 PM

Public Input Survey

89	It's should be half the year	4/19/2022 10:49 PM
90	I think every other weekend is fine which averages 48 nights	4/19/2022 8:55 PM
91	The nights may be for work purposes. They may spend the night more or less it should be agreed between parties.	4/18/2022 3:21 PM
92	Should be able to spend more time with kid	4/17/2022 1:20 PM
93	He does not get overnights...so I am not sure what this means.	4/15/2022 8:23 AM
94	N/A	4/15/2022 6:19 AM
95	It should be 33% or 35%	4/14/2022 2:00 PM
96	NA	4/14/2022 12:34 PM
97	Too arbitrary	4/13/2022 8:46 PM
98	I have my kids 365. He's not seen them	4/13/2022 5:17 PM
99	ldk	4/13/2022 2:26 PM
100	what are you talking about?	4/12/2022 4:30 PM
101	The child should be able to spend as much time with the other parent as it wants.	4/11/2022 2:45 PM
102	It never happened due to child never acknowledge	4/10/2022 7:15 PM
103	If parents should be 50/50 responsible for financing kids needs then parents should be 50/50 sharing time. If parents can't share time 50/50 then child support should be directly prorated based on kids time spent with each parents.	4/9/2022 4:41 PM
104	It is much more difficult to have overnight visitation for school age children, but the things you need for overnight visitation (a room, a bed) cost the same regardless of how frequently they are used.	4/8/2022 8:19 PM
105	Kids stayed with me more than 90% of the time	4/7/2022 9:51 AM
106	Hard with out of state parents	4/7/2022 9:41 AM
107	N/A - This was not a factor in our Order.	4/7/2022 6:07 AM
108	n/a	4/7/2022 5:56 AM
109	The noncustodial parent should have all winter break summer break in spring break	4/6/2022 8:47 PM
110	If I'm paying child support, paying health care, paying half of all sports, schooling and child care. I should get a lower amount in child support. Otherwise what is the child support going towards when I to have a household to maintain?	4/6/2022 8:46 PM
111	Because the child was never at the non custodians place	4/6/2022 8:45 PM
112	Don't understand the question	4/6/2022 8:35 PM
113	I support my kids financially much more than my ex-spouse.	4/6/2022 8:04 PM
114	He wasn't here	4/6/2022 7:02 PM
115	Didn't have this iasue	4/6/2022 7:01 PM
116	N/a	4/6/2022 6:58 PM
117	Depends on responsible adult	4/6/2022 4:50 PM
118	He overnights and it wasn't considered	4/6/2022 1:59 PM
119	Not sure	4/6/2022 11:53 AM
120	it COSTS WAY TO MUCH	4/6/2022 11:02 AM
121	There is an active OP against the father	4/6/2022 9:52 AM
122	NA	4/6/2022 9:19 AM



Public Input Survey

123	Too busy to get his child	4/6/2022 3:09 AM
124	He was quitting his jobs	4/6/2022 1:56 AM
125	Haven't received any support	4/6/2022 12:51 AM
126	They do not have overnights.	4/5/2022 10:31 PM
127	My child is with me 365 days per year.	4/5/2022 10:28 PM
128	The mother wasn't a true parent. Facebook only	4/5/2022 7:45 PM
129	N/a	4/5/2022 7:16 PM
130	Na	4/5/2022 7:15 PM
131	n/a	4/5/2022 6:01 PM
132	There are times when the other parent would pick the child up at late hours and the would already be asleep at one location	4/5/2022 5:18 PM
133	I have never been given ANY nights with my child because the mother won't go to court for it. My biggest issue with the current system relates to how financial support is set "in the best interest of the child" at no cost to the custodial parent. Meanwhile, the noncustodial parent is not given the same courtesy. The NCP has to pay for an attorney and go to court to argue for reasonable time with the child. That is clearly not in the best interest of the child, nor the NCP.	4/5/2022 5:16 PM
134	Disruptive to child	4/5/2022 2:58 PM
135	not considered	4/5/2022 1:16 PM
136	I am currently fighting for 146 overnights. My ex is fighting against that.	4/5/2022 12:17 PM
137	mother of the child refuses to let the son stay with the falther more than 2 nights in a 14 day period	4/5/2022 11:59 AM
138	N/A	4/5/2022 11:54 AM
139	Because calculating the custody order based on overnights do not tell the entire story. Just because a child sleeps with the other parent doesnt mean that the parent is doing more for a child.	4/5/2022 10:24 AM
140	I don't have overnights and the noon custodial parent doesn't see my child	4/5/2022 9:48 AM
141	He receives zero overnights	4/5/2022 9:25 AM
142	I don't know, I think half the year is fine	4/5/2022 9:21 AM
143	Too many obstacles to make it work	4/5/2022 9:05 AM
144	He doesn't have them that often. He chooses not to.	4/5/2022 8:34 AM
145	Children lived with me for 2 years and she was payed for support the whole time. Judge said " thats just a long visitation" and allowed her to change their schools without notice to me. Over a holiday break. Suddenly I dont have my kids anymore.	4/5/2022 12:53 AM
146	That's too much for the child back and forth	4/5/2022 12:07 AM
147	Was only aloud to see some when they visit Illinois.rip off for dads.	4/4/2022 11:04 PM
148	Ex not responsible	4/4/2022 10:24 PM
149	The number of overnights should not hold any weight pertaining to a standard percentage of the non custodial parents income	4/4/2022 10:17 PM
150	He never took them for his overnights	4/4/2022 9:33 PM
151	He never took them	4/4/2022 9:31 PM
152	It should be even	4/4/2022 9:29 PM
153	Situational.	4/4/2022 9:09 PM
154	I don't believe it was too high or too low. I believe it was about right.	4/4/2022 8:52 PM

Public Input Survey

155	Depends, my child has overnights with me 365 days out of the year. My situation tho is diff then some who share custody.	4/4/2022 8:41 PM
156	180 school days in Illinois	4/4/2022 8:39 PM
157	n/a children don't do over nights	4/4/2022 8:36 PM
158	mine was 183	4/4/2022 8:35 PM
159	the payee does not wish to have a relationship with the child	4/4/2022 7:57 PM
160	No visitation order.	4/4/2022 7:55 PM
161	Not applicable	4/4/2022 7:35 PM
162	I had full custody and a absentee parent	4/4/2022 7:34 PM
163	Either way	4/4/2022 7:22 PM
164	n/a	4/4/2022 7:21 PM
165	Child was home more nights	4/4/2022 7:20 PM
166	Was not given 146 due to profession prior to retirement	4/4/2022 7:16 PM
167	N/a	4/4/2022 6:43 PM
168	He's not at his moms that many days	4/4/2022 6:23 PM
169	N/A	4/4/2022 5:51 PM
170	Only I care for the child, the other parent is absent	4/4/2022 5:23 PM
171	N/a	4/4/2022 5:16 PM
172	Most kids spend more time with non custodial parent then ordered	4/4/2022 4:58 PM
173	Mom never lowed my kids to spend time with me	4/4/2022 4:42 PM
174	My children should not be held to the overnight rule being their other parent has had a history of mental illness and restraining orders; thus making it unsafe for the children.	4/4/2022 4:32 PM
175	changes year to year	4/4/2022 4:15 PM
176	My children live 2 1/2 hours away	4/4/2022 4:11 PM
177	If a person can make each night perfect but most working people can not take off whenever they want	4/4/2022 4:09 PM
178	They are always with me	4/4/2022 3:54 PM
179	Abusive men should not have access to children	4/4/2022 3:38 PM
180	Na	4/4/2022 3:32 PM
181	N/A	4/4/2022 3:22 PM
182	0	4/4/2022 3:20 PM
183	If you are supporting the child through payments, then you should be legally able to at least split 50/50.	4/4/2022 2:52 PM
184	It should be half of the year	4/4/2022 2:51 PM
185	Neither of my children's fathers get their kids anywhere close to that amount of time. I have them the majority of the time.	4/4/2022 2:32 PM
186	not applicable We did not set a specific number of days	4/4/2022 2:20 PM
187	Alot of jobs don't allow for this	4/4/2022 2:19 PM
188	Father was not involved in his children's lives	4/4/2022 2:06 PM
189	Not applicable son has never seen father per fathers wishes	4/4/2022 1:58 PM

Public Input Survey

190	The children did not live close to me, travel was an issue.	4/4/2022 1:58 PM
191	Mine had 104 but many nights dropped off at strangers while ex partied	4/4/2022 1:49 PM
192	It's used to try and "meet" that amount to reduce child support.	4/4/2022 1:29 PM
193	If they are school aged I was told that an overnight during the school week was declined by the judge because it is an inconvenience to the child. If that is true then the number of days that are counted is irrelevant	4/4/2022 1:15 PM
194	Shared time should be equal. Half of 365 days is more than 146 nights	4/4/2022 1:15 PM
195	I had my children more than that	4/4/2022 1:10 PM
196	My ex spouse does not follow the visitation order; therefore I am 100% responsible for all costs, food, entertainment and all other out of pocket costs for teen girls	4/4/2022 1:02 PM
197	Never came up	4/4/2022 1:01 PM
198	She's with me all the time	4/4/2022 12:56 PM
199	Neither	4/4/2022 12:53 PM
200	My son is with me 365	4/4/2022 12:51 PM
201	He never did them	4/4/2022 12:44 PM
202	It interferes with custodial guardian employment obligations	4/4/2022 12:37 PM
203	Didn't get any visits	4/4/2022 12:34 PM
204	Na	4/4/2022 12:22 PM
205	My children only spend roughly 22 nights a year at their non-custodial parent's home.	4/4/2022 12:10 PM
206	Fri@6pm to Sun@7:00pm	4/4/2022 12:09 PM
207	It didn't apply	4/4/2022 11:56 AM
208	My children live with me 365 days a year.	4/4/2022 11:51 AM
209	N/A	4/4/2022 11:51 AM
210	Na	4/4/2022 11:49 AM
211	court did not set overnight time	4/4/2022 11:48 AM
212	In my opinion, support concerns should not motivate parenting time concerns.	4/4/2022 11:46 AM
213	N/a	4/4/2022 11:43 AM
214	the answer is Not applicable - 146 had nothing to do with setting support	4/4/2022 11:29 AM
215	They spend almost all time with me	4/4/2022 11:28 AM
216	The pair it with 150 overnights greatly reduces the amount of support they provide compared to the parent who has the children 215 nights	4/4/2022 11:26 AM
217	Other Parent Use this amount for the purpose of reducing his child support only, which negatively affected the kids and prevented them from having stability as they were constantly going back-and-forth. Other parent would not let the child stay with mom when they wanted to make sure he reached the 146 nights.	4/4/2022 11:26 AM
218	Their Dad is an alcoholic	4/4/2022 11:23 AM
219	I don't pay child support. I supposed to receive it.	4/4/2022 11:22 AM
220	N/A	4/4/2022 11:20 AM
221	Irrelevant he never had them overnight	4/4/2022 11:18 AM
222	Not sure of the question	4/4/2022 11:15 AM
223	Na	4/4/2022 11:15 AM

Public Input Survey

224	Our custody schedule wasn't based on number of overnights	4/4/2022 11:13 AM
225	I do not have an order.	4/4/2022 11:12 AM
226	For me personally, it's too much as he hasn't seen them pretty much their whole lives	4/4/2022 11:08 AM
227	Don't get even close to that	4/4/2022 11:06 AM
228	I had my child 365 for 18 years	4/4/2022 11:05 AM
229	My kids spend 5 nights a year with their father yet I'm the one paying child support	4/4/2022 11:03 AM
230	If shared physical care, should truly be 50% overnights to reduce obligated child support	4/4/2022 10:57 AM
231	N/A	4/4/2022 10:56 AM
232	Because men often given less time with their children, even though they want more. Child support is not for failed relationships.	4/4/2022 10:55 AM
233	accomodations inappropriate	4/4/2022 10:52 AM
234	Kid lives in another state	4/4/2022 10:51 AM
235	my ex husband barely takes the kids overnight	4/4/2022 10:50 AM
236	?	4/4/2022 10:49 AM
237	.4 years - its only really applicable in nearly shared 50/50 custody.	4/4/2022 10:49 AM
238	WAY too high. The non-custodial parent should not have less responsibility due having the kids less than half the time. It's completely unfair. I pay for everything, take them to appointments, take time off work, and he gets to pay less for having them less time than me? Ridiculous. This needs to be revised ASAP, as hard working single parents are unfairly facing a lionshare of the burden both physically and financially. Further, the income shares model is a DIS-incentive for upward mobility, since parents are rewarded with reduced support responsibility by keeping their income low.	4/4/2022 10:48 AM
239	Neither. I was not allowed to see my child.	4/4/2022 10:47 AM
240	The court did not take into consideration the amount of time my child resided with me neither did the court accept my evidence	4/4/2022 10:46 AM
241	just right	4/4/2022 10:45 AM
242	He takes his child 1-2 times per month	4/4/2022 10:44 AM
243	146 is way to high. Most GAL's in cases you literally have to live right next to the custodial parent to even be granted overnights to even come close to 146 overnights. This number should be cut in half.	4/4/2022 10:43 AM
244	Na. My sons dad never took him like the order stated	4/4/2022 10:42 AM
245	The non custodial parent did not want them.	4/4/2022 10:42 AM
246	He never takes his kid	4/4/2022 10:40 AM
247	Once again additional care expenses are not looked at when taking support money into consideration	4/4/2022 10:40 AM
248	Parents have little to no contact with minor	4/4/2022 10:36 AM
249	N/A	4/4/2022 10:36 AM
250	Should have been awarded more support for 2 children 5 days a week	4/4/2022 10:35 AM
251	I have to pay for daycare, my largest expense, due to having him during the week always. Over \$500/month and they wouldn't even look at that. He gets the fun time on the weekends and I get the bills and bedtime and homework.	4/4/2022 10:34 AM
252	The visiting parent is a narcissistic mentally abusive person who should NOT have overnight visits. It's harmful but the court doesn't recognize this and it's been years and stress and mental trauma and this system is horrible and broken. Kids are being damaged.	4/4/2022 10:32 AM

Public Input Survey

253	To disruptive.	4/4/2022 10:31 AM
254	N/A	4/4/2022 10:30 AM
255	Didn't apply to my situation	4/4/2022 10:29 AM
256	It doesn't take into account his alcohol or drug use	4/4/2022 10:27 AM
257	The father gets 4 days a month on average	4/4/2022 10:24 AM
258	Mother should have more time	4/4/2022 10:19 AM
259	I live out of state. Arrangements have changed	4/4/2022 10:18 AM
260	Over nights equaled to zero but was not considered	4/4/2022 10:16 AM
261	Not possible so N/A	4/4/2022 10:16 AM
262	Never heard of 146 nights. It was never addressed	4/4/2022 10:16 AM
263	I'm the parent they say with	4/4/2022 10:13 AM
264	parent lives 8 hours away	4/4/2022 10:09 AM
265	I have to pay for everything.	4/4/2022 10:07 AM
266	Too many nights for child to be spent with other parent who is not around	4/4/2022 10:06 AM
267	His support order is for \$0	4/4/2022 10:06 AM
268	I have 365 so hard to compare	4/4/2022 10:06 AM
269	None	4/4/2022 10:06 AM
270	Because my kids are 365 days by me they don't sleep by their father at all yet when childsupport was calculated it was calculated as if the kids sleep by him	4/4/2022 10:04 AM
271	N/A	4/4/2022 9:56 AM
272	n/a. father chooses not to have them that much	4/4/2022 9:46 AM
273	I think it brings a lot of confusion. In my personal case, we have not been to court since Feb 2017. The days that the father has the child are completely different now than what they were 5 years ago. 5 years ago, the order stated he was to have the child x amount of time. Due to his work schedule changing several times over the years, we have agreed on what time he will have with the child, thankfully. With that being said, we have not had to return to court to amend the court order. Technically, if the father wanted to go back to court to try to reduce his income based on the 146 overnights, he could certainly do that, but he would be using the information from the court order in 2017 that we haven't followed since that time. That would then require us to go back in front of a judge at our expense (for attorneys) to prove that he does not have the child for 146 nights or more.	4/1/2022 10:53 AM
274	My visitation went from child living with me to about fifty overnights per year.	4/1/2022 7:33 AM
275	N/A	3/31/2022 5:05 PM
276	Waiting on order. Majority time should be half year.	3/30/2022 11:23 AM
277	The consideration for overnights was used to limit the time I had with my kids. It was used as justification for not permitting shared physical custody. End result, my ex was a millionaire before age 45 and I am now alienated from my kids.	3/24/2022 3:12 PM
278	Child need both	3/15/2022 3:25 AM
279	When the residential parent has 80, 90, 100% of parenting time because of the other parents actions - moving out of state, traveling etc the increase in financial obligation is significant and the 143 night rule does not address this. It is a financial risk to go to court to ask a judge to make an exception to that guideline. In my case when the non-custodial parent moved out of state and came for visits much less frequently than in Agreement and when they finally gave notice they were not going to take the children for any overnights, he directed me to this guidance on state website to prove I was not entitled to any additional support.	3/11/2022 6:15 AM
280	I had my son 90% of the time before we broke up and it killed me when I couldn't see or be	3/9/2022 10:06 PM

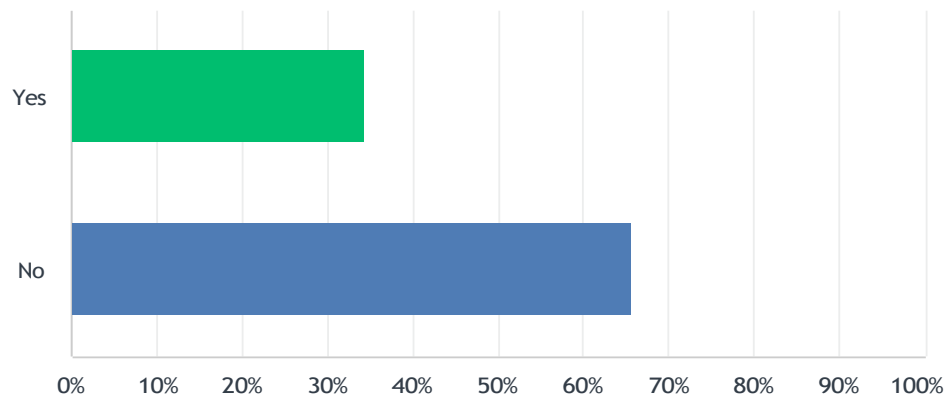
Public Input Survey

with him.

281	Should begin as 50/50 starting point..	3/9/2022 8:53 PM
282	The children are with me the majority of the time, rarely overnight with their father	3/9/2022 6:31 PM
283	remove overnights as a determining factor altogether, replace with flat-rate	3/2/2022 8:38 PM
284	using economist data, child support should be set based on time spent with the child and the impact this time has on shared expenses and duplicate expenses between the parents. This formula should start on day 1 similar to OR.	2/22/2022 12:49 PM
285	Not half the time	2/16/2022 5:13 PM
286	I have them all the time	2/15/2022 3:33 PM
287	Below the cliff does not consider fixed expenses of the obligor for providing for the child - Duplicate items (both parents provide), such as shelter, clothing, toys, etc.	2/10/2022 11:18 AM
288	should be 50/50 (time and child support). If one parent gets more or less time than 50%, child support calculated from parents' respective incomes shouldn't change	2/9/2022 9:37 PM
289	He rarely watched her more than his 2-3 days a week and vacation and holiday time and that was right at the mark for the 146 days. With having a number could effect the child support which was already only \$200 per month so he was already not paying for much of her daily expenses. I felt like I had to watch extra days so that the support would not go lower.	2/4/2022 11:57 AM
290	N/A	1/31/2022 9:26 AM
291	NA	1/31/2022 8:53 AM
292	It should be reduced.	1/28/2022 3:31 PM
293	more expense is paid when the child lives with you more	1/28/2022 12:18 PM
294	neither. other considerations need to be addressed, but that would be a nightmare in court	1/28/2022 9:21 AM
295	Extra child expenses are incurred even if the non custodial only has weekends with the child.	1/28/2022 9:00 AM
296	Father moved out of state	1/27/2022 4:45 PM
297	n/a	1/27/2022 4:19 PM
298	I do not have a child support order	1/27/2022 3:06 PM
299	because most ncp's agree to have their kids because they know it will have an impact on how much the ncp will pay. I find that a lot of ncp's don't get their kids as agreed and because it is a custody issue, we can't assist the cp's in having the custody order modified. which in my opinion is not fair because a lot of cp's can't afford private counsel or are intimidated by the court system to file it themselves.	1/27/2022 1:14 PM

## Q19 Was it a fair and equitable consideration?

Answered: 407 Skipped: 207



#	WHY?	DATE
1	The laws favor the mother, and the laws need to change because there are many father's who are trapped in this system with the mother holding all of the cards in the deck.	7/10/2022 8:13 PM
2	At one point	7/5/2022 5:44 PM
3	Sometimes amount of nights can fluctuate.	6/28/2022 8:49 PM
4	Overnight time should be considered	6/22/2022 9:39 AM
5	NCP has more nights ordered than he actually takes yet still received credit.	6/20/2022 11:22 AM
6	He moved out of state after the order was set	6/16/2022 9:26 AM
7	Over night time was never considered	6/15/2022 7:58 PM
8	We went to mediation	6/14/2022 11:30 PM
9	Not enough support for high income family with stay at home mom	6/11/2022 6:53 AM
10	the cost of living has gone up an hfs took stimulus checks for old tanf case during a country crisis	6/8/2022 7:31 PM
11	Depends on situation!	6/8/2022 7:23 PM
12	Physical caretaking days does not take into consideration the quality of caretaking (ie. quality may matter more than quantity); also the lack of consideration of other factors; also, this formula weighs in favors of non-custodial parents/dads vs moms who bear greater burden	6/7/2022 9:12 PM
13	I knew what would happen in the long run and he was not responsible the judge just wanted time for the child to spend with his "father"	6/6/2022 9:45 PM
14	It was fair, it just didn't apply.	6/2/2022 11:59 AM
15	this question does not apply to me	6/1/2022 9:41 PM
16	N/A Visitation was not considered.	6/1/2022 8:45 PM
17	Nothing about this is fair. The NCP gets off nearly scott free when they dont pay	6/1/2022 6:33 PM
18	I don't think the amount of time a child spend should be considered. I Believe that you should determine what are the basic needs of child and both parents should be responsible for that cost 50/50 and there would not be a fight for	5/27/2022 3:07 PM

Public Input Survey

19	N/a	5/26/2022 9:10 AM
20	I have full physical custody, does not apply	5/26/2022 6:45 AM
21	The other parent admitted to incest withher brothers and her family and the children were not protected from this.	5/25/2022 9:05 PM
22	It was to benefit who pays but not the receiver	5/24/2022 4:40 PM
23	I would love to spend more time with and have the ability to spend more time with my daughter, but her mother will do anything in her power to limit that time.	5/23/2022 10:53 AM
24	I am unsure as of yet	5/22/2022 9:01 PM
25	Hmthe other made that decision	5/18/2022 5:55 PM
26	Father does not comply with court order. I can't afford to continue to hire a jury to make him pay child support and or pick up his child 1 day a week for a few hours.	5/18/2022 5:39 PM
27	The GAL assigned to this our case made the decision to have a 50/50 parenting schedule without conducting an interview with our daughter. The father asked for a 50/50 schedule, therefore it was given to him.	5/11/2022 8:57 PM
28	NA	5/11/2022 5:42 PM
29	I believe it is because I am male and she is female, Illinois has seemed to be biased that way since court started in 2012 and still going continually	5/11/2022 2:32 PM
30	They didn't listen to anything I had to say	5/10/2022 5:34 PM
31	We had a temporary order that stayed as is even though I have my kids over 50% of the time.	5/10/2022 3:09 PM
32	N/a	5/4/2022 11:09 PM
33	Because he moved and has no overnights	5/4/2022 10:07 PM
34	N/a	5/4/2022 9:52 PM
35	They is system in place right now has enforcement with regards with the courts and custody or placement. Child support only cares about money not how often the kids see their other parent. Some parents take advantage and only want the money and power. Which leads to them keeping their kids away in order to obtain More money and then lie on their finances.	5/4/2022 9:33 PM
36	Court assumes father has children 50-50, when in reality he has only 1% of the time or less. He pays for 2 meals a week for our kids at that. I have teenagers!!	5/4/2022 8:59 PM
37	This was not in existence in my initial case, and I was getting them 3 nights a week and that was never factored in.	5/4/2022 8:56 PM
38	He never took his paystubs.. just a little letter saying but not a official letter	5/4/2022 8:45 PM
39	Primary residential custody pretty much ignores expenses beyond the child support order	5/4/2022 7:34 PM
40	nobody enforces the support order he does anything he wants	5/4/2022 7:02 PM
41	We negotiated together	5/4/2022 6:05 PM
42	Unequal Dist of monetary responsibility	5/3/2022 4:38 PM
43	Parent should spend half the time with their children, those who do not, pay more.	5/3/2022 3:41 PM
44	NA	5/3/2022 8:31 AM
45	I have a room for my child. The judge refused 50/50. This keeps me from parenting my child. Tradition dictates the rules.	4/29/2022 10:27 AM
46	I automatically picked up additional time beyond 146 days, due to the other party unavailability. Although the party asked for more time on paper, they failed to meet the requested time allocated.	4/27/2022 9:17 PM
47	146 overnights is too high. Each overnight should count in determining child support obligation.	4/27/2022 8:49 PM
48	None	4/26/2022 9:53 PM



Public Input Survey

49	It's not 50/50	4/26/2022 7:54 PM
50	Non custodial cares less	4/26/2022 7:26 AM
51	The judge hated me. She took nothing into consideration. My child is begging to live with me. She's 12 and just finished chemo for cancer. I can't afford a lawyer	4/26/2022 7:10 AM
52	Not sure	4/22/2022 10:47 PM
53	I want more time	4/22/2022 7:58 PM
54	He should not have any days because he does not want to get them and they don't want to go. He doesn't talk to them when they are in his care	4/21/2022 1:04 PM
55	Each case is different. A father who works full time may not be able to take the same exact time as a mother who works part time. And vice versa.	4/21/2022 10:01 AM
56	I have my child 365 days a year	4/21/2022 7:37 AM
57	Idk, this wasn't considered in my order	4/21/2022 7:23 AM
58	Previously stated.	4/20/2022 10:25 PM
59	I had to provide additional care for my children so they could perform well in school. So I forfeited a regular job to raise them alone.	4/20/2022 10:07 PM
60	He shouldn't get anything	4/20/2022 9:48 PM
61	As the custodial parent, I spend the majority of the time with my child even when the none custodial parent is not able to meet or keep his current overnight obligations.	4/20/2022 8:45 PM
62	I provided all support. My children are all adults now.	4/20/2022 8:08 PM
63	It changes and shouldn't be in consideration.	4/20/2022 7:26 PM
64	There was no order established	4/20/2022 5:48 PM
65	N/A	4/20/2022 2:40 PM
66	He never took her	4/20/2022 1:52 PM
67	disruptive	4/20/2022 1:48 PM
68	Mother refused to allow more time	4/20/2022 12:56 PM
69	No such thing as due process or fair and equitable in Illinois domestic court system especially when it comes to Fathers	4/20/2022 9:46 AM
70	After fact hard to force parent to take time with children, if parent only wants kids when you are working and no other time hard to implement unless you go to court; but then do you want your kids with someone who doesn't really want them.	4/20/2022 8:37 AM
71	N/A	4/20/2022 8:34 AM
72	Food, clothes, activities are expensive and if there are fewer than 50 overnights/year the financial burden falls much more on the custodial parent	4/20/2022 8:19 AM
73	Not enforced from custodial parent	4/20/2022 8:13 AM
74	Mother has control	4/20/2022 7:35 AM
75	over two days every week wasn't enough	4/20/2022 7:34 AM
76	Na	4/20/2022 7:28 AM
77	Still encourages visitation and time with others.	4/20/2022 7:10 AM
78	Stays home more	4/20/2022 5:58 AM
79	Child support is Zero	4/20/2022 3:22 AM
80	Because the prosecuting attorney took the side of the paying parent.	4/20/2022 2:40 AM
81	no answer	4/20/2022 2:37 AM

Public Input Survey

82	Still never received final 2 years past due payments	4/20/2022 1:30 AM
83	I'm not sure	4/19/2022 11:27 PM
84	Our divorce named the reciever of support as the party who claims the dependant annually.	4/19/2022 11:13 PM
85	.	4/19/2022 10:49 PM
86	Started with one night a week	4/17/2022 1:20 PM
87	N/A	4/15/2022 6:19 AM
88	If both parents are truly supporting and encouraging a relationship of the children with the other parent all of this is unnecessary. Using child support as a method of control and enslavement is not a good cause.	4/13/2022 8:46 PM
89	B	4/13/2022 2:26 PM
90	what are you talking about?	4/12/2022 4:30 PM
91	My child support order goes way back to year 2007, when courts did nkt use all the calculations based on overnight stayes. I got sole custody of my girl so my ex fiance was only one paying child support. I am aware that now laws have changed but in my case according to current laws my ex still should be the one responsible for all child support since he does not use visitation at all with our girl.	4/9/2022 4:41 PM
92	My expenses as a non-custodial parent were largely ignored. In fact, the custodial parent attempted to claim expenses in court that I was already reimbursing. She also claimed expenses that she didn't actually have, and no proof was required.	4/8/2022 8:19 PM
93	Not sure how the amount was determined	4/7/2022 9:51 AM
94	the in state parent gets all of the "burden"	4/7/2022 9:41 AM
95	N/A	4/7/2022 6:07 AM
96	Cost is high	4/7/2022 5:57 AM
97	Too much time allowed at non custodial parents	4/6/2022 9:59 PM
98	I'm a willing and active parent and can't get 50/50 time with my kids because the other parent doesn't want to loss their child support	4/6/2022 8:48 PM
99	No I feel is so that I did not have proper representation by my divorce attorney so lotta thing was missed plus I was have anxiety and high blood pressure and at the time was not diagnosed so a lot of the decision that I made it was really not in the best interest of my daughter	4/6/2022 8:47 PM
100	It was fair if the other parent was committed	4/6/2022 8:45 PM
101	The other party only sees every other weekend.	4/6/2022 8:39 PM
102	Still waiting for a court date. 3 years and still waiting	4/6/2022 8:35 PM
103	He is close to 146 nights but doesn't financially support the children nearly as much as I do.	4/6/2022 8:04 PM
104	He wasn't here	4/6/2022 7:02 PM
105	N/A	4/6/2022 7:01 PM
106	Father does not see the child at all	4/6/2022 6:59 PM
107	non-custodial parent was unstable	4/6/2022 4:50 PM
108	Put on parent to seek support even but was denied due to ID not being changed. Court said that was parents fault seeking support even though lack of ID change was reported and appealed.	4/6/2022 1:59 PM
109	50/50	4/6/2022 11:53 AM
110	paying for the kids double and triple is to much	4/6/2022 11:02 AM
111	He is not allowed to see the children	4/6/2022 9:52 AM

## Public Input Survey

112	NA	4/6/2022 9:19 AM
113	He worked a lot/no time or babysitter	4/6/2022 3:09 AM
114	The States Attorney and Judge didn't hold him accountable	4/6/2022 1:56 AM
115	Haven't been contacted yet	4/6/2022 12:51 AM
116	We need an arrangement.	4/5/2022 10:31 PM
117	We are high income earners. Support went from 20% to around 6%. It was confusing on how to properly calculate support. My attorney did not help me understand. I requested help from Child and Family Services but did not end with a clear understanding. My outcome placed me in debt and struggling to make my normal monthly payments.	4/5/2022 10:28 PM
118	Na	4/5/2022 7:15 PM
119	Please see my response above. The allocation of nights allowed has been totally at the sole discretion of the mother. Since my case is now 12 years old, I have zero chance of knowing that child. Again, not in her best interest, but at least the CP gets paid a healthy sum of child support.	4/5/2022 5:16 PM
120	Because the non custodial parent should more non school nights to level out time spent with child.	4/5/2022 2:58 PM
121	not considered	4/5/2022 1:16 PM
122	Yet to be determined. There is no reasonable argument against 146 overnights in my case.	4/5/2022 12:17 PM
123	illinois should look into cases more so the parents have it completely fair	4/5/2022 11:59 AM
124	N/A	4/5/2022 11:54 AM
125	Because a child sleeping somewhere shouldnt be the basis of how much more a less a parent puts in effort in raising that child. See my previous answer	4/5/2022 10:24 AM
126	He receives zero overnights.	4/5/2022 9:25 AM
127	consideration to time in my care was not considered	4/5/2022 9:21 AM
128	Cuz	4/5/2022 9:05 AM
129	I was penalized for not working full-time when the order was first established. No consideration for the fact that full-time Childcare would have put me in a worse place financially than working part-time	4/5/2022 8:34 AM
130	I have 75% of daytime care but 55% of overnights. Daytime care is more expensive than the children only sleeping during parenting time.	4/5/2022 6:10 AM
131	See above	4/5/2022 12:53 AM
132	Think of the child	4/5/2022 12:07 AM
133	Half of everything if dad's don't have to go through hoops	4/4/2022 11:04 PM
134	Shouldn't be a factor considered unless there of joint custody.	4/4/2022 10:17 PM
135	I would rather kids be happy and at home where they wanted to be	4/4/2022 9:33 PM
136	It's almost even	4/4/2022 9:29 PM
137	NA in my case	4/4/2022 8:41 PM
138	50/50	4/4/2022 8:39 PM
139	It was N/A	4/4/2022 8:36 PM
140	because it shouldn't matter	4/4/2022 8:35 PM
141	na	4/4/2022 7:57 PM
142	N/A	4/4/2022 7:55 PM
143	Not applicable	4/4/2022 7:35 PM

Public Input Survey

144	Does not apply I had my kids 365 days-nights per year	4/4/2022 7:34 PM
145	I believe the entire system of current parental shares rules is wrong and easy for the noncustodial parent to hide financial assets and pay...so I don't believe any of it to be fair	4/4/2022 7:23 PM
146	n/a	4/4/2022 7:21 PM
147	Child was mainly with custodial parent	4/4/2022 7:20 PM
148	I have the means and time to care for our child	4/4/2022 7:16 PM
149	Because income imbalance between parents favors one over the other	4/4/2022 6:27 PM
150	Never got discussed	4/4/2022 6:23 PM
151	N/A	4/4/2022 5:51 PM
152	N/A	4/4/2022 5:27 PM
153	Other parent purposely works less than 30hrs/wk so he doesn't have to pay more child support	4/4/2022 5:23 PM
154	Time with custodial parent was less	4/4/2022 4:58 PM
155	Their mom poisoned their minds and didn't allow any communication with me	4/4/2022 4:42 PM
156	It was forced	4/4/2022 4:32 PM
157	Changes every other year	4/4/2022 4:15 PM
158	The distance between myself and my children.	4/4/2022 4:11 PM
159	It should be determined through the parents	4/4/2022 4:09 PM
160	I had the amount lowered from what was recommended out of concern for my ex-husband and I should not have done that. He is making more money now, never has the children, and has not paid any more even though the expenses go up each year. I felt greedy taking what I was owed at first but now realize I am paying beyond my share	4/4/2022 3:54 PM
161	Child support should be 50% of his income	4/4/2022 3:38 PM
162	N/A	4/4/2022 3:22 PM
163	Other parent didn't seek custody	4/4/2022 3:20 PM
164	I wasn't offered this in my court date. So the time I got was regulated by the non-paying parent.	4/4/2022 2:52 PM
165	I didn't mind...my ex only wanted every other weekend...but it's truly not fair for our child that has limited contact...it's easier to have no visits at all.	4/4/2022 2:51 PM
166	Idk	4/4/2022 2:29 PM
167	not applicable	4/4/2022 2:20 PM
168	Na	4/4/2022 2:19 PM
169	Not applicable son's father signed right away to visitation long ago	4/4/2022 1:58 PM
170	Because there were travel expenses involved.	4/4/2022 1:58 PM
171	We thought he would use the time wisely	4/4/2022 1:49 PM
172	I have the child more than 80% in the last year but still the non-custodial, child support paying parent	4/4/2022 1:47 PM
173	I was punished for pursuing a career to support my children	4/4/2022 1:30 PM
174	Again, it's a toy used to try and get out of paying child support or reducing it greatly	4/4/2022 1:29 PM
175	The visit should count during all hours not just the nights.	4/4/2022 1:16 PM
176	146 is less than 182 (half of 365)	4/4/2022 1:15 PM
177	Non-custodial parent got all the perks	4/4/2022 1:10 PM

Public Input Survey

178	My ex spouse was not held accountable. In Illinois, I must keep hiring an attorney to even try to make him accountable.	4/4/2022 1:02 PM
179	Never came up	4/4/2022 1:01 PM
180	She's with me all the time	4/4/2022 12:56 PM
181	I was not reimbursed for the time yet did not do overnights	4/4/2022 12:44 PM
182	Custodial parent had no incentive to abide by the order	4/4/2022 12:34 PM
183	Na	4/4/2022 12:22 PM
184	It was just assumed	4/4/2022 12:10 PM
185	Not enough time spent	4/4/2022 12:09 PM
186	Because the parent paying support stopped overnight visits after he received a deduction for overnights	4/4/2022 12:08 PM
187	It wasn't considered	4/4/2022 11:56 AM
188	Na	4/4/2022 11:49 AM
189	I do not have overnight time	4/4/2022 11:48 AM
190	The judge modified the parenting time order even though a petition to modify was never filed, there was no showing of a change in circumstances, and full discovery was not allowed.	4/4/2022 11:47 AM
191	the court has favored a serial child support evader	4/4/2022 11:29 AM
192	Because most parents do not split time equally. Most time is spent with the parent who receives the support	4/4/2022 11:28 AM
193	The court Allowed the noncustodial parent to completely lied about his income	4/4/2022 11:26 AM
194	Father was hiding income that was easily provable (rental properties) but this was never taken into consideration even when they were court documents available that proved he had rental properties.	4/4/2022 11:26 AM
195	Because the non-custodial parent does not care to have or spend time with the child that much.	4/4/2022 11:22 AM
196	N/A	4/4/2022 11:20 AM
197	not sure of the previous question	4/4/2022 11:15 AM
198	I do not have an order.	4/4/2022 11:12 AM
199	Family court and child support laws as they are are far from fair	4/4/2022 11:06 AM
200	He didn't have a set visitation therefore he chose to not have our child	4/4/2022 11:05 AM
201	Wasn't considered	4/4/2022 11:03 AM
202	Was not factored in at all	4/4/2022 10:59 AM
203	With there being 0 nights spent with non-castodial parent, it should have had a heavier weight	4/4/2022 10:56 AM
204	The money is not spent on the child. Ex already had her own house. My sons standard of living did not change with child support but my ex's did. New car, new clothes every week. However, she will not purchase my son a phone, tablet or other electronic device	4/4/2022 10:55 AM
205	kids already had a home and now theres no routine/structure/care	4/4/2022 10:52 AM
206	Kid lives in another state	4/4/2022 10:51 AM
207	the courts dont take into account how many times he doesnt take them	4/4/2022 10:50 AM
208	?	4/4/2022 10:49 AM
209	in my case yes as every other weekend and 3 weeks vacation equates to 73 days by the other parent.	4/4/2022 10:49 AM

Public Input Survey

210	The income shares and reduced support responsibility encourages a race to the bottom. The less someone works/less they make, the less they are responsible for. The non-custodial parent should not have less responsibility due having the kids less than half the time. It's completely unfair. I pay for everything, take them to appointments, take time off work, and he gets to pay less for having them less time than me? Ridiculous. This needs to be revised ASAP, as hard working single parents are unfairly facing a lionshare of the burden both physically and financially. Further, the income shares model is a DIS-incentive for upward mobility, since parents are rewarded with reduced support responsibility by keeping their income low.	4/4/2022 10:49 AM
211	Biological mother did not allow me to see my child.	4/4/2022 10:47 AM
212	The court did not even consider my petition for custody	4/4/2022 10:46 AM
213	if equal time not spent then parent that has less should pay	4/4/2022 10:45 AM
214	Cause the truth was not heard, it was trusting the noncustodial parent to tell the truth and if that were the case I wouldn't need assistance to receive it	4/4/2022 10:44 AM
215	In my case I moved within 10 miles of my son to have the 146 overnights that the GAL promised me and was never granted it. As long as both parents live close to each other and are good parents 50/50 should be the go to for Illinois and the other 49 states. There would be a WHOLE lot less issues with support. We dont live in 1970 anymore.	4/4/2022 10:43 AM
216	He was allowed time but never took it	4/4/2022 10:42 AM
217	He should have taken them on his weekends	4/4/2022 10:42 AM
218	He never takes him	4/4/2022 10:40 AM
219	Care packages or additional expenses are not considered	4/4/2022 10:40 AM
220	Parents are not a part of minors life	4/4/2022 10:36 AM
221	N/A	4/4/2022 10:36 AM
222	My child does not spend time with his father	4/4/2022 10:35 AM
223	I have our 2 children 5 days per week	4/4/2022 10:35 AM
224	My son's dad makes less money than I do so I am expected to work full time, be with my child every other waking minute and pay for everything. While he keeps popping out kids- 3rd child with 3rd baby mama he just had so now I have to get less when things cost more and more.	4/4/2022 10:34 AM
225	Nothing is fair	4/4/2022 10:32 AM
226	Accommodated both parents.	4/4/2022 10:31 AM
227	N/A	4/4/2022 10:30 AM
228	Didn't apply to my situation	4/4/2022 10:29 AM
229	I got full custody. But he still gets overnights for parenting time that my kids hate	4/4/2022 10:27 AM
230	Other children I have custody of were not considered	4/4/2022 10:19 AM
231	Judge asked both parents	4/4/2022 10:19 AM
232	N/A	4/4/2022 10:16 AM
233	His support order is for \$0	4/4/2022 10:07 AM
234	Na	4/4/2022 10:07 AM
235	Mothers rights were taken away	4/4/2022 10:06 AM
236	Because they didn't take into consideration that kids don't sleep by him at all	4/4/2022 10:04 AM
237	Father barely takes children	4/4/2022 9:56 AM
238	is fair, but in my case, father chooses not to have as much as was granted.	4/4/2022 9:46 AM
239	Judge refused to allow recommendations from GAL and ignored both parents.	4/1/2022 7:33 AM

Public Input Survey

240	N/A	3/31/2022 5:05 PM
241	Waiting on order	3/30/2022 11:23 AM
242	Giving shared physical custody would mean that mom would get less money, and we can't have that. Instead, we need to make her a millionaire before age 45.	3/24/2022 3:13 PM
243	Child need both	3/15/2022 3:25 AM
244	Parental agreements are only on paper. The actual overnights are rarely accurate. In my case this was due to non-custodial parent not taking advantage of or being available for visits. He worked hard only to get as many overnights as possible on paper.	3/11/2022 6:16 AM
245	I was never s consideration for the court	3/9/2022 10:06 PM
246	Had children 47% of the time; paid 100% of child support.	3/9/2022 8:53 PM
247	See above	3/9/2022 6:31 PM
248	At court for the trial that was scheduled to start that day before it began the GAL & judge coerced me to agree not to have the trial & to agree to judgment & allocation agreement written entirely by and with every term favoring only other parent, including maintenance to other parent with grossly more income, balance of her credit card used solely personally by her & including her attorney fees, nearly the entire balance of final fees charged by GAL functioning solely as the other parent's attorney, in total an amount of maintenance, fees, child support that grossly exceeded ability to pay as shown in 13.3.1 Financial Disclosure, Threatened that if I did not agree to cancel the trial that I would never be able to have my child overnight again (whom the other parent had been extensively documented to have been physically, mentally, and emotionally abusing) nd further that I would never see him again without being supervised with a mental health professional present. Forced to choose between still having parenting time with my child and keep trying to get help to stop the abuse being suffered which would also make me instantly suddenly homeless while also stripping me of every material possession and leaving me with not a single asset or dollar, or having the trial and having my parental bond all but severed in the entirety which would leave my child wholly at the mercy of a cruel and abusive parent but which would leave open the possibility of still being made homeless but not immediately and maybe be able to save material possessions such as clothing. I chose my child and being unconscionably and grotesquely being personally, financially, and materially destroyed.	2/18/2022 2:14 PM
249	Corruption	2/16/2022 5:13 PM
250	I have them all the time	2/15/2022 3:33 PM
251	I was not properly served for the initial support hearing. As a result, I failed to appear. Support was ordered retroactively by default and without consideration of Health Insurance cost.	2/13/2022 11:03 AM
252	Below the cliff does not consider fixed expenses of the obligor for providing for the child - Duplicate items (both parents provide), such as shelter, clothing, toys, etc. Additionally, unfairness creates and increases litigation and places a target on the child.	2/10/2022 11:18 AM
253	based on a false allegation, and without due process, in literally 1 minute my 50% child custody resulted in 0%. Thus, netting my ex \$160,000 in child support in an instant	2/9/2022 9:37 PM
254	Yes and no. If he had shown more interest in being there for our child. I would agree that he deserved a break. But he could not be bothered to show for her school functions and events unless it was convenient for him. She would end up disappointed and not wanting to be at his house a lot when she had to go. She often told me that when she was there he would go in the other room and not spend time with her when she was there.	2/4/2022 11:57 AM
255	NA	1/31/2022 8:53 AM
256	Yes	1/28/2022 3:31 PM
257	more expense is paid when the child lives with you more	1/28/2022 12:18 PM
258	other considerations regarding who pays for what	1/28/2022 9:21 AM
259	The mother doesn't work, her husband does and this money is not taken into consideration.	1/28/2022 9:00 AM
260	Father was working part time and moved out of state	1/27/2022 4:45 PM

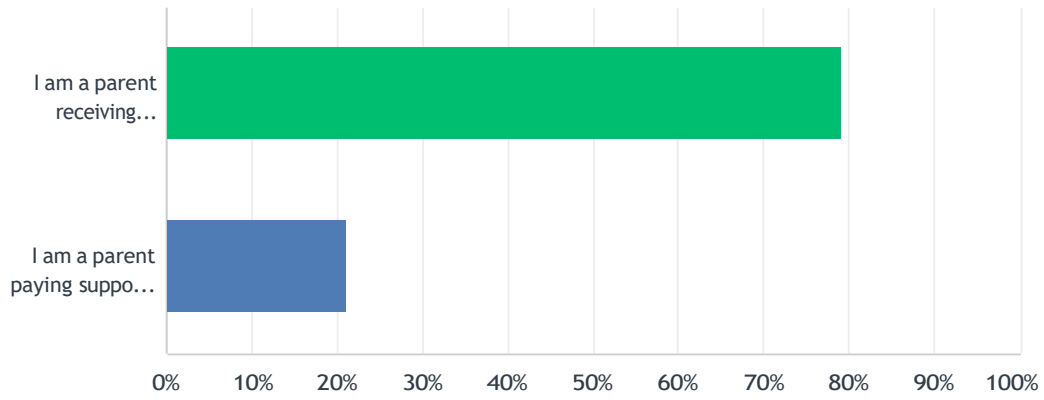
## Public Input Survey

261	I do not have a child support order	1/27/2022 3:06 PM
262	I don't know. Not the orders prior to the law changing it was not.	1/27/2022 1:15 PM
263	111	1/25/2022 11:26 AM



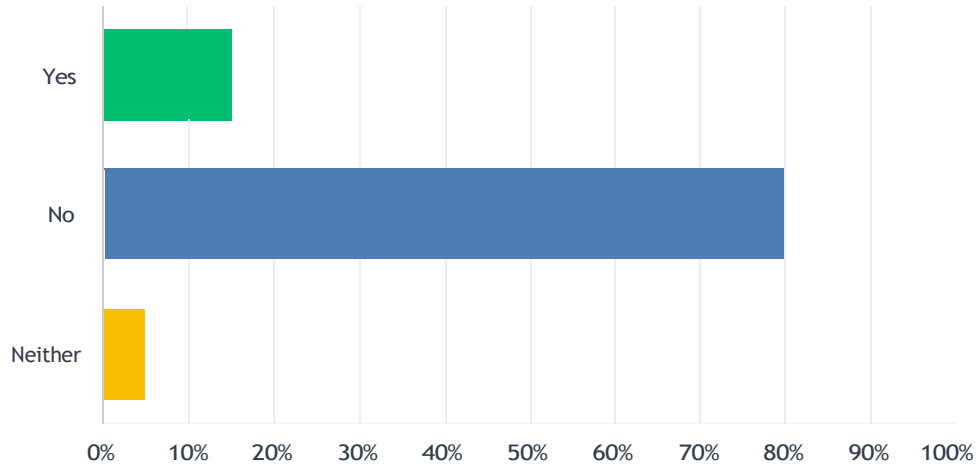
## Q20 Do you receive or pay support?

Answered: 466 Skipped: 148



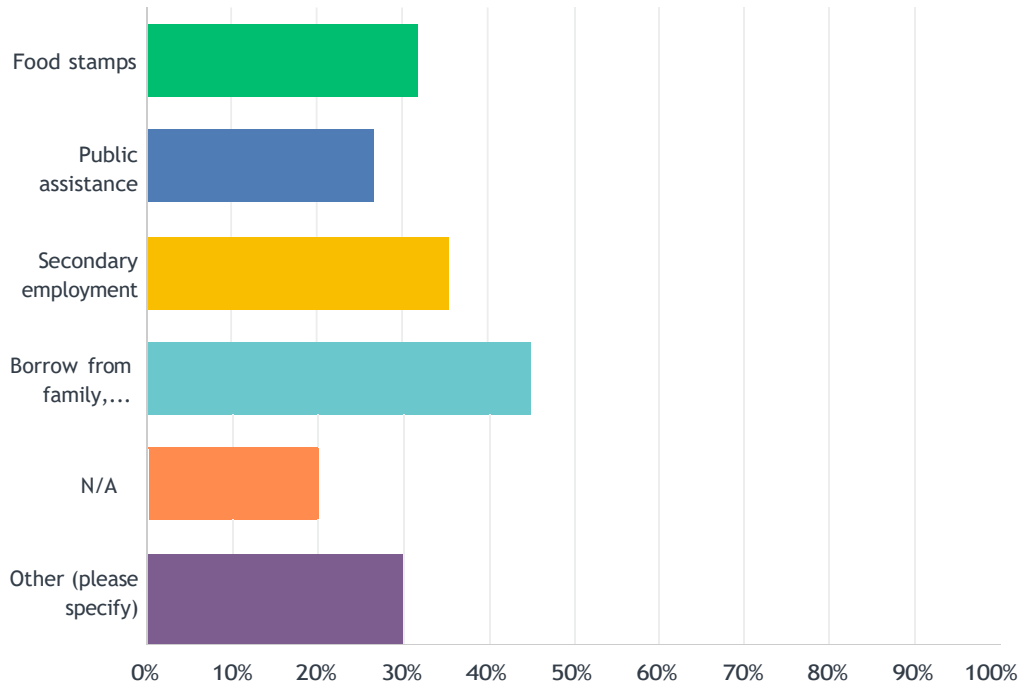
## Q21 Do you believe the support amount is enough to support your child(ren)?

Answered: 367 Skipped: 247



## Q22 I must subsidize with additional resources, such as: (choose as many as apply to you)

Answered: 362 Skipped: 252



#	OTHER (PLEASE SPECIFY)	DATE
1	Unemployed no Income	9/7/2022 3:59 AM
2	Help	7/5/2022 5:45 PM
3	buying most items second hand, skimping everywhere I can, keeping the HVAC at level too high or low depending on the season to keep utility bills low, etc etc... the list goes on	6/16/2022 9:27 AM
4	all of the above plus many employers/gigs throughout the years- not all at the same time. I did have many employers/gigs/jobs when I was able to work.	6/15/2022 9:17 PM
5	help form food pantries and church help	6/8/2022 7:33 PM
6	Dip into 401K	6/8/2022 7:24 PM
7	when I even get alimony, it's all spent on paying kids and household expense.	6/7/2022 9:15 PM
8	Loans	6/6/2022 9:45 PM
9	go without	6/1/2022 9:42 PM
10	reliance on free child care from family	6/1/2022 8:46 PM
11	Work up to an additional 40hrs of overtime per pay period	5/26/2022 6:46 AM
12	I have had to use multiple things to get by	5/24/2022 4:41 PM
13	Tax Credit, Returns, Government Assistance, Coupons, & such	5/22/2022 9:04 PM
14	Have thought about public assistance but know I will get turned away because I am a white	5/11/2022 2:40 PM

Public Input Survey

male.

15	Housing	5/11/2022 6:07 AM
16	I need further assistance but denied for exceeding "income limit"	5/6/2022 4:23 PM
17	Medicaid. Other parent never provided insurance as ordered	5/5/2022 4:47 PM
18	Ask for fee waivers, grants, scholarships, etc for my kids from schools, community, activities; go to food pantries. My own health deferred- wearing 15 year old glasses, dental work, deteriorating physical and mental health due to stress of doing all on my own, used up savings, I'm 61	5/4/2022 9:06 PM
19	Keeping them from doing extra activities because it's not enough	5/4/2022 8:46 PM
20	if he would pay it it would be sufficient	5/4/2022 7:03 PM
21	My son's father has not paid consistent child support since Nov. 2019 even though it is court order. I did receive two payments because he received a letter stating that his license would be suspended, but after that one-time payment he stopped. I have to borrow from family at times to help pay for child care which is extremely high right now. I should be receiving court ordered child support but I do not so it is hard to answer these questions. Please fix this.	5/3/2022 3:45 PM
22	WIC, don't qualify for food stamps	4/29/2022 10:21 PM
23	borrow when needed	4/27/2022 12:45 PM
24	Salvation army and food pantries	4/26/2022 7:56 PM
25	State changed the interest w/o notice	4/26/2022 7:29 AM
26	It was based off of him being unemployed	4/22/2022 7:59 PM
27	I also do not qualify for any public assistance due to income qualifications being exceeded	4/21/2022 10:03 AM
28	SSI	4/21/2022 12:46 AM
29	My husband takes on additional work when he can on top of his full time job and going to school	4/21/2022 12:06 AM
30	Charity	4/20/2022 10:08 PM
31	Find employment that pays more	4/20/2022 9:35 PM
32	Gifts from church etc	4/20/2022 8:09 PM
33	For the first 10 years after the child support was established I had to work more than 1 job, utilize public assistance and at get into credit card debt to sustain the family needs	4/20/2022 9:00 AM
34	Support doesn't include health care or school; which you then have to go after spouse for or take him to court so it is a lose lose for spouse taking on financial responsibility to provide thee basic necessities. In addition cover full cost for insurance with no reimbursement.	4/20/2022 8:38 AM
35	Take advantage of sales, coupons, payment plans, or go without.	4/20/2022 7:20 AM
36	Public Housing	4/19/2022 11:28 PM
37	step parent's income	4/19/2022 11:19 PM
38	If I had to rely on the support, it would not be enough. I work 2 jobs to allow me to save all the support to help pay for college.	4/19/2022 11:15 PM
39	high paying job	4/15/2022 8:25 AM
40	FMily asst	4/14/2022 12:35 PM
41	plasma donations, recycling junk	4/13/2022 9:13 PM
42	I make.to.much to get link we use food pantry	4/13/2022 5:18 PM
43	i had several jobs until i got sick. i was forced by homeless shelter to apply for public assistance after i got sick and became homeless.	4/12/2022 4:32 PM
44	Work a full time job	4/11/2022 2:46 PM

Public Input Survey

45	Suck it up as they say it. My ex is dead beat self employed/getting paid under table dad, working the system, educated by his attorney that he can afford. While I am disabled cancer survivor on feeding tube, so there is no opportunity for me to earn more, or work, no opportunity to qualify for aid either since my disability benefits is right border line on poverty guidelines so I am glad my child and I can at least qualify for Medicaid but we definitely dont qualify for food stamps or anything else. It is very unfair knowing that my ex pays almost no child support at all, but drives brand new Audi, has built a brand new \$300k house, has plenty of cash getting paid under table and is cooking tax books so he does not need to pay more child support bringing my child's living standard to the same standard that he, his new family, his new kids enjoy. While our state child support enforcement acts as if there is nothing they can do to make sure that he pays at least regular child support. He has over \$50k child support arrearage without intrrests since the state child support removed the intrrests, otherwise he would be close to \$100k arrearage if intrrest was not removed. If state would follow his whereabouts for few months, the state would have a strong case to not just put him in jail for laying to the court/judge about his income but to put him in jail for irs fraud and welfare fraud. State is ignoring all my reports.	4/9/2022 4:53 PM
46	free lunch programs	4/7/2022 9:42 AM
47	I currently am not getting the Support Order as I was a participant of TANF in the past.	4/7/2022 6:08 AM
48	Work extra hours	4/6/2022 8:48 PM
49	I was on public assistant for about a year or so	4/6/2022 8:48 PM
50	SSI. My child is severely disabled	4/6/2022 8:42 PM
51	Medical card	4/6/2022 7:00 PM
52	Received no help other than family & friends	4/6/2022 4:51 PM
53	Loans	4/6/2022 1:56 AM
54	Considering secondary employment.	4/5/2022 10:29 PM
55	I worked, and the mother was ordered to pay \$21 a week. She never paid. Still hasn't paid. Won't pay.	4/5/2022 7:47 PM
56	Overtime	4/5/2022 7:16 PM
57	Credit Cards	4/5/2022 9:25 AM
58	credit cards, overtime when available	4/5/2022 9:22 AM
59	Credit cards supplimet until I get my tax return	4/5/2022 8:35 AM
60	Food pantries because I don't qualify for food stamps	4/4/2022 10:19 PM
61	Used 401k and life insurance loans	4/4/2022 9:33 PM
62	Help from organizations like Children's Home, Hope Chest etc	4/4/2022 9:10 PM
63	Food pantry visits, second hand-clothing	4/4/2022 8:52 PM
64	I had to work 3 jobs for many years. Again no action was taken after years of no payment	4/4/2022 7:56 PM
65	Health insurance	4/4/2022 7:36 PM
66	Wic	4/4/2022 7:23 PM
67	Go without	4/4/2022 5:28 PM
68	Utilize other sources for child care	4/4/2022 5:24 PM
69	Overtime because he has not paid in 15yrs and Illinois has done nothing about.	4/4/2022 4:23 PM
70	I don't need to subsidize, but what he is paying is less than what he should be. I am careful in how I spend our money and am always able to pay the bills, but it is frustrating to always have to figure it out	4/4/2022 3:55 PM
71	Work and go to school and take care of child	4/4/2022 3:39 PM

Public Input Survey

72	I went back to school to get a higher paying job that pulls me away from time spent with my child.	4/4/2022 2:52 PM
73	bankruptcy	4/4/2022 2:21 PM
74	It would be enough if it was being paid but his employer won't garnish his wages	4/4/2022 1:50 PM
75	anyway I could I had to supply children with needs	4/4/2022 1:13 PM
76	Go w/out things..sell family heirlooms, & luxury items.	4/4/2022 12:12 PM
77	Not at this time but I was going through nursing school recently and had to use all of the above to support myself and the children.	4/4/2022 11:53 AM
78	I have to work overtime in order to meet every weeks end.	4/4/2022 11:34 AM
79	I since he doesn't pay sometimes for six months at a time I go and pick up extra shifts to cover the needs of the kids which just increases my income and then he takes me back for a modification and he is able to decrease his income because he's not paying for his children and therefore is now legally entitled to a reduction in child support so unfair	4/4/2022 11:27 AM
80	Current spouse helped with support	4/4/2022 11:24 AM
81	Work over time and rely on family to help babysit	4/4/2022 11:16 AM
82	Credit cards	4/4/2022 11:14 AM
83	I must work extra hours to cover what other parent does not pay	4/4/2022 10:58 AM
84	There is no supplement available due to my income. I have a child with Type 1 diabetes and another with seizure disorder and medical expenses were not taken into consideration. I was denied medical assistance with my Type 1 child	4/4/2022 10:58 AM
85	I have 4 jobs	4/4/2022 10:53 AM
86	I make enough that I can cover my portion of childrens expenses. What isn't accounted for is having to cover the other parents expenses for an extended period of time such as 5 years. I do obtain food from food pantries that are not dependent on disclosure of my income.	4/4/2022 10:52 AM
87	Working 10 hour days, while my ex works part-time for himself and writes off so much it appears he makes less than me. It is INCREDIBLY unfair.	4/4/2022 10:50 AM
88	work a lot of OT	4/4/2022 10:46 AM
89	Husbands income	4/4/2022 10:43 AM
90	I wish I could qualify for any assistance. But I make too much money. Also it should be noted that most food banks are open during the day during the week...During work hours! So us who work hard and do not receive court ordered support are left in the dust. Sheesh I would take ANYTHING	4/4/2022 10:37 AM
91	I have used my saving to cover expenses	4/4/2022 10:37 AM
92	Food pantries	4/4/2022 10:36 AM
93	TANF	4/4/2022 10:35 AM
94	I don't get food stamps	4/4/2022 10:14 AM
95	Employment	4/4/2022 10:00 AM
96	spouses income	4/4/2022 9:46 AM
97	Still waiting on support	3/30/2022 11:24 AM
98	Debt via credit cards	3/11/2022 6:16 AM
99	Go into debt	2/22/2022 6:43 PM
100	family income	1/28/2022 9:02 AM
101	Prior to working for the state, I had to get public assistance and medical for my kids from the state. The support received didn't even cover my daycare expenses I had for my kids. So, I	1/27/2022 1:20 PM

Public Input Survey

had to utilize all the options above to assist in providing for my kids.

---

102

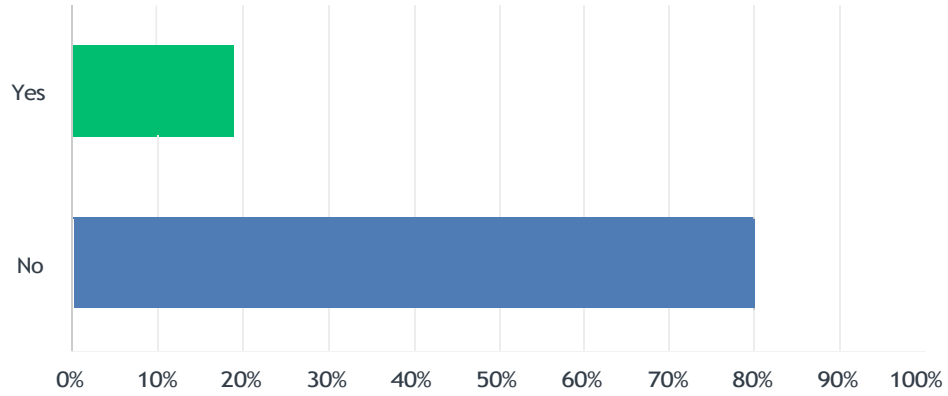
I chose yes above

1/20/2022 2:27 PM

---

## Q23 Do you believe that the support amount ordered was fair and equitable?

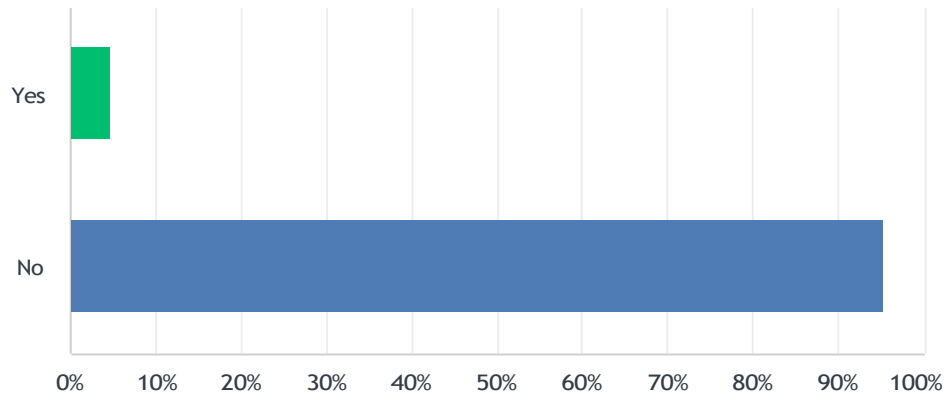
Answered: 364 Skipped: 250





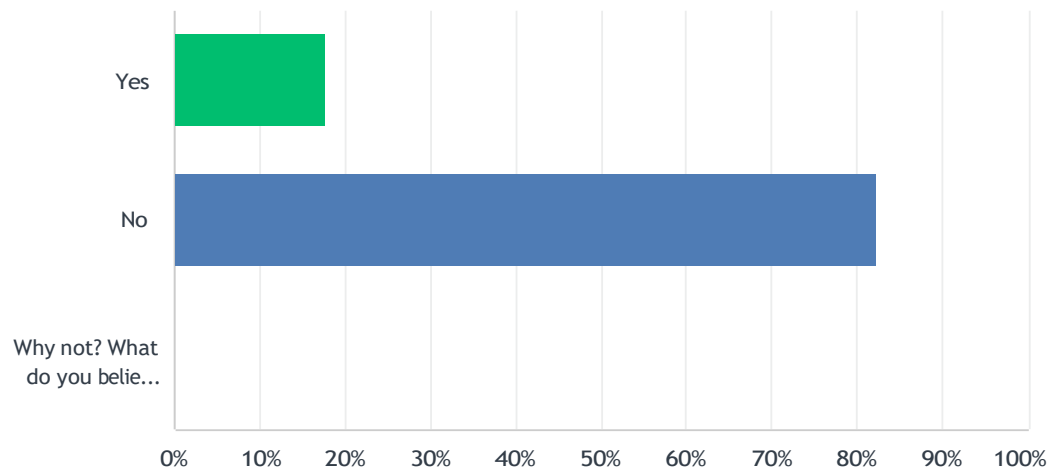
## Q24 Were you satisfied with the support amount you received?

Answered: 300 Skipped: 314



## Q25 Did the amount adequately address your family needs?

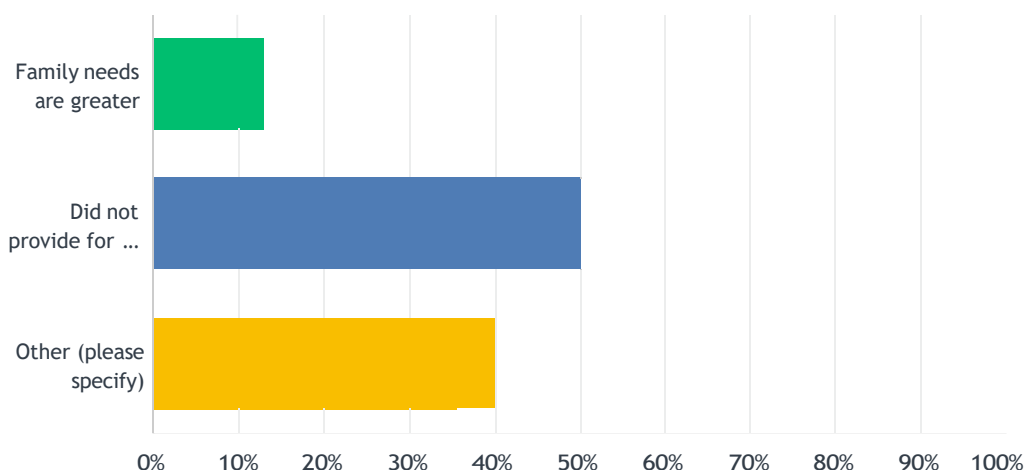
Answered: 363 Skipped: 251



#	WHY NOT? WHAT DO YOU BELIEVE WAS NOT CONSIDERED?	DATE
	There are no responses.	

## Q26 What, if anything do you believe was not considered?

Answered: 349 Skipped: 265



#	OTHER (PLEASE SPECIFY)	DATE
1	All forms of income like doordash, amazon flex etc	6/22/2022 9:41 AM
2	Penalizes custodial parent who works extra jobs to bring in extra income while allowing NCP to remain under employed. Calculator gives the NCP less obligation the more the CP works.	6/20/2022 11:24 AM
3	the order amount was so low. too low to even come close to half the cost of caring for a child.	6/15/2022 9:18 PM
4	I am unemployed and have health issues low income single mom	6/14/2022 11:32 PM
5	Both above and NOW EVERY ASPECT FOOD, housing and GAS AND WAY BEYOND WHAT WAS REASONABLE. I can't make ends meet!	6/8/2022 7:26 PM
6	Didn't account for higher cost of living in certain neighborhoods (forced to live in Lake Bluff-Lake Forest area by the Court to keep children near their rich father who lives in luxury mansion on Lake Michigan while I have to rent)	6/7/2022 9:16 PM
7	Judge highly compared our salaries and did not consider the child's needs	6/6/2022 9:46 PM
8	The amount has been reduced due to him quitting his job to accept a lesser paying job after he got married. He then requested a reduction of child support based on his income, since the court could not consider his wifes incomes for support.	6/2/2022 12:03 PM
9	DCC-HFS would not collect the ordered 50% for extra or pursue the base child support ordered	6/1/2022 9:43 PM
10	noncustodial parent was refusing to work at a job, and instead worked for unreported cash for himself while claiming indigence.	6/1/2022 8:47 PM
11	In court CS understated the other parent's income by \$17,000 per year.	5/25/2022 9:07 PM
12	This is what I am presenting receiving without a court order	5/22/2022 9:05 PM
13	Well in my case she had custody i paid \$352 a paycheck and now I have custody and she pays \$100 a paycheck	5/11/2022 3:00 PM
14	Judge did not require proof of assets from paying parent, therefore they accepted whatever he verbally quoted as income.	5/10/2022 4:05 PM
15	Custodial parents with sped needs children care for children long after support stops and then become sole caregiver and sole support financially for the children/adults	5/5/2022 4:51 PM

Public Input Survey

16	% did not reflect actual parenting time split - Basis for support derived on 50-50 parenting time —actual parenting time is 99-1. Expenses incurred on my parenting time, as well as my earning potential decreases when I have kids all the time	5/4/2022 9:09 PM
17	inflation on prices	5/4/2022 7:03 PM
18	He didn't pay. Owes \$12k+	5/4/2022 6:06 PM
19	Other parent refuses to pay for any additional expenses even though it is written into our decree. Child has a diagnosed disability.	5/2/2022 3:52 PM
20	Daycare and medicine	4/27/2022 9:20 PM
21	he lied and is getting paid under the table at a 2nd job	4/27/2022 12:46 PM
22	The non custodial is living lavishly and can pay more	4/26/2022 7:30 AM
23	Child has special needs and that wasn't taken into account	4/21/2022 9:48 PM
24	Childcare was not included in support and is very expensive. What I receive from support covers only part of weekly child care cost. So no other expense is really covered.	4/21/2022 11:34 AM
25	What he was ordered to pay I could've made work but he doesn't pay	4/21/2022 7:26 AM
26	As the increases in age, their needs become greater.	4/20/2022 9:01 PM
27	Father quit his job to avoid paying.	4/20/2022 8:09 PM
28	I dont ever get support and the state does nothing about it I even told his PO and nothing	4/20/2022 1:53 PM
29	He was supposed to pay health insurance and never did, added expense for me	4/20/2022 1:49 PM
30	Not receiving support ordered.	4/20/2022 11:29 AM
31	I received \$80 a month for each of my twin daughters. It was basically an insult to the needs of my daughters. I attempted to hire an attorney to update the child support in court but they charge over \$5,000 and I could not afford those legal fees. The state basically leave it up to the parent who receives the child support to figure out where the other parent works, how much he makes and send all the paperwork to the agency to start the process. That is inappropriate especially when the reason for divorce was domestic violence. The abused parents should not have to be in involved in tracking the other parent for safety purposes.	4/20/2022 9:03 AM
32	It does not keep up with inflation. Would not even cover utilities if I divided by number of people living in household. then to mention food, basic necessities, school and health care visits. We have not even looked at extra curricular.	4/20/2022 8:40 AM
33	My child has considerable medical issues and child support did not take that into consideration. Even though health insurance was provided by the state there are considerable out of pocket costs associated with a medically complicated child.	4/20/2022 8:36 AM
34	paying parent's very few overnights with kids, lack of taking kids even when their supposed to; financial burden falls more on custodial parent	4/20/2022 8:22 AM
35	Health insurance	4/20/2022 7:29 AM
36	The amount provided, which has not changed even with modifications in over 6years, didn't even cover a week's daycare tuition, let alone clothing, food, extracurricular activities, or transportation.	4/20/2022 7:23 AM
37	Teenage boys groceries, clothing, shoes, hobbies, etc are significantly more expensive.	4/20/2022 7:13 AM
38	My child is now receiving special education services, and private therapy which is expensive	4/20/2022 6:08 AM
39	the number of children, needs, and expenses	4/20/2022 3:11 AM
40	I'm fighting cancer since 2014 and have lived on ssi with 2 kids. State doesn't care that aside was only 735 a month when I tried getting child support.	4/19/2022 11:29 PM
41	does not provide for the increase in costs of care as kids age or the true costs of raising more than one child.	4/19/2022 11:20 PM
42	Periods of nonpayment	4/19/2022 11:17 PM

## Public Input Survey

43	he never paid	4/13/2022 9:13 PM
44	The cost to raise kids changes with age. My kids are teens now and it cost more to raise them day to day compared to a infant. And I make to much to get any public assistance.	4/13/2022 5:21 PM
45	N/A - The court order granted was fair	4/11/2022 2:47 PM
46	It is a very complex case due to my disability. I am already dealing with few government agencies (state/federal) where laws are literally contradicting/overlapping each other. What has happened to me and my child I call it disabled people abuse and child abuse by government agency negligence and not too well thought out programs. Social security provides benefits to my child due to me being disabled mother, however that federal government provided benefits to my child is for my child's benefits/use only and I as parent can get prosecuted if I use her benefits for my needs/wants. Our wonderful State of Illinois publicaid office tells me that all the benefits I get for me and my child is my household income and based on combined income I should be on spend down for Medicaid and plus I have plenty of non covered medical supply/meds that Medicare/Medicaid dont cover anyhow, so I explain to publication that I literally should not touch my child's federal social security benefits since as representative payee it is for child not for me, so my own benefits between housing, food, utilities, transportation, my medical expenses etc can't be enough for the household less for medical non covered expenses. Where I again should not use my child's benefits to cover my bills and my medical stuff. Then my ex, dead beat parents very seldom child support payments throw all that borderline Medicaid qualifications out the window when he sends one month no support, one month \$100, one month \$350, then few months nothing again, and so on. I have enough stress dealing with my cancer stuff, medical appointments, therapies, spending hours on phone between doctors, insurances, pharmacies, prior authorizations, then being a mom running household, chores, raising a child, school stuff, extra curricular stuff, where dealing with government agencies which have not even made clear laws how state and federal agencies should work together or where federal or state laws over ride each other, and how to treat disabled case combined with Medicaid case and child support case, is literally giving me stress, anxiety, fear, depression how to raise my child in such circumstances. Again my life is disabled person mental abuse and child abuse what everything is placed on my family without much of regard of state/federal employees how to make life of people like myself more simple, manageable where I can focus on my health and my child, instead of sending me in circles around, living in stress, uncertainty, while again my ex, dead beat parent is literally rewarded by state, irs, federal government of living the "American Dream" as criminal while I as cancer disabled mom am 100% alone raising his child time-wise and get even punished by all the agencies having the burden to make it all somehow work togetherwhile none of those programs ware designed with families in mind like my family (single disabled mom at poverty level dealing with dead beat/cooking tax books/paid under table rich dad, where government state/federal makes my life hell but rewards the criminal by leaving him alone for last 15 years). I can just say shame on federal/state agencies, especially child support enforcement for watching my child grow up in poverty, even where publicaid is trying to force me to use my child's federal benefits for my cancer medical expenses, while everyone looks away that my child's dad has 20x better standard of living than his child does empire me reporting it left and right.	4/9/2022 5:31 PM
47	Kids cost more as they get older	4/8/2022 8:07 PM
48	the parent NOT paying the support	4/7/2022 9:43 AM
49	Again, my child does not see any of the Support due to our family being past participants of TANF.	4/7/2022 6:09 AM
50	He has not provided his tax return so it was an income that he stated he made that is how the child support amount was determined	4/6/2022 8:49 PM
51	I have a severely disabled child. Guidelines are based on Normal children. Judges with there zero medical education and NO guidelines for disabled children means they can do whatever they want.	4/6/2022 8:49 PM
52	Cost of health insurance for custodial parent	4/6/2022 7:03 PM
53	Besides non-payment of support, healthcare, incidentals not factored into cost of living	4/6/2022 4:53 PM
54	He refuses to pay, so any amount would beat nothing!	4/6/2022 9:54 AM
55	Child has medical needs	4/6/2022 5:17 AM

Public Input Survey

56	Other parent did not pay amount court ordered	4/6/2022 3:10 AM
57	Filed still waiting	4/6/2022 12:53 AM
58	School Requirements	4/5/2022 10:34 PM
59	Didn't pay or help with school, food, sports or anything my daughter was involved in. The mother never paid	4/5/2022 7:48 PM
60	arrears and interest as well as retroactive-took 7 years to get a modification court date	4/5/2022 7:35 PM
61	My support order was never reactivated once the NCP was out of prison	4/5/2022 7:17 PM
62	My ex-husband does not pay anything. He says he owes to much money to other people.	4/5/2022 5:11 PM
63	I am fully responsible for all health insurance, out of pocket medical costs, extracurricular activities, education, everything. He does not pay his support in full each month and has yet to be penalized with interest.	4/5/2022 9:26 AM
64	Healthcare, dependent care, extra-curriculars, not considered	4/5/2022 9:23 AM
65	The expense of daytime care. The children have fewer expenses overnight.	4/5/2022 6:12 AM
66	Not receiving support	4/4/2022 10:25 PM
67	what happens when he doesn't pay and you have to do all the leg work to find him or get support going again	4/4/2022 9:34 PM
68	How much things cost. Courts have dated understandings of current prices. However things should still be fair to the partying paying out support as well, it's very situational.	4/4/2022 9:12 PM
69	Take action against those that do not provide the support in the court order	4/4/2022 7:58 PM
70	All of above and also covid had shut down my employment at the time so inaccurate math was done and payor party was able to hide finances, bonus. Etc from the lack of care by states representative	4/4/2022 7:25 PM
71	would be enough if the amount had been paid. arreers are greater than \$20k	4/4/2022 7:23 PM
72	Need more clarity	4/4/2022 6:16 PM
73	There is no enforcement for lack of paying in Illinois	4/4/2022 4:24 PM
74	Father was an attorney and dragged me through the system to the point of no representation and bankruptcy	4/4/2022 4:17 PM
75	This is purely my fault. I agreed to a lowering of what was recommended because I was concerned that my ex-husband would not be able to pay that much and that it would put him in a bind financially. Now he makes quite a bit more than he did, but he is not paying more.	4/4/2022 3:56 PM
76	All of the above. I spend all my money on my child and he gets to pay less then 10%	4/4/2022 3:40 PM
77	Both children had medical needs that child support barely helped cover on top of the basic necessities	4/4/2022 3:22 PM
78	cost of living increases and never receiving a modification	4/4/2022 2:32 PM
79	It's a fair amount	4/4/2022 1:50 PM
80	Punished mother for working hard to provide for children	4/4/2022 1:31 PM
81	Needs become more as child gets older or has health issues. Should have automatic modifications for economic increases	4/4/2022 1:20 PM
82	the only issue per the court was what the father wanted to pay - pathetic \$128 monthly	4/4/2022 1:14 PM
83	Initially it was fair, however he quit seeing the children and I was and am 100% responsible for all costs, he quite paying insurance and now quit paying support, after multiple attempts in speaking with People regarding this, nothing has been done to hold him accountable. I have spent thousands of dollars on my attorney trying to get child support	4/4/2022 1:05 PM
84	IL kicked my case over to IN as the NC parent moved across state lines. IN didn't take many things into consideration.	4/4/2022 12:53 PM

Public Input Survey

85	Did not account for growing needs of the child and inflation	4/4/2022 12:40 PM
86	Never got it	4/4/2022 12:22 PM
87	Their father rarely takes them leading to increased costs burdened on me.	4/4/2022 12:19 PM
88	Child has significant disability. His needs are greater than the support provided	4/4/2022 12:13 PM
89	I have an order but do not actually receive any child support	4/4/2022 11:59 AM
90	The paying parties income was higher than claimed but the amount was still based on previous years.	4/4/2022 11:54 AM
91	I didn't receive the support I was awarded.	4/4/2022 11:44 AM
92	Both the above I did not take assets into consideration at all non-custodial parent claimed to only make 16,000 a year to support four kids and yet his financial statement showed he lived on over 35,000 a year even though the courts stated by law I was entitled to 35,000 equity in the house they said I would not receive it unless he chose to sell it so he has \$100,000 equity in a house owns his own business into ducks all kinds of personal expenses works for cash and I And I am trying to support five children on an income of about 50,000 a year with no help from anyone he hasn't even paid for the last six months and no one will do anything	4/4/2022 11:29 AM
93	visitation schedule	4/4/2022 11:22 AM
94	It was seldom paid - too costly to fight for it!	4/4/2022 11:20 AM
95	That the non-custodial parent wouldn't pay regularly	4/4/2022 11:14 AM
96	I do not have an order, have tried getting one for 12 years.	4/4/2022 11:13 AM
97	Na	4/4/2022 11:09 AM
98	Does not include any costs for Child Care for working parents	4/4/2022 10:59 AM
99	Have to cover the other parents ordered expenses as they refuse to pay the allocation indicated in the court order. Which I then must incur additional legal fees to recoup the ordered expense allocation years after the fact while the offending party is receiving an interest free loan that may or may not be paid back once the bill is settled and the minors are 18. My credit cards don't grant me interest free loans yet I am now the private subsidizing bank of deadbeat parent along with unnecessary legal fees. As the state won't disclose the pertinent interest allocation in a specific case until the matter is current and all children 18. But I can bring it up to the state and must prove interest exceeding \$500.00 for them to consider investigating the case rather than providing detail information for individual cases online and how moneys are allocated to which portions of debts, medical, child related, misc and which incur interest.	4/4/2022 10:57 AM
100	Car insurance when child turns 16-college past 18	4/4/2022 10:56 AM
101	family needs are greater and cost of living	4/4/2022 10:54 AM
102	Rent/Mortgage costs in our area are much higher than some other areas, groceries, utilities etc, are expensive, especially now! My ex works for himself as a lawyer with his own firm and owns real estate and writes off most expenses, making his income appear much lower than it is. Also, the 146 nights limit is not fair because he does not do most of the parenting, but gets reduced financial responsibility. The system is incredibly skewed and unfair to hard working single parents that do what they're supposed to do.	4/4/2022 10:53 AM
103	It doesnt take into account the amount of time he doesnt have them and i have to feed them. He doesnt not pay for the required half of sports and activities and health bills. I send him the receipts and he never pays them.	4/4/2022 10:52 AM
104	needs change so should be reexamined	4/4/2022 10:47 AM
105	Divorce was in 1990. He never paid. He should have been required to go to etoh treatment. 2 of my 3 children are disabled. I needed help, never got it. He abandoned us and never paid and never worked	4/4/2022 10:44 AM
106	Na	4/4/2022 10:43 AM
107	I was never shown how much he makes.I receive 250 dollars a month that doesn't come close to really helping me take care of my daughter's needs.But in order to get divorced I reluctantly	4/4/2022 10:43 AM

Public Input Survey

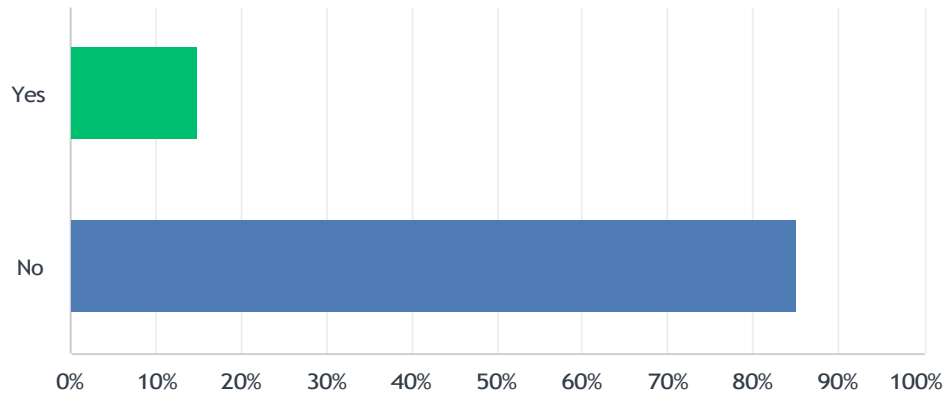
agreed to it.

108	Did not cover medical, dental, vision or extra curricular	4/4/2022 10:38 AM
109	Does not take into account disabilities	4/4/2022 10:37 AM
110	Does not include school fees, sports, or daycare. He moves away with new girlfriend and now i have to drive to meet him and no compensation.	4/4/2022 10:36 AM
111	Inflation	4/4/2022 10:32 AM
112	Nothing	4/4/2022 10:24 AM
113	Out of pocket expenses / activities	4/4/2022 10:21 AM
114	He pays \$0. The order is for \$0.	4/4/2022 10:07 AM
115	Does not provide basic needs, school, clothing, essentials	4/4/2022 9:58 AM
116	Did not provide for when I originally filed	4/4/2022 9:51 AM
117	Have not received order	3/30/2022 11:24 AM
118	All of the above... kids have activities, eye glasses, dentist	3/9/2022 6:33 PM
119	He quit his job so the judge imputed his income to 67% of what he had made over the past 3 years.	2/15/2022 3:35 PM
120	With initial order- cost of day care. I was required to pay it all. He did not have to help. \$200 did not even scratch the surface of diapers and daycare a month. As our child grew older a cost of living expense would have been nice but not sure with the way he job jumped he would have been able to do that. Also, I was aware that he had large sums of money in his name , and accounts is both his and his father's name that he would live off of for long stretches of time so that he would not have to work. Since it was not income it could not be considered for support. So he was able to continue to pay low amounts of support which I found to be frustrating. I was fortunate that I have a job that I could take care of my child without the support. She just would not get all of the extras. I got to where I put the money aside to use for Prom, homecoming and college. I was fortunate enough to be able to do that and use the support for the extras. Many parents cannot.	2/4/2022 12:05 PM
121	My support is \$40/ week... Even if I match that amount and double it, family needs will always be greater... I work two full time jobs to provide a good quality of life for my child. I make too much with my first job to qualify for any government assistance, but not enough to afford a home in a decent area with a good school rating. So, I work two full time jobs to make it happen..	1/31/2022 9:34 AM
122	RR works for cash and we could not prove all income	1/31/2022 8:54 AM
123	The amount of support was not fair as it did not take into account the financial resources of the payor's household	1/28/2022 9:02 AM
124	Father did not pay child support - not a dime, not able to enforce	1/27/2022 4:47 PM
125	Daycare, food, shelter, transportation, school expenses and extra curriculum activities. Not automatically getting cost of living increases like other states provide. the fact that the ncp has a business and they give credit for a lot more than what a W-2 worker gets. How does an NCP make over 100,000.00 yet only ordered to pay 400.00 per month? When daycare was 220.00 a week alone?	1/27/2022 1:20 PM



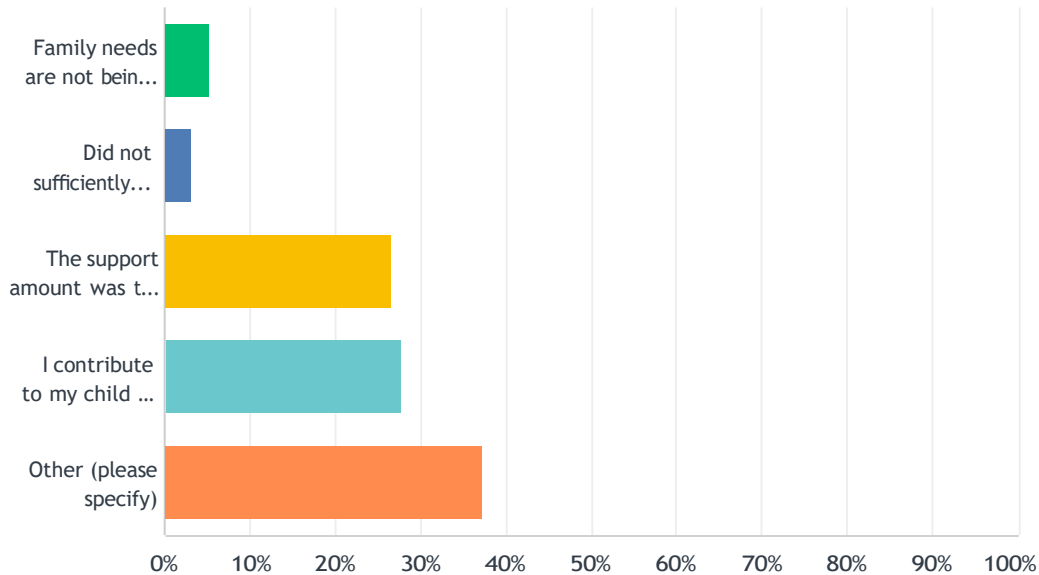
## Q27 Do you believe that the support amount ordered was fair and equitable?

Answered: 94 Skipped: 520



## Q28 Why do you believe that the support amount ordered was not fair and/or equitable?

Answered: 94 Skipped: 520



#	OTHER (PLEASE SPECIFY)	DATE
1	The mother in my case has more financial assets than me, yet I am stuck with paying \$1,500 a month for support, and I only get to see me child less than half of the time.	7/10/2022 8:17 PM
2	Did not take into consideration another active child support order on the case.	6/21/2022 5:44 PM
3	Support did not go to my child and I contributed in other ways in addition to the support because it was necessary to do so.	6/15/2022 8:00 PM
4	The judge was being vindictive because I filed a complaint against him for criminal acts and the crimes he allowed to occur in his courtroom so he impuned my income by \$30k more a year than I was making and he also made it retroactive by one year after initially ordering that he wouldn't and made me \$6,000 in arrears from day one and I still haven't recovered 18 years later. He also dismissed my case for a modification twice in an effort to cover up his corruption.	5/27/2022 3:12 PM
5	I was required to answer the question before moving on. I don't have a support order. The survey options are limited and need more options.	5/26/2022 9:12 AM
6	Child support should not be consider for rent because with or with a child we all need to provide a home for our selfs. Also Child support should be regulated like link since the government and only be used for clothes and kid stuff. If the state of illinois wants to garnish wages. They should protect to make sure the kid are getting money. There is also and issue if they are link why are the still getting child support for food?	5/4/2022 9:38 PM
7	was not equitable to his "half"	5/3/2022 8:33 AM
8	Judge order was done considering unemployment not my job w2.	4/29/2022 10:29 AM
9	gsdadfdf	4/26/2022 4:44 PM
10	All the above	4/26/2022 7:11 AM

Public Input Survey

11	Mother has no legit need for the support	4/20/2022 12:58 PM
12	I don't owe parent anymore	4/20/2022 3:23 AM
13	The current situation is more fair, but for years I provided more support than was needed and the other contributions I was making were not considered. My ex ended up quitting her full time job and taking a part-time job that paid less than half while I struggled. I made four times as much and still had a much lower standard of living due to the excessive support.	4/8/2022 8:24 PM
14	There isn't a child support order	4/6/2022 11:54 AM
15	Court Order was just fine but execution by HFS is disaster .	4/5/2022 6:03 PM
16	The amount order is not fair, nor equitable, because it is based on a system of nights that the child spends with CP/NCP. However, the system that dictates the amount to pay, does not dictate the number of overnights allowed. To be fair and equitable, the same system should oversee that the number of nights (or quantifiable amount of time) is equally divided too. In my case, the CP made that decision and has refused to allow any time for me to get to know my child.	4/5/2022 5:20 PM
17	N/A	4/5/2022 9:07 AM
18	Support was never orderd on what i made just a judgement based on a weeks wages based on seasonal pay and nothing I did helped. Your system has major flaws..l.e. child support orders ignored state law requiring the employer to with hold the correct amount, childsupport orders do not account for work employees dont get when work slows or stopps. If you cant pay for lawyer you get fucked. I have been for 20 years now.	4/5/2022 1:04 AM
19	I often find my daughter does not have her basic needs met with the child support she gets she should hv things like socks and underwear	4/4/2022 1:18 PM
20	my self employed income was not properly discovered. I went from taking care of my children everyday to owing 28k.	4/4/2022 11:50 AM
21	The support order was improperly modified.	4/4/2022 11:49 AM
22	The kids live with me	4/4/2022 11:04 AM
23	Loaded question. You assumed I was going to disagree with the previous question.	4/4/2022 10:48 AM
24	I not only pay support but I also pay for clothing shoes and other necessities. Also support should be shown to be going to the child. Not being spent by the mother for things that are not needed	4/4/2022 10:44 AM
25	I have other children living with me I am obligated to	4/4/2022 10:20 AM
26	I could not feed my children when they came to stay with me. I was in poverty.	4/4/2022 10:17 AM
27	I do not believe in childsupport	3/31/2022 5:09 PM
28	It is simply not possible to provide for the family needs at the non-primary parents home when 32-50% of their pay is taken from them.	3/24/2022 3:15 PM
29	Income was not considered equitably between parents.	3/9/2022 8:54 PM
30	judicial proceeding corrupted	3/2/2022 8:39 PM
31	At court for the trial that was scheduled to start that day before it began the GAL & judge coerced me to agree not to have the trial & to agree to judgment & allocation agreement written entirely by and with every term favoring only other parent, including maintenance to other parent with grossly more income, balance of her credit card used solely personally by her & including her attorney fees, nearly the entire balance of final fees charged by GAL functioning solely as the other parent's attorney, in total an amount of maintenance, fees, child support that grossly exceeded ability to pay as shown in 13.3.1 Financial Disclosure, Threatened that if I did not agree to cancel the trial that I would never be able to have my child overnight again (whom the other parent had been extensively documented to have been physically, mentally, and emotionally abusing) nd further that I would never see him again without being supervised with a mental health professional present. Forced to choose between still having parenting time with my child and keep trying to get help to stop the abuse being suffered which would also make me instantly suddenly homeless while also stripping me of every material possession and leaving me with not a single asset or dollar, or having the trial and having my parental bond	2/18/2022 2:15 PM

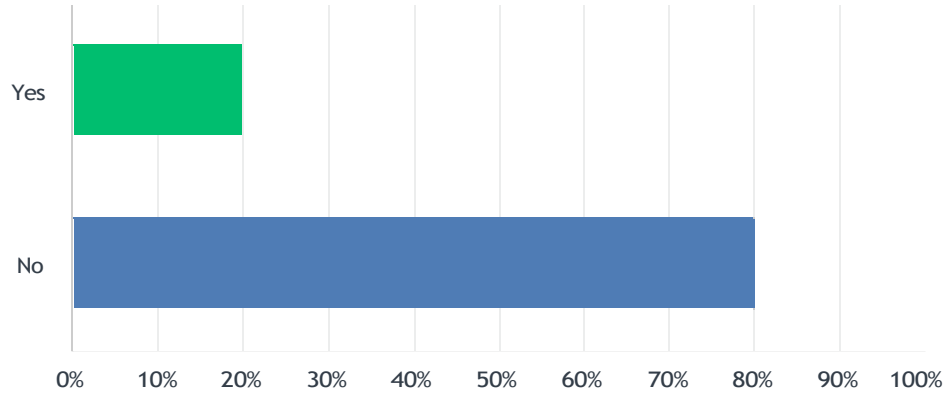
## Public Input Survey

all but severed in the entirety which would leave my child wholly at the mercy of a cruel and abusive parent but which would leave open the possibility of still being made homeless but not immediately and maybe be able to save material possessions such as clothing. I chose my child and being unconscionably and grotesquely being personally, financially, and materially destroyed.

32	Despite making a decent wage, after support and arrearage was garnished from my paycheck, I found myself struggling to afford my monthly bills from the moment garnishment began. Not to mention, this "debt" has absolutely WRECKED my credit score over the years.	2/13/2022 11:10 AM
33	Support did not consider fixed expenses of the obligor for providing for the child - Duplicate items (both parents provide), such as shelter, clothing, toys, etc. Also, imputing income is subjective and often unrealistic.	2/10/2022 11:20 AM
34	No easy process to modify child support based on loss or a job. Ordered based on imputed income, which was unreasonable - family court completely disregarded pandemic, and then lockdown. Ethical dilemma here as well: should a parent pay child support (I do) to a Millionaire if he completely "erased" the paying child support parent from the child's life? For example, my ex prevented me from seeing my daughter for 4 years, while keeping asking more and more of child support as a means to keep abusing me (a Millionaire doesn't need more money from a non-working mother, based on imputed income, to care for 1 child. Very often child support laws are being used by abusers to keep abusing/punishing their former intimate partner	2/9/2022 9:43 PM
35	Na	1/25/2022 11:23 AM

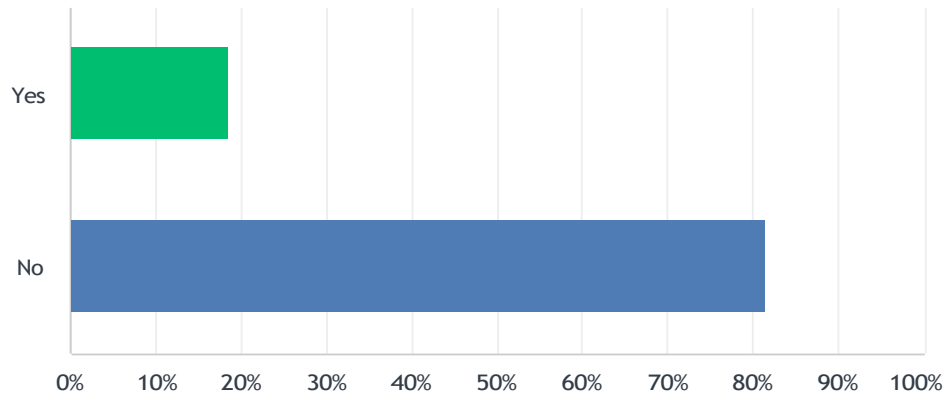
## Q29 Were you satisfied with the support amount you were ordered to provide?

Answered: 93 Skipped: 521



### Q30 Do you feel your voice was heard?

Answered: 383 Skipped: 231



## Q31 What can we do to improve future Town Halls?

Answered: 274 Skipped: 340

#	RESPONSES	DATE
1	Utilize them more	9/7/2022 4:00 AM
2	Everything	8/1/2022 3:29 PM
3	Have them monthly.	7/10/2022 8:17 PM
4	Stop making excuses for men	7/5/2022 5:46 PM
5	Make sure the committee addresses every question sent in early especially those question involving domestic violence and safety.	6/21/2022 5:46 PM
6	We need legislators to hear the impact a NCP's failure to pay child support has on children. Lately, they keep passing new regulations that give NCPs a break. The latest being the new regulation that no longer automatically assigns interest to unpaid support.	6/20/2022 11:25 AM
7	The town hall was a hot mess! Connection was bad, timing was TERRIBLE! - really, 7:00... we are single parents. I personally was calling in from my daughters softball game. thats dinner/homework/sports/bed time. Why is there so much consideration given to the incarcerated individual. Yea, they are in jail... fine. Their support order should go into automatic Forbearance. They owe the money when they get out. It should not be eliminated for the period they are incarcerated. The CP still has to support those children but yet they get off the hook. I am disappointed and disgusted at the lack of support or compassion for CP's who are owed support but yet do not collect it. We still have to figure it out and keep things going for the kids while they get off with little punishment. How about, if any monies is more than a 3 years in arrears that amount can be deducted from ones taxable income. Its not going to solve all the problems in the world, but given that in my situation my ex is nearing \$40k in arrears having a deduction like that would be a great help. There is no help for us. The courts are a joke! I have tried to go Pro Se and its like you get punished for not understanding what the Judge is saying. Why can't there be a division that handles these cases where you can present the facts and stand up for on behalf of your kids without being admonished by the judge. I have lots of strong feelings about this, as you can tell. I feel that the entire system is broken and we single moms are left to try and put together some kind of life for our kids. I am going into debt on a daily basis - especially now with inflation and gas prices - but yet don't qualify for any kind of public aid because of my salary. Just because I make a good living doesn't mean I don't struggle and make sacrifices - the kids make sacrifices too. I wish DCSS could be more helpful.	6/16/2022 9:38 AM
8	your platform didn't allow for easy use. I had no audio. using the highlight feature didn't allow to enter comments into the chat. going into another website to respond to questions/survey doesn't allow to keep reading what is being said in the webinar. I don't know how many platforms are out there. but I have been in zoom webinars where you can: hear it without having to go on open audio myself, and chat , and respond to survey questions on same window without having to go into another website. your webinar, as it was done, was not easy to participate in or follow.	6/15/2022 9:26 PM
9	I had difficulty joining and ended up calling in, so unable to participate. I would love to be able to participate in a different session!	6/15/2022 8:01 PM
10	My ex-husband makes \$100,00+ annually. I lost my job of 17 years because of my court dates and no longer being able to concentrate or remember things. I started with a weekly support amount of \$408, after Pritzger changed o the model something or other, it was reduced to \$93.88.	6/14/2022 11:36 PM
11	I thought this was going to be more like a zoom meeting	6/8/2022 7:35 PM
12	Hire the right elected officials to hear and act on the reality of TODAY!	6/8/2022 7:27 PM
13	Changes in the law need to consider the cost of living differences of different neighborhoods.	6/7/2022 9:17 PM

## Public Input Survey

This is not considered in determining child support or alimony especially in Lake and Cook County

14	Never been to a town hall	6/6/2022 9:46 PM
15	Allow for more personalized questions by addressing less topics at each meeting.	6/6/2022 11:05 AM
16	The audio was kind of an issue for me.	6/2/2022 12:07 PM
17	listen to people's concerns and answer their questions. I leave this feeling that it has already been decided that incarceration will be an automatic \$0 order. Although the children still need to be supported	6/1/2022 9:45 PM
18	No participant-submitted questions were answered, even though the invite said to submit questions ahead of time. I'm not sure if my emails will be looked at, because the email response I received just said to join the webinar. But the panelists were great about allowing people to comment on the planned discussion topics during the webinar. Please check technology to ensure all is working; some of us could not get sound through the computer (even though I tested it beforehand in Webex). I was able to call in for sound though.	6/1/2022 8:53 PM
19	Set them at better time. its dinner time right now! actually send the link out	6/1/2022 6:34 PM
20	I think you may need to have panelists or moderators who are obligors to participate and also there should be at least an appearance of unbiased. Many times I heard people who are paying support speak and use their personal stories as examples of what they were trying to convey and not actually seeking help for personal cases and they were told repeatedly they are not allowed to give legal advice or relate to personal cases, however when many people who received support complained about not receiving their support, panelist seemed to go out of their way to not only give resources but sometimes legal advice and strategies. That's not fair or just, especially if you're truly trying to improve the guidelines moving forward.	5/27/2022 3:19 PM
21	The chat option was not enabled for me during the Town Hall. Someone needed to message or text the moderator that their connection was spotty because her sound was so distorted I couldn't understand her. Margaret Bennet was the best presenter of the bunch. The notice of the Town Hall was not publicized very well to the community. HFS should be sending notices by email to Bar Associations and attorneys to send to their clients as well as other public methods and ads (using Facebook ads., etc). I am active in child support community and I didn't hear about the Town Halls until several had already been held. The survey needs to be reformatted. It is missing legitimate options for takers to consider and then requires a mandatory response that makes assumptions that public takers of the survey WILL have a child support order....not true (at least in my case). #8 of the survey for example only had 3 options and was missing an option that would allow for "For an incarcerated individual - leave any previous support order in place until the incarcerated individual files a Modification (presumably to lower)". I don't believe bad faith actors (those who commit severe crimes against individuals and the public, i.e. felonies) should receive automatic lowering of their support obligation just because they committed a felony. This isn't in the best interest of children as they need support regardless of the bad faith behavior of the parent. The "drive" to automatically lower to \$0 child support has never been in the children's best interest only the economic interest of the system and/or HFS, possibly the NCP who is incarcerated - not children. They should never be assumed to require or need \$0 support orders. There should be at the very least a return to statutory minimums. The idea that children are entitled to \$0 support orders is detached from reality and the best interest standard for children. Town Halls could address some of the topics on HFS policy that HFS doesn't want to talk about but the public does: i.e. 1. more effort to warn NCP Fathers about the consequences of signing a VAP and waiving DNA - they are the cheap adoption documents for fathers-maybe more school education on VAPs; 2. Interest Policy change of HFS has a greater discriminatory effect on black/brown/POC CPs and Children by shifting the cost of calculating interest and pursuing interest to CPs (statistically more women and children). The current policy of HFS is to send out 1 notice at the end of the case to offer pursuit and calculation of interest - given the documented history of incorrect addresses this is too restrictive and should require greater effort to help these families collect and calculate interest. The policy change shifts the costs to private attorneys and the costs are born by primarily POC CPs and children. This policy should be reversed.	5/26/2022 9:25 AM
22	Due to inflation and the cost of living increasing in Chicago, the additional cost falls solely on me, the custodial parent.	5/26/2022 6:48 AM



Public Input Survey

23	As I see it the Town Halls are getting better as time goes on.	5/25/2022 9:08 PM
24	Not sure	5/24/2022 4:41 PM
25	The court is biased towards the fathers. Just because she gave birth, does not mean that the mother is the best provider. There have been numerous times that the power or water has been shut off at my daughters mothers house. She can't/won't keep gainful employment and does not meet the basic needs of my daughter, even with my child support.	5/23/2022 10:57 AM
26	Listen more and get involved more on the homes of the families	5/23/2022 2:10 AM
27	Better Question aires	5/22/2022 9:06 PM
28	You should definitely take into consideration if the parent paying child support is actually paying or not and if it's consistent if they try to hide income If paid cash or have a business and doesn't report it as the child grows so should child support should be re evaluation without having to ask for it there is a lot wrong when it comes to the system and how child support is handled	5/18/2022 8:58 PM
29	More clear communication via other sources and not just email. Many people do not have email or it goes to junk folder. Letters should be sent out to custodial and non custodial parents.	5/18/2022 5:41 PM
30	I think that it was great to provide a platform for individuals to provide input towards the current process/law surrounding child support. It would be great if more background information about some of the laws or how support is truly calculated.	5/11/2022 9:00 PM
31	NA	5/11/2022 5:44 PM
32	Look at the parties in an none biases manner! The courts favor women a lot more then men.	5/11/2022 3:09 PM
33	Didn't get in the town hall	5/11/2022 6:08 AM
34	Let both parents have equal amount of time spent with the kids. So that no child support needs to be paid	5/10/2022 5:36 PM
35	NA	5/10/2022 4:06 PM
36	Moderator to stop personal stories / personal complaints during town hall. Stick to the covered topics at hand.	5/10/2022 3:49 PM
37	This is the first I am hearing of this meeting and I am happy to be a part of it. There are parents that are paying out support and have a seperate order for a different child to receive support. I am one of these. The court process is daunting and scary. I honestly would appreciate if these things were more automatic payment change wise and or we could file motions for change via online or mail instead of taking off work and going to court.	5/10/2022 3:13 PM
38	Have small focus groups to talk with parents. Special needs parents need more support well after and need child support rules adjusted for them. The standard system is helpful.	5/5/2022 4:53 PM
39	It was a great experience, but my circumstances don't apply to most of what was discussed. It's wonderful for parents to find out more information though. Keep it up!	5/5/2022 7:14 AM
40	Address questions submitted prior to and during the townhall meetings.	5/4/2022 11:11 PM
41	Everyone's situation is different. I didn't get enough of my questions answered. Perhaps in the near future give different scenarios on non married parents who are battling with child support. Power points are also a great way to share with people. We spend more time voicing our opinions rather than getting the knowledge and answers needed when dealing within a child support case. Voices matter but that is why there are surveys. I appreciate that the Town Hall exists to get an understanding the rules and regulations for a child support case. However, I attended to recieve some sort of legal guidance due to the fact I'm unable to afford a lawyer.	5/4/2022 10:24 PM
42	Have more	5/4/2022 9:38 PM
43	Give instructions or advice for custodial parents when the non custodial parent hasn't paid their ordered child support in years.	5/4/2022 9:34 PM
44	1) survey in beginning of most important issues to participants. This town hall spent a lot of time discussing incarcerated parents — this issue likely applies to only a small percentage of participants. Needs more focus on the Income shares formulation. Also, no discussion on	5/4/2022 9:15 PM

Public Input Survey

enforcement. All the court orders are not worth the paper they're written on if they're not enforced. IL courts don't enforce

45	There must be an equal balance of custodial and non-custodial parents.	5/4/2022 8:57 PM
46	Cost of activities or needed stuff for the children to be divided in half regardless of whatever financial situation of the other parent is because if they're going on base of who makes more it's going to pay more a lot of parents are getting scared or I keep having problems because of this conversation it shouldn't matter who makes more who has a career who has a business etc it all should be divided in half the expenses that just the child needs... Also the schedule should keep separate from the finances because a lot of parents as soon as they get a child support order and they don't want to keep paying they try to go to court to get a schedule regardless of if they don't love the children or do so that way they can get child support removed I feel it should be something that should be careful regardless if they want to see the children or not if they don't want to see the children okay or well but at least still pay the part that you have mandatory to pay for a child that you created	5/4/2022 8:50 PM
47	Nothing very informative	5/4/2022 7:36 PM
48	I haven't been to one. I wasn't heard in court.	5/4/2022 6:06 PM
49	Child support should be calculated as the receiving parents basic expenses.	5/3/2022 4:53 PM
50	Never been to one	4/29/2022 10:23 PM
51	Advertise. Most people i speak to are not aware of the town hall. The suggestions of the state representatives are best case scenarios. All who have been in court have horror stories of bullying, intimidation, and outright civil right abuses by judges. Do all you can to keep people out of their courts. Resolve before court with 50/50 offers and work from there.	4/29/2022 10:31 AM
52	It'd be very useful to see Illinois-wide data analysis: - total number of households - total number of child support orders on record with relative percentage out of all households - how many child support orders are being paid on-time vs. in-arrearage - distribution of monthly child support amounts across all orders: e.g. 10% of all orders are set at \$300/month, 20% at \$400/month etc. - relative percentage of incarcerated non-custodial parents - relative percentage of both parents employed - and other type of queries that can be extracted from a unified database of child support orders.	4/27/2022 8:59 PM
53	Hold them more often for something like this and to see how the me implementations have or have not panned out.	4/26/2022 7:59 PM
54	Fairness.	4/26/2022 4:44 PM
55	Stop making changes, notify the custodial parent of any changes & interest should have never been taken away	4/26/2022 7:31 AM
56	I hope you listen and take action	4/26/2022 7:12 AM
57	Access to reliable and timely support.	4/26/2022 2:37 AM
58	Do Zoom as option.	4/22/2022 10:49 PM
59	Surveys are nice	4/22/2022 7:59 PM
60	Allow our voice matter	4/21/2022 9:49 PM
61	automatic annual increase due to cost of living wage review. Children grow which increase their expenses	4/21/2022 1:07 PM
62	Listen and make the changes based on those who are affected - the child support recipient AND the child support payor	4/21/2022 10:04 AM
63	If at all possible, more meetings just fewer topics in one meeting. Might help people be heard an get a more accurate account. Hopefully there are different topics in each meeting moving forward.	4/21/2022 7:28 AM
64	Listen to the custodial parents. We're the ones who are actually in this position.	4/21/2022 7:26 AM
65	I m thankful for any child support that was given and it should continue if the child goes to college also.	4/21/2022 4:42 AM

Public Input Survey

66	ldk yet. Have not yet been to one. This is my first time ever hearing about this and I have been receiving child support for almost 9 years and it's taken 8 years to finally get a modification that has taken a year to go to court.	4/21/2022 12:10 AM
67	Share the data collected to get incite;on how single parent households work, mixed families work and how children who have no contact with their other parent work. This allows families to see a spectrum that may not have been seen previously.	4/20/2022 10:13 PM
68	Nothing	4/20/2022 9:49 PM
69	these are great	4/20/2022 9:42 PM
70	N/a	4/20/2022 9:35 PM
71	Nothing	4/20/2022 9:01 PM
72	Survey is confusing and didn't address my concerns. Dad avoided paying while the children were in my home. In the past year he has begun paying. The state didn't do enough to get him to pay when I needed it most. He worked for cash or quit his job once the state located him.	4/20/2022 8:11 PM
73	Help individuals understand how to modify orders, help parents understand how the amount of support is determined, help parents understand how to get an order reviewed if they can prove the non custodial parent is withholding income information to get a lowered order	4/20/2022 5:51 PM
74	Consider in each order that the health insurance is considered. Also that college support be considered. The judge did not care. I had a terrible lawyer too	4/20/2022 4:12 PM
75	This will be my first town hall meeting, so I'm not familiar with what happens, but in my case The non-custodial parent would say he was unemployed but had his own business and no one ever went after him and he was able to live comfortably while I did have a great paying job, when he did pay support the biggest amount I received was when he was on unemployment and really nothing after until he just received another job now that my children are grown I receive \$65 and I never was on public assistance, so think help with collecting just be addressed somewhere help is needed Custodial parents feel like they can't get good help unless they spend the money that they do have taking care of the kids on a lawyer that they really can't afford. Where do we go.	4/20/2022 2:49 PM
76	Worry more about collecting actual child support than having town halls her dad has paid 8,000 in almost 18 years and the state does nothing about hes on probation and still nothing. The whole system in Illinois is a complete joke its embarrassing	4/20/2022 1:55 PM
77	listen better	4/20/2022 1:50 PM
78	The Illinois child support system is an absolute mess. The app is useless. The paperwork I received is insane and outdated. The attorney General was so unresponsive and provided no support to correct my child support obligations for over 2 years after starting the modification.	4/20/2022 9:45 AM
79	n/a	4/20/2022 9:03 AM
80	Implement ways to collect support! Nothing is done when the parent quits paying support! I have reached out multiple times! Also, address how long support should go on for college age kids living in my home and going to school	4/20/2022 9:01 AM
81	Hard to know how this will have an impact. To pursue these issues, such as money due we are told to take that parent to court. That costs additional monies, time away from work and in most cases provide a payment plan with no accountability. Support should include health insurance, school registration, account for health visits. There needs to a way to hold a parent accountability for basic financial responsibility. The issued child support barely covers housing and utilities. With inflation, there is no consideration for that with support. No accountability for things like clothes, a coat, shoes, supplies for school, etc. Perhaps for town halls, offering small group discussions where dialog can occur for feedback from both sides ... parents taking on responsibility and parents not taking on responsibility. There may be alot to be learned and more proactive planning for both sides and resources for both to better support the children.	4/20/2022 8:44 AM
82	Allow non custodial parents voices and opinions to be heard and considered; many times their treatment is biased and unfair	4/20/2022 8:18 AM
83	Realize that the custodial parent should be force to work and provide as well. Part of the support should be placed into a college fund that cannot be touched by either parent.	4/20/2022 7:37 AM

Public Input Survey

84	Allow time for small-group breakouts to ask "how-to" case specific questions.	4/20/2022 7:24 AM
85	Questions are poorly worded. My ex-husband dragged out divorce over child support to point support was significantly lower than mandated amount at time. Very painful bordering on abusive process, police involved as he blamed me for child support. Too much resentment stems from current methods. Tiered rate considerations suggested - teenagers are significantly more expensive to raise, didn't foresee.	4/20/2022 7:19 AM
86	It's just a waste of time. Illinois is the worse state to pay child support in.	4/20/2022 3:24 AM
87	The Town Hall meetings should be advertised for everyone interested in participating.	4/20/2022 3:17 AM
88	Allow more people to speak	4/20/2022 2:39 AM
89	Address the non custodians pay their child support especially city of Chicago workers ; the mayor need to check the books	4/20/2022 1:32 AM
90	Go to each county and listen.	4/19/2022 11:29 PM
91	Did not know we had a Town Hall.	4/19/2022 11:20 PM
92	Having them in locations all across the city	4/19/2022 10:50 PM
93	Communicate more provide more resources for parents paying child support	4/19/2022 9:07 PM
94	I have not attended one	4/19/2022 8:57 PM
95	N/A	4/17/2022 1:22 PM
96	THIS SURVERY WAS REALLY GOOD. IF IT WERE TO BE SENT OUT BEFORE HAND, THIS COULD ACT AS A BUFFER TO ALLOW PEOPLE TO SPEAK THEIR FEELINGS ABOUT THEIR CASE, A LETTER COULD BE ADDED TO TELL EVERYONE THAT ADDRESSING THEIR CASE IS NOT WHAT TOWN HALLS ARE ABOUT, IT IS A WASTE OF EVERYONE'S TIME. I LOVED HEARING OPIONS AND IDEAS AND WISHED WE HAD MORE TIME TO SHARE AND MOVE TO OTHER TOPICS.	4/15/2022 8:28 AM
97	Address why and how can a Petitioning parent that has a child in college why the responding parent does not have to assist with fees for college?	4/14/2022 12:38 PM
98	Provide options to enforce payments	4/14/2022 7:02 AM
99	I am so pleased with the meeting. I felt heard and I really felt valued.	4/13/2022 9:14 PM
100	Do them every week year around.	4/13/2022 8:48 PM
101	Tell me if it's central standard time or mountain. Really just look into the age adjustment idea. And know I'm so grateful that he pays and for your help but as a single mom an adjustment would be greatly appreciated.	4/13/2022 5:22 PM
102	Na	4/13/2022 2:27 PM
103	i have not been to a town hall before. I plan to be at the nest town hall if it is in a platform that i can access with a chromebook.	4/12/2022 4:37 PM
104	All children should continue help during college if parents are not married. The same-sex laws should be an accountable consideration. A pay raise should have some kind of account every years not 3 years.	4/10/2022 7:20 PM
105	Allow parents to use specific case details (without names) in town hall meetings, otherwise how can I participate in town hall meeting to explain that child support enforcement has failed my child by not sending a dead beat dad in front of a judge in 15 years just because he is paying every 90 days a little in support which over rides your rules to take him to court, never suspended his professional CDL driver license, or that when he was stranded in foreign country (his USA passport expiring within 6 months of travel) not even then child support managed to make him pay little child support arrearage as leverage to bring him back to USA but he came back on limited validity USA passport which he got because he has money for attorneys to help him out with all his troubles except he got no money for child support hence his \$100k child support arrearage is growing bigger every month, but he did not pay a dime extra in child support arrearage in order to obtain that limited validity USApassport and came back to USA without any issues! I asked child support enforcement to list him on the dead beat parent website and they have not even managed yet to do that, they never did put liens on his	4/9/2022 6:03 PM

## Public Input Survey

accounts, never put liens on his cars or never investigated his ability to build brand new home while claiming himself and his family here in USA as poor on food stamps/Medicaid while he literally built \$300k house, etc. So yes, I will join the town halls meetings and I hope I will be able to speak up and out how child support enforcement is pointless in self employed, getting paid under table, dead beat parent cases that live on welfare in luxury, while the parents that are raising kids are molested, ignored, and neglected by state/federal agencies. Again, shame on all of you! There are apparently 20 remedies for child support non paying parents but in case of my ex non seem to work or none are used by the child support enforcement since he is still free man, was never held in contempt, never in jail, never made to find a real payroll company working job to have child support withhold from his paycheck, never paid full child support any given month in last 15 years, was able to travel internationally, was able to import wife, was able to import step child, was able to father 2 more kids, again drives an Audi, his step son drives Mercedes, his wife is stay at home mom to 2 more kids since they can afford it, they again built \$300k home, they are all on welfare, his taxes never got intercepted (except stimulus money in 2020, I am surprised that even that worked out somehow), and on and on. For him everything works with blessings of child support enforcement, driver license facility, irs, passport agency, public aid, etc but for my child, you are even trying to make me use her social security benefits on my medical expenses so she can't even enjoy that little benefits she gets. Shame on all of you, from politicians that make those laws, to case workers that don't give a damn, to state investigation units, to attorney general, to who ever is reading this and won't even bother making my concerns any big deal in this injustice system that needs to be addressed big time!

106	DO NOT WASTE RESOURCES ON MEETING TO TALK ABOUT WHAT TO DO. Do it. DO SOMETHING WASTES SO MUCH TIME, ENERGY, FUNDS.	4/8/2022 9:13 PM
107	Consider asking parents that are taking care of kids what is needed as kids get older	4/8/2022 8:08 PM
108	Annual cost of living adjustments/consideration for raises and overtime should be calculated	4/7/2022 11:14 AM
109	I have not attended one so I do not know.	4/7/2022 6:35 AM
110	I left the meeting early because the guests were asking too many case specific/personal questions. I attended the meeting to understand the "ins & outs" of the child support system in Illinois. However, people were asking questions and getting emotional about their Orders. *An improvement can be to only answer questions that were emailed. Save questions for the end.*	4/7/2022 6:13 AM
111	Show clear guidelines or procedures in your presentation. Have an attorney who can answer questions. Have a plan of presentation and stick to it. Do not let people tell you what to do. You are the experts.	4/7/2022 6:00 AM
112	Not have people ask questions unless they are screened beforehand sounded like a bunch of African Americans upset and Caucasians telling them to get a lawyer and my question got skipped	4/6/2022 10:01 PM
113	I'm doing the survey before the town hall. My case has been in Illinois for 3 years. I have been lied to multiple times. I've asked for the form for the Administrative Accountability Analysis Unit 3 times now and I still do not have this form to file a explanation of inaction on my case. I'm assuming the town hall will only address child support for normal children because guidelines are only based on normal children that can understand what's happening. I have a severely non verbal autistic child that doesn't even know what a mother or father even is. He has no idea why he has to go sleep at some man's house once a week. This is devastating to my child every week. Separate Guidelines need to be in places for these children. You can't count on a Judge with their zero medical education to do the right thing.	4/6/2022 9:02 PM
114	Maybe considering having an attorney present because it seems as though many had more legal/personal questions than suggestions.	4/6/2022 8:51 PM
115	Just give the guidelines and not let people talk. Wasted alot of time cause they didn't understand this wasn't a legal consult	4/6/2022 8:50 PM
116	I like this because it gives me more insight and hopefully resources available to be able to collect on the past arrears	4/6/2022 8:49 PM
117	Have more educational topics regarding to the child	4/6/2022 8:41 PM
118	Have actual attorneys at the meeting for legal advice	4/6/2022 8:40 PM
119	Haven't attended yet. Will attend next Wednesday's session.	4/6/2022 8:05 PM

Public Input Survey

120	Should have a limited admit of participants. Allow a certain amount of people register for certain dates	4/6/2022 7:44 PM
121	Child support should still be taken when a parent owes even if the child turns 18 or in college if there a balance still owed.	4/6/2022 7:05 PM
122	nothing	4/6/2022 7:00 PM
123	I haven't attended Town Hall - just filled form because I never felt support from HFS.DCSS. Non custodial parent left state, support not enforced during children's youth. Interest removed from support. There are no consequences for non-payment. Now receiving reduced payments (arrears) which will never be paid in my lifetime, based on payment amount.	4/6/2022 4:58 PM
124	Speak with judges how to handle support cases, not put it on the parent already providing support to get support. Consequences for non-paying parent.	4/6/2022 2:01 PM
125	Actually work by seeing that laws are changed. No reason to TALK about this just pay off a lobbyist to get these laws changed.	4/6/2022 11:04 AM
126	I have not attended one yet, so I am intrigued.	4/6/2022 9:55 AM
127	Need to address noncustodial parents who repeatedly avoid support orders by frequent job changes.	4/6/2022 9:21 AM
128	Motion the Judge to Incarcerate the NCP setting bond and the Custodial receives it. Also jail time should be enforce with arrearages been over 20,000 motion the judge to enforce them to pay, and get a job. The State and Judges should take more action on these cases my case is behind 17 years and it's ridiculous NCP is in arrears of 30,000 plus dollars and he's free!	4/6/2022 2:04 AM
129	Parents that aren't paying garnishment should be in affect	4/6/2022 12:54 AM
130	I have never been but I would like to see what the Town Halls are like to answer appropriately.	4/5/2022 10:37 PM
131	Plan to attend my first town hall in 2 weeks.	4/5/2022 10:31 PM
132	Act on instead of just saying "ok" "yeah, we agree"	4/5/2022 7:49 PM
133	They would not be necessary if the employees WORKED for their pay and are all competent.	4/5/2022 7:38 PM
134	Listen to people for once. My support order was never "turned back on" after the NCP was out of prison. I filed 3 modification requests in 2021. Still, nothing. Cheap excuses for a dept not doing their job	4/5/2022 7:19 PM
135	Be able to ask questions about my case	4/5/2022 7:14 PM
136	Comply with the Court Order , respect the law , stop lying , be competent , stop misinform and misguide ,	4/5/2022 6:05 PM
137	Address the issues of parenting time, since the amount of support is based on parenting time. If the system makes a decision to base support on the number of nights that the child stays with each parent, the system should also be influencing/deciding the number of nights each parent has the child. Also, Section 513 needs a thorough review/overhaul by the Supreme Court of Illinois. Through the lens of modern times, this section of the Illinois Marriage and Dissolution of Marriage Act is antiquated, in the opinion of many Illinoisians. It is unfair to say that children of unmarried parents are so disadvantaged that the parents are required to pay for college. Many children from the products of intact marriages face similar disadvantages, and the state does not intervene to require these parents to pay for college.	4/5/2022 5:26 PM
138	Addressing changes that come with the new year as far as interest stopping sending out notices in regards to changing in withholding as well as new guidelines for stimulus income	4/5/2022 5:19 PM
139	Ask real questions and many more. You haven't addressed any of the "real life" issues with child support and maintenance in Illinois. This is another example of the state wasting money. I'm sure your CEO is someone's cousin in Illinois state politics	4/5/2022 3:03 PM
140	idk	4/5/2022 1:17 PM
141	I'm not sure if this is the correct place to provide this answer, but the "done" button at the bottom of the page prompts me to. I think child support is built on an approach that is not conducive to coparenting, especially in cases like mine where one parent is hostile toward the	4/5/2022 12:29 PM

## Public Input Survey

other. I pay support to a parent who has no interest in coparenting, or supporting my relationship with our children. She attempted to leave the state, and has made various legal moves to limit my parenting time to the fullest extent possible. Child support gives her financial incentive to do so. The less parenting time I have, the more money and parenting time she has. Also, she has no incentive to work. She lives with her fiancé who provides for her, and she works the most minimal of part time jobs. Child support does not consider the fiancé's income. So my ex gets to enjoy child support, without any incentive to work.

142	fight for fathers rights. giving the mother sole custody when a child born out of wedlock is not fair nor ethical and leaves good fathers behind and struggling just to be in the children/childs life.	4/5/2022 12:02 PM
143	Put fathers, that are responsible for child support, into a mandatory work program, instead of letting them get away without working, and not paying child support, then they die and child support is never paid!	4/5/2022 11:57 AM
144	Make sure that everyone has a chance to speak	4/5/2022 10:26 AM
145	Go after these dead beat dads!! Enforce like the hotline claims. It is definitely NOT the #1 concern.	4/5/2022 10:13 AM
146	Just because the non custodial parent was(in) in the military, they told him thank you for your service and proceeded to give me 182. Every 2weeks. (Not enough to live on or get things the child needs.	4/5/2022 9:51 AM
147	I am not sure. Thank you for the opportunity to provide feedback.	4/5/2022 9:24 AM
148	Nothing	4/5/2022 9:07 AM
149	Listen Educate and implement policies to make sure child support amounts are fair and a livable wage for the parent receiving support	4/5/2022 12:09 AM
150	Dad's needs easier ways to know new laws,and get herd when things are wrong..	4/4/2022 11:09 PM
151	Place more consideration on the custodial parents needs to adequately support the child and amend the statute.	4/4/2022 10:21 PM
152	update system to track down unpaid support or past due support. Tie in child care, school etc into support not divorce decree as most can't afford to go back to court to get it paid and thus the kids lose out	4/4/2022 9:35 PM
153	Make sure people are being aware of it.	4/4/2022 9:32 PM
154	Zoom link	4/4/2022 8:40 PM
155	Unsure	4/4/2022 8:38 PM
156	The laws are ridiculous for shared support. Needs to be addressed	4/4/2022 8:36 PM
157	follow thru after town halls. nonbiase case workers	4/4/2022 7:59 PM
158	I have never attended	4/4/2022 7:35 PM
159	Let public submit more info and case specific info so you can understand specific depths of wrongful parental share laws and decisions	4/4/2022 7:27 PM
160	Address custodial parents who's income exceeds guidelines for public assistance.	4/4/2022 7:22 PM
161	Speak about the internal issues with overseeing what is being taken out of people's income. I've taken several steps to show several mathematical errors done by child support and have won in court. To date they are still removing \$ that should not be.	4/4/2022 7:20 PM
162	Help the parent who has the children more& receiving support.	4/4/2022 6:45 PM
163	Make sure all in attendees get at least 5-7 mins to bring up their input.	4/4/2022 6:38 PM
164	Provide options	4/4/2022 6:24 PM
165	Maybe offer counseling/parenting classs	4/4/2022 6:17 PM
166	Consider the feedback is making policy changes	4/4/2022 5:54 PM

Public Input Survey

167	ADA looks at us as just another case. Doesn't take the other parents past behaviors of dodging full time jobs to provide. Why isn't this enforced? Why are they not required to work full time job & I can work 2 jobs to provide for my child & then I "make" too much money.	4/4/2022 5:26 PM
168	It's not the town hall who didn't listen, it's our Governor	4/4/2022 4:59 PM
169	Hear fathers side and follow through	4/4/2022 4:45 PM
170	The cost of living per city/town/village should be considered, always. Also, disabled children have more expenses and that should also always be addressed. Issues involving time spent with parent that have had previous and/or ongoing mental difficulties, criminal offenses, and restraining orders, should be looked at more seriously. Children are not being properly protected by forcing them to spend excessive amounts of time with a parent that had such issues. Being around the other parent because they are biologically connected to a child does not make necessary make it a good relationship. More thought should be put towards children's psychological health as well as physical health in these scenarios; not what organization and government leaders believe will amount from a sometimes unrealistic fantasy model of how parent to child relationship building occurs.	4/4/2022 4:42 PM
171	Act like child support is important like other State's. Illinois enforcement of child support sucks & the obligated parent gets away scott free with no recourse or consequences for failure to pay.	4/4/2022 4:25 PM
172	Get some honest judges that are not partial to lawyer litigants that are pro se, in the circus cortisones division. 13D1926. look at the litigation abuse that is allowed to occur in this Case in the 1ST division in COOK Co. Il	4/4/2022 4:22 PM
173	Make the process to allocate support amount and the process to remove children over 18 more transparent for the average citizen. Again, I needed to hire a lawyer to have my 20 year old son taken off my child support amount.	4/4/2022 4:13 PM
174	Child support is a scam.. the State actually takes out a loan on you and the party set to recieve the funds do not get but 2/3 of the money taken for child support. These are facts	4/4/2022 4:11 PM
175	Stop giving any rights to abusive males	4/4/2022 3:41 PM
176	I was informed attorneys is for the children not for the parent. They don't listen if my need we're met.	4/4/2022 3:40 PM
177	I'm not sure about that.	4/4/2022 3:25 PM
178	The state of illinois leans towards the mother in most support cases. As a father, we are often left unheard and feeling hopeless when it comes to child support and visitation with our kids. Its a shame that more isn't done to make sure the fathers are heard just as much as the mothers.	4/4/2022 2:54 PM
179	Unsure because this will be my first one	4/4/2022 2:33 PM
180	blah blah	4/4/2022 2:21 PM
181	Address how you are actively seeking dead beat parents to pay child support. My case has lingered for 25 years. I have received some payments the non-custodial parents owes over 100,000 in back payment.	4/4/2022 2:12 PM
182	We need to address the parents who refuse to pay support, provide insurance are thousands behind in support, who own \$300,000 homes, \$100,000 cars. While their child has needs!!!! The state of Illinois needs to do more as far as execution/retrieving funds of child support orders! These parents need to be held responsible	4/4/2022 2:01 PM
183	Non-custodial parents are important in raising children.	4/4/2022 1:59 PM
184	Nothing. It's the courts issue about changing the child support laws. It needs to consider larger families. They have different needs. I had 6 minor children and the amount I got/get was/is laughable.	4/4/2022 1:32 PM
185	It would be nice to join in on them as a video call if possible	4/4/2022 1:20 PM
186	listen	4/4/2022 1:14 PM
187	This can be addressed when child support orders are granted	4/4/2022 1:12 PM



Public Input Survey

188	Na	4/4/2022 1:01 PM
189	It would be helpful to have a contact person to address specific case related questions.	4/4/2022 12:58 PM
190	These should also address equal treatment of parents mother or father. Punishment for not following up with support should be equal	4/4/2022 12:56 PM
191	Make changes to show we are being heard	4/4/2022 12:45 PM
192	Consider routine checks of custodial parents at home	4/4/2022 12:37 PM
193	Be reasonable take into consideration the other bills the payee has.	4/4/2022 12:37 PM
194	Justification/ TRUSPEAKING be told and honesty and review cases	4/4/2022 12:13 PM
195	I haven't joined one, so I cannot answer this.	4/4/2022 11:55 AM
196	Address the issue of noncustodial parents being able to manipulate the system for modification. Non custodial parent falsifying work history or new employment after a judgment has been entered. The manipulate the system by using the rule of not being able to change judgment review until 2/3 years.	4/4/2022 11:55 AM
197	N/A	4/4/2022 11:52 AM
198	ask for question from participants prior if you don't want town halls to be bombarded with questions	4/4/2022 11:51 AM
199	I don't know, I haven't attended one yet.	4/4/2022 11:50 AM
200	Discuss more serious punishment for purposely delinquent parents. Those who don't care about having a driver's license or their credit, and secretly work under the table. There needs to be more enforcement of accountability and consequences	4/4/2022 11:48 AM
201	Especially in the case of incarcerated individuals, the Illinois Legislature should consider new policy regarding support. There is no solution beyond working two jobs, which I did, or welfare.	4/4/2022 11:46 AM
202	Address the process-especially with parents that are not cooperative co-parents. It was/is very confusing to know where to turn to for assistance. It makes it very easy for the parent that is supposed to be paying support to not pay support without repercussions.	4/4/2022 11:36 AM
203	Take everything in to consideration regarding the custodial parent CUSTODIAL PARENT HAS MUCH MORE EXPENSES AND RESPONSIBILITIES THAN WHAT STATE THINKS	4/4/2022 11:36 AM
204	Use actual cases as examples of what has worked and what has not. My case is 20yrs old, my ex still owes a huge arrearage and our youngest child is 21. Mine is a case of what DID NOT WORK.	4/4/2022 11:32 AM
205	More surveys. Communicate it better.	4/4/2022 11:30 AM
206	Stop rewarding deadbeat noncustodial parent who only take their kids a couple days a month and have fun with them and refused to work and support their children	4/4/2022 11:30 AM
207	Find a way to address hidden income When it can be easily proven.	4/4/2022 11:30 AM
208	Listen to concerns and issues of the parent that is actually taking care and raising the child and think about realistic expenses of what goes into raising a child outside of just rent & groceries. And how much that custodial parent has to maneuver and sometimes miss work(money) to handle something in regards to the child..etc...	4/4/2022 11:27 AM
209	Hold the parent that supposed to pay child support accountable. More actions needs to be taken & sooner . Especially when the parent is none or shown a pattern of quitting every time child support catches them. And better educate customer service the 800 # to be patient with the callers. And stop telling the customers we can't make them pay . It's insensitive and rude	4/4/2022 11:26 AM
210	Actually listen to the parents who want nothing more than to be a part of their kids lives ,NOT let the state fill their pockets at the childrens expense,end titleIVD,and it should not be up to the state to determine a price it costs to raise each child,and child support should be just that(CHILD SUPPORT) not rent payments,car payments,etc etc etc and50/50 means 50/50 no support	4/4/2022 11:26 AM
211	Address what can be done when the parent paying support does everything he can to avoid paying and avoids all remedies available to the disbursement unit. I'm currently owed over	4/4/2022 11:26 AM

Public Input Survey

\$12,000 with no hope of ever receiving it.

212	The court system and child support doesn't care. There is no real consequence when the other parent chooses not to work and provide support. It's such a process to get back to court. this should be done automatically by child support and the court system. Children are living in poverty. Also, child support should be considered when the student attends a university/college at least the first year or 19th birthday. 9 out of 10 times the full time parent is assisting throughout their college days.	4/4/2022 11:22 AM
213	First time I have been ask to participate in a town hall -	4/4/2022 11:20 AM
214	Allow questions about specific cases and phone numbers where individuals can receive live help.	4/4/2022 11:17 AM
215	Do something about parents that live in another state & have a child support order that they get notices for "whenever Illinois decides to send them out" & MAKE them pay or be accountable. I have an order that a payment has NOT been made since 2019 (the child is an adult now) but for 16 or 18 years child support was hit or miss if I received any. Also income tax getting taken for child support, haven't gotten any of that since around 2009 so if you take their taxes, money out of checks make sure it goes to ALL parents NOT just 1 parent "the oldest child"	4/4/2022 11:09 AM
216	Attend	4/4/2022 11:05 AM
217	Give rights to all parents so their circumstances are understood	4/4/2022 11:05 AM
218	You should have different town hall focus groups. One for shared custody, one for sole custody, one for incarcerated parent situations, one for deadbeats parent situations, one for minorities, one for those that don't speak English, situations where one parent lives in a non-border state, border state situations what if nobody lives in Illinois at all anymore. Gear the town halls to certain groups in order to get feedback more accurately conveyed to certain types of situations. The idea is to break it down into a similar group to better focus answers and then update the FAQ's if there are recurring topics rather than being overreaching and no commonality besides the fact that child support is ordered.	4/4/2022 11:03 AM
219	Provide opportunity to share information not questioned in the survey	4/4/2022 11:02 AM
220	Address the non existence enforcement of back pay allowance. The non custodial parent ignored child support documents for 11 years and there was nothing I could do about it.	4/4/2022 11:00 AM
221	Child support is antiquated and needs completely revamped. Please show how these town halls have invoked positive change	4/4/2022 10:57 AM
222	judges need to be impartial and hear the facts. Uprooting children from a safe and healthy environment for no good reason is unjust. CS needs to be enforced and not termed because its not fair. maybe you shouldn't have had kids or stayed away from their stable life, if you didn't want them. There was no reason after 8 years of being estranged to walk back in and upheave a childs happy stable life	4/4/2022 10:55 AM
223	I haven't been to a town hall yet (I just found out about them), but advising new initiatives that will address non-custodial parents responsibilities and under-employed non-custodial parental responsibilities (for the purposes of keeping child support low) need to be addressed, as well as the completely unfair "146" night rule. A town hall addressing how this will be changed and retroactively enacted would be incredible.	4/4/2022 10:55 AM
224	Not all non-custodial parents are deadbeats. Quit treating us like it. Quit making the system hard for non-custodial parents. Life is already hard enough not being able to be with our children. Train all levels of your staff to be kind a courteous to everyone regardless of situation.	4/4/2022 10:54 AM
225	Address how you are handling parents not paying support	4/4/2022 10:53 AM
226	I think you guys are doing a great job and I appreciate all of the help you are giving me. Thank you!	4/4/2022 10:53 AM
227	Listen to the mothers that have to work, work and work to provide for these children in the household and some fathers. The system is made for us to decline and receive any help from the system, or the noncustodial parent pay support.	4/4/2022 10:52 AM
228	I wrote a 5 page letter stating why my support amount was wrong and proved it with evidence	4/4/2022 10:48 AM

## Public Input Survey

(copies of cashed checks) and ISDU just brushed me off and never changed the total amount "I owed." The whole system needs an overhaul. Dad's are now stay at home Dad's, mom's work fulltime, the child support system was based off of 1980's ..... that is 40 years ago. Go to a 50/50 system with no support unless one parent can't do 50/50. Get with the times please.

229	Establish forums for fathers who are majority of payors	4/4/2022 10:47 AM
230	My child's father works two jobs within the state of illinois, I've received nothing other than the bond he paid for missing court. While my other case being managed by Iowa I get income tax returns, they call often to check in, they email with updates or request information. My child's father received a bogus fraudulent PPP loan yet he's out here living his life with a child who benefits in no way from him.	4/4/2022 10:46 AM
231	Unsure	4/4/2022 10:45 AM
232	This is the first time I've ever been invited so I'm not really sure.	4/4/2022 10:44 AM
233	Children are expensive and courts need to start addressing extracurricular activities because these are a need for children to become more social, well-rounded, productive and responsible members of society.	4/4/2022 10:39 AM
234	In force parents to pay child support make it mandatory for parent to pay	4/4/2022 10:39 AM
235	rushed through process, had all my paperwork in order from daycare, etc and she wouldn't even look at it.	4/4/2022 10:36 AM
236	Please help fix this broken system that gives parents rights who don't deserve them. It's ridiculous.	4/4/2022 10:33 AM
237	There needs to be more explanation on interstate cases. I can't ever seem to get information on my case or how to get a reconsideration or even collection of monthly support amount. It is always a fight to get information and I'm always told its being handled by another state who has to enforce the order.	4/4/2022 10:31 AM
238	Could you hold one in June?	4/4/2022 10:29 AM
239	Better availability	4/4/2022 10:20 AM
240	change the law. 40% of a payers income for child support is too high. After taxes, insurance, rent, utilities, food, and other expenses, there is not enough money. I frequented the food bank and local bread lines in order to eat and feed my children when I had them. No one can live on a 40% reduction in salary. It is inhuman.	4/4/2022 10:20 AM
241	Listen to people who are actively being shirked by this worthless and inadequate system.	4/4/2022 10:18 AM
242	I've emailed several times that the non custodial parent is working and using false information, not filing taxes to prevent paying child support and nothing has been done. I feel like once an order is placed, nobody cares about anything else.	4/4/2022 10:18 AM
243	Hold these men accountable Evan those run away from Responsibilities these women did not ask to be mothers	4/4/2022 10:16 AM
244	Take into account the input you receive	4/4/2022 10:11 AM
245	Be able to have a open Q&A	4/4/2022 10:11 AM
246	Consider the psychological background and needs of the child with parenting time situations and consider mothers right and fathers obligations. Everything isn't always as black and white at an attorney makes it seem. There's more to every story than what is just at the surface.	4/4/2022 10:10 AM
247	Listen to both parents and not just one parent based on their lies that's not fair to the other person.	4/4/2022 10:09 AM
248	You won't do anything to change. Illinois is as corrupt as they come and I cannot wait to get out of this horrid state.	4/4/2022 10:08 AM
249	You need to really listen to the parent receiving the childsupport and look at the income of the parent supposed to pay and be after the parent that needs to actually pay because I as a mother struggled so much in two years and nothing changed and childsupport still not the statutory amount till now	4/4/2022 10:07 AM

Public Input Survey

250	HFS needs to be more on top of Non payments. Notices need to be sent to for non payments for that month and more disciplinary actions needs to be taken.	4/4/2022 10:05 AM
251	Listen	4/4/2022 10:01 AM
252	More intense public education about when and where town halls are being held. More specific talks about problems like Judge abuse, bullying by Judges, education of the rights of people involved in court.	4/1/2022 7:38 AM
253	Look at childsupport affects to society	3/31/2022 5:11 PM
254	Have yet to attend town hall. Can not give opinion to this question.	3/30/2022 11:25 AM
255	We fought in 2008 to push for a shared income model. It was intended to be variable for every case so that non-custodial parents would be able to care for their kids. An economist was hired at great expense to develop the cost tables for combined incomes. The committee ignored those recommendations, added a 1.5x multiplier to most orders, and set a high bar (146 overnights) before any consideration for deviation is considered. I have watched many divorced, non-primary parents, lose significant time and ultimately alienation from their children. Divorce should never be seen as an enrichment activity and it very much is. Kids are not property. Families are significantly harmed by these laws.	3/24/2022 3:20 PM
256	Stopping the father from harming the mother and child	3/15/2022 3:31 AM
257	Make sure all the technical issues are dealt with so everyone can participate in the polls and raise their hands.	3/9/2022 10:08 PM
258	Share agenda prior to meetings so participants can gather their thoughts and share opinions in a succinct manner.... Trying to keep personal examples out of shared thoughts.	3/9/2022 8:56 PM
259	I have never attended a town hall	3/9/2022 6:33 PM
260	CSAC these Town Halls should be the model for every other public entity to follow.	3/2/2022 8:40 PM
261	Have more town hall meetings. Meeting with the public and working together should be foundational.	2/22/2022 12:51 PM
262	These Town Halls should serve as a model that every other public entity in Illinois ought to be required to follow.	2/18/2022 2:16 PM
263	Influence to change the law	2/16/2022 5:14 PM
264	At the townhall meetings, you are doing well to listening. However, in decision making, the Bar Associations, a trade organization which is there to represent their members' interests have more influence than the "stake-holders" i.e. parents.	2/10/2022 11:23 AM
265	Tonight's Town Hall was great. The host was courteous and seemed caring. The members of committee seemed engaged. Thank you very much for the opportunity to be heard. A rare opportunity. You can compare that to a 2/2/22 public hearing on the IL Supreme Court Committee on Judicial Conduct. You guys a truly breath of fresh air. Thank you	2/9/2022 9:46 PM
266	There is so much I could talk about. Make sure that the children we support are our biological children. Women lie. Make sure that you listen to the fathers side, My wife and I were married I took care of everything she never worked. My wife cheated on me. We separated. Its making me tear up, Anyways give people a chance to redeem without all the riff riff	2/8/2022 10:54 PM
267	Divide the time up between the different topics so that at the end you are not rushing through the information.	2/4/2022 12:05 PM
268	Short follow up YouTube presentations that provide a recap of the information presented broken up by topic.	1/28/2022 9:04 AM
269	It is a good place to start, enforcement is the big issue.	1/27/2022 4:49 PM
270	More ways for the audience to give feedback.	1/27/2022 4:20 PM
271	I believe the Town Halls should have fewer participants. There were 200 or more people and that makes it difficult to get your questions answered.	1/27/2022 2:40 PM
272	Listen more, talk less, because we hear the communities struggles but we feel like our hands are tied because we are limited in what we can do. For example, if HFS is going to consider	1/27/2022 1:33 PM

## Public Input Survey

how many overnights (custody) an NCP has, then why are we assisting these CP's when the Ncp doesn't get their kids like they agreed to in the order? Why are some orders comprehensive and others are ordered the bare minimum? Why are certain communities orders say medical is reserved, but others not? Why isn't a dollar amount set for out of pocket expenses for medical instead of 50% each parent when we can't enforce percentages? Isn't there a way to get the average cost of out of pocket expenses for medical and divide that number by two so it doesn't become an issue in the future? Or leaving the CP to recoup those expenses on his/her own? And what about automatic cost of living increases. Some of our orders are never modified, so whatever the ncp was making in 2010 is the same amount the ncp is paying in 2022. Yet, we all know our buying power has decreased since 2010. If our agency is really looking to be equitable we need to address these. Also, what about the age of emancipation, I don't know too many 19 or 20 year olds that are self sufficient. Most of those emancipated adults by child support standards are still living with the cp. Those same emancipated adults are not considered emancipated per FAFSA, so most times it is the CP that has the burden of that costs, because how can we expect the emancipated adult to come up with thousands of dollars to pay for their education while also trying to attend school full-time. Again, is this equitable? So, certain communities have to make the hard decision of go get a minimal paying job or endure the debt that comes along with higher education.

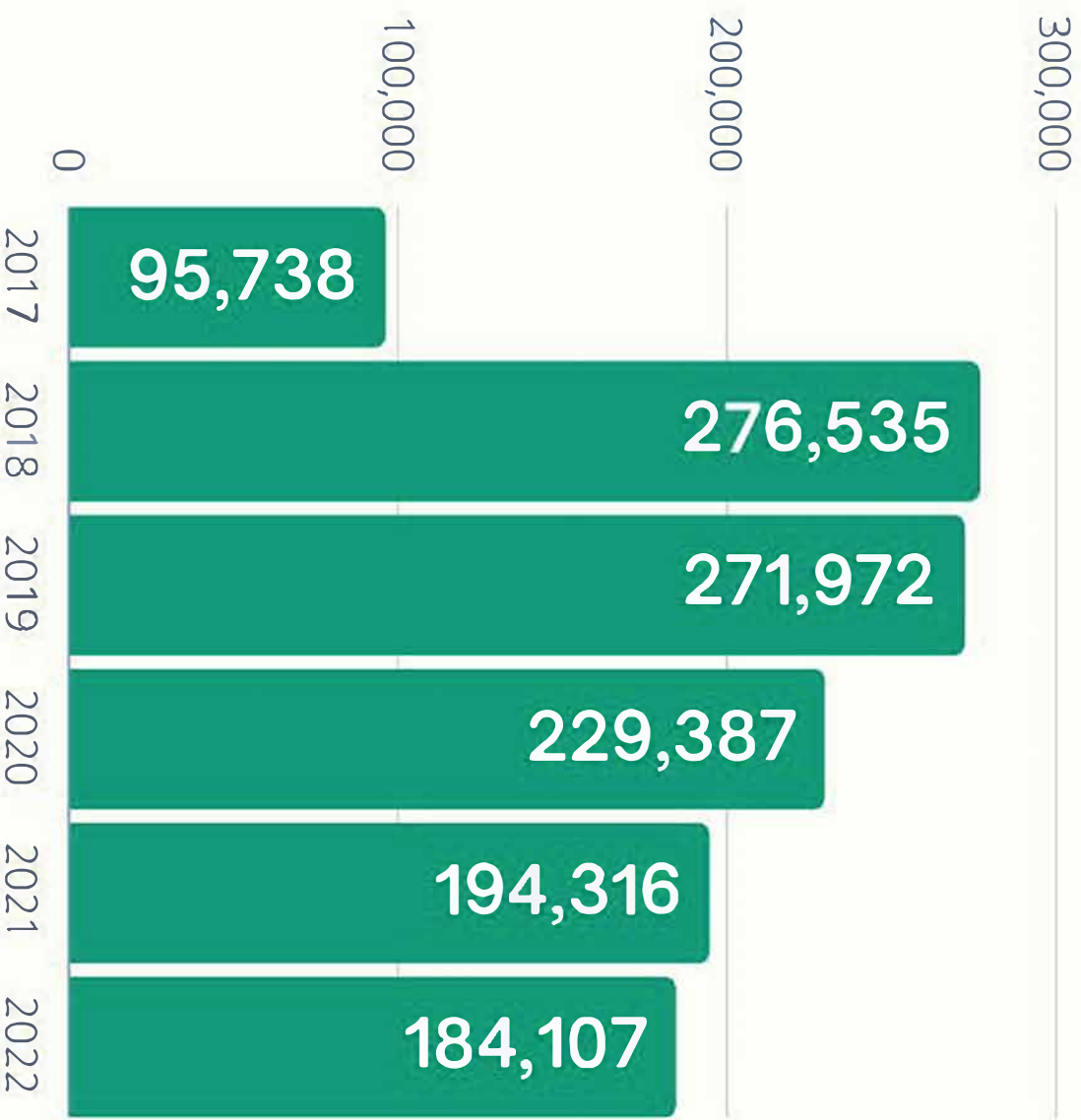
---

273	Continue to have them virtually and allow a bit more time for Q&A session.	1/27/2022 1:30 PM
274	include child support workers into the conversation more so the workers can ask questions and get a full understanding of the public's concerns this way they can have a general idea of how to fully address the concerns of the clients we serve.	1/27/2022 1:10 PM

---

# Child Support Estimator


Web Page Views  
2017-2022



# EXAMINING THE INCOME SHARES “CLIFF EFFECT”

ISBA Family Law Section Council

Child Support/Maintenance  
Subcommittee



# WHY ARE WE ADDRESSING THIS?

Addressing the “Cliff Effect”

People are Counting Overnights

Perception of “Unfairness”



# GOALS OF THE QUADRENNIAL REVIEW

- ▶ To achieve balance in our guidelines where parents are contributing to the care of their children
- ▶ To establish guidelines in a way that results in a fair and equitable award based on discernable facts so that debt is prevented from accruing and the negative impact to individuals, and the family, is minimized.



# OVERALL OBJECTIVE

- ▶ Drafting a child support statute that accurately reflects the cost of raising a shared-care family, based upon real economic data (i.e., using the appropriate multiplier) and accurately reflects the point at which the replicated expense become more than nominal (i.e., the number of overnights).




# WHAT ARE OTHER STATES DOING?



UNITED STATES

# TYPES OF SHARED PHYSICAL CARE CHILD SUPPORT FORMULAS

- Simple percentage or sliding scale: & (AZ, DE, IA, MO, NJ & UT)
  - Per diem adjustment: HI, MT, PA & TN
  - Advanced math formula: CA, MI, MN & OR
  - Cross-credit with no multiplier: ND
  - Cross-credit with 1.5 multiplier: 20 States
- 

# ADVANCED MATH FORMULAS (MN, OR, CA, MI)

▶ Oregon:

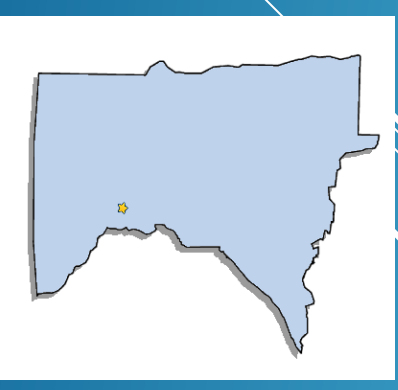
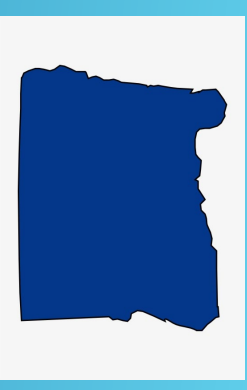
Credit percentage =  $1 / (1 + e^{(-7.14 * (\text{overnights} / 365) - 0.5)}) - 2.74\% + (2 * 2.74 * (\text{overnights} / 365))$

▶ California: CS = K [HN - (H%)] (TN)]

▶ Minnesota: (A's Overnight)<sup>3</sup> x (B's Basic Support) - (B's Overnights)<sup>3</sup> X (A's Basic Support)

---

(A's Overnights)<sup>3</sup> + (B's Overnights)<sup>3</sup>




# SHARED PHYSICAL CARE CHILD SUPPORT EXPENSES

- Three Types of Child-Rearing Expenditures
  - Variable (e.g., food)
  - Fixed, Duplicated (e.g., housing)
  - Fixed, Unduplicated (e.g., clothing)



# PREMISE OF CROSS-CREDIT FORMULAS

- Cross-Credit Formula is used in 23 states, including Illinois.
    - Increase the basic obligation by 150% to account for increase costs to raise a child in two households rather than one household.
    - The thresholds to begin using the formula differ by state from 90 to 146 overnights per year.
    - Determine each parent's share of the basic child support obligation after multiplying the BCSO by 1.5.
    - Multiply using the cross-credit formula.
    - Subtract the lesser support from the greater.
- 


# WHAT IS WRONG WITH THE CURRENT MULTIPLIER?

- Too low
- Not supported by IL economic data



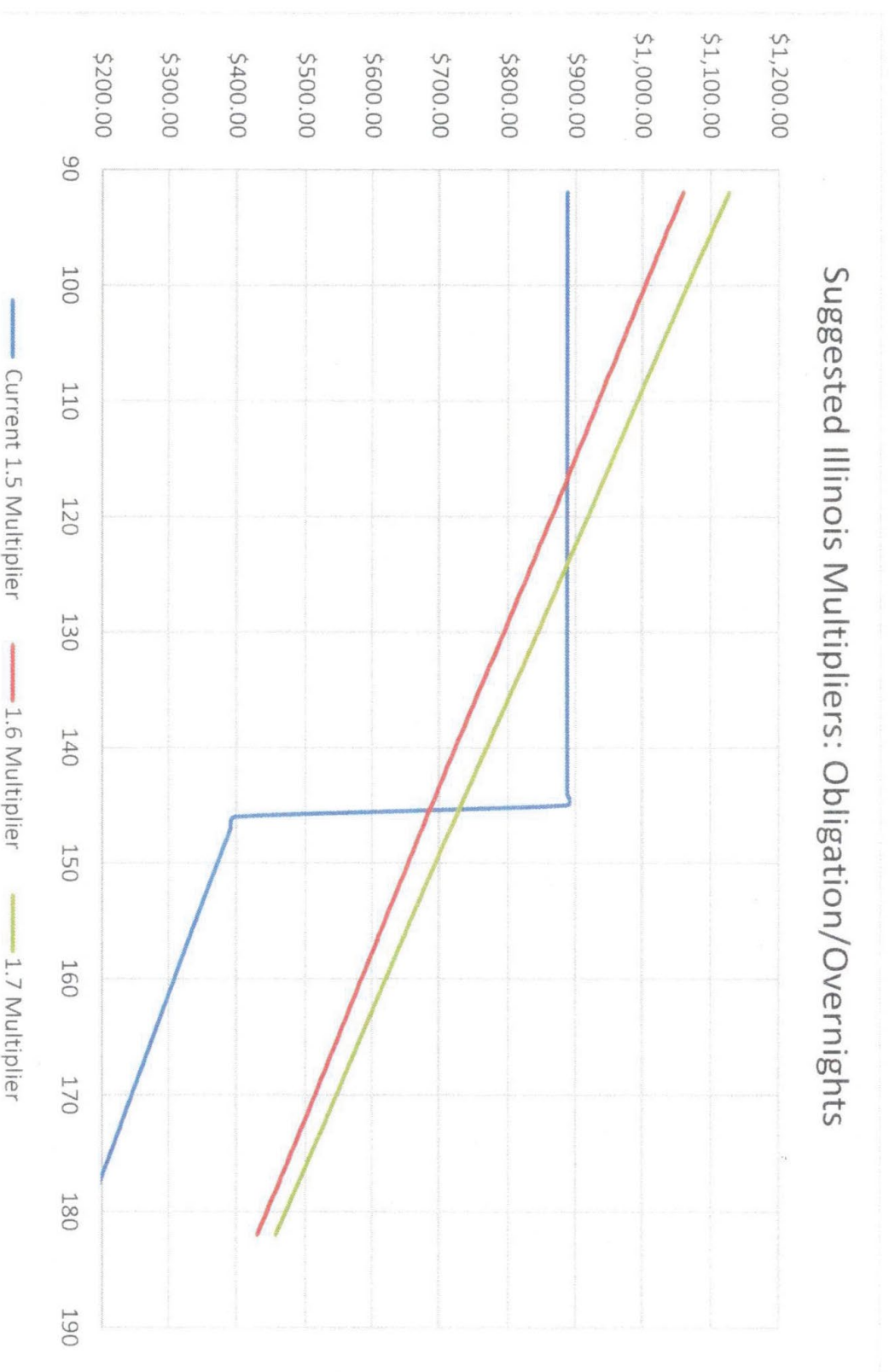


# OUR PROPOSAL


- ▶ Reduce the shared care formula threshold to 92 overnights/year (25% of annual overnights)
  - ▶ Increase the shared care formula multiplier to 1.66
- 

For comparison, this is the graph for the same family in Illinois, with including lines for each the current 1.5 multiplier (Starting at 146 overnights) and the proposed 1.6 and 1.7 multipliers (Starting at 92 overnights).


Suggested Illinois Multipliers: Obligation/Overnights




# WHY WAS IT 1.5?

- ▶ Continuity of expenditures model:
    - ▶ most income shares tables, (the basic child support obligation owed by both parents for a range of combined parental incomes and number of children for whom support is being determined) are based on economic measurements of child-rearing expenditures among **intact families**
    - ▶ How much is spent on the children when the parents and the children live together.
    - ▶ There is no timesharing arrangement in the underlying economic data because the parents live together. (Venohr article)
  - ▶ Parenting time adjustment: premised on the assumption that, as the obligor-parent's parenting time increases, this increases the childrearing costs of the obligor parent and reduces the expenses of the other parent.
- 

# WHY 1.66?

- ▶ increase the basic obligation owed by both parents by 50% to account for some child-rearing expenses being duplicated when both parents have substantial access (i.e., the cost of housing and some transportation expenses).
  - ▶ Variable Expenses and Fixed Duplicated, and Nonduplicated Expenses – hard to define
    - ▶ dearth of research confirming whether a particular expense is variable, duplicated fixed, or nonduplicated fixed
  - ▶ Review of the tables of economic data (intact families) reveal in percentages the Fixed Duplicated and Variable expenses total MORE than 50%, and are approximately 66% of the expenses included in the economic data
- 

# SAMPLE FAMILIES

- ▶ Each scenario involves a family with 2 minor children.
  - ▶ Mary is head of household, John files with single filing status.
- 

# THE JONES FAMILY: JOHN (GI: \$400,000), MARY (GI: \$100,000)

## *Illinois*

John's overnights	Mary's overnights	Basic Child Support	Shared Parenting Child Support	Child Support Guideline Amount	Shared Parenting Formula x1.8	Shared Parenting Formula x1.7	Shared Parenting Formula x1.6
182 overnights	183 overnights	\$3,247.00	\$4,871.00	John pays \$1,283 monthly	\$1,536.06	\$1,450.63	\$1,365.30
165 overnights	200 overnights	\$3,247.00	\$4,871.00	John pays \$1,509 monthly	\$1,822.46	\$1,721.10	\$1,619.86
140 overnights	225 overnights	\$3,247.00	n/a	John pays \$2,474 monthly	\$2,231.62	\$2,149.51	\$1,983.52
92 overnights	273 overnights	\$3,247.00	n/a	John pays \$2,474.00 monthly	\$2,991.47	\$2,825.09	\$2,658.89

# THE STEWARD FAMILY: JOHN (GI: \$475,000), MARY (GI: \$25,000)

## Illinois

John's overnights	Mary's overnights	Basic Child Support	Child Support Shared Parenting	Child Support (current)	"Cubed" Formula	Shared Parenting Formula x1.8	Shared Parenting Formula x1.7	Shared Parenting Formula x1.6
182 overnights	183 overnights	\$3,236.00	\$4,854.00	John pays \$1,992 monthly	\$1,336.30	\$2,387.58	\$2,254.95	\$2,122.31
165 overnights	200 overnights	\$3,236.00	\$4,854.00	John pays \$2,217 monthly	\$1,777.35	\$2,673.00	\$2,524.50	\$2,376.01
140 overnights	225 overnights	\$3,236.00	n/a	John pays \$2,941 monthly	\$2,312.78	\$3,080.75	\$2,909.58	\$2,738.44
92 overnights	273 overnights	\$3,236.00	n/a	John pays \$2,941 monthly	\$2,821.72	\$3,837.96	\$3,624.74	\$3,411.52

# THE WILLIAMS FAMILY: JOHN (GI: \$40,000), MARY (GI: \$20,000)

## *Illinois*

John's overnights	Mary's overnights	Basic Child Support	Shared Parenting Support	Child Support	"Cubed" Formula	Shared Parenting Formula	Shared Parenting Formula	Shared Parenting Formula
182 overnights	183 overnights	\$1,398.00	\$2,097.00	John pays \$103 monthly	\$72.75	\$123.30 x1.8	\$116.45 x1.7	\$109.61 x1.6
165 overnights	200 overnights	\$1,398.00	\$2,097.00	John pays \$201 monthly	\$263.28	\$246.61	\$232.91	\$219.21
140 overnights	225 overnights	\$1,398.00	n/a	John pays \$766 monthly	\$494.60	\$422.75	\$399.28	\$375.79
92 overnights	273 overnights	\$1,398.00	n/a	John pays \$766 monthly	\$714.47	\$749.89	\$708.23	\$666.57



# OTHER OBJECTIVES: ADDRESSING TO FAILURE TO EXERCISE PARENTING TIME

1. To revise the statute to address the financial injustice created when the obligor parent fails to exercise the number of overnights upon which child support is based.
2. To revise the statute to require the Court to consider failure to exercise parenting time overnights and provide a financial remedy to the obligee parent in the form of a “reimbursement” for children’s expenses or costs.
3. To allow discretion to the Court when ordering a financial remedy to consider any legitimate reasons the obligor parent failed to exercise parenting overnights.

