
201 South Grand Avenue East
Springfield, Illinois 62763-0002

Telephone: (217) 782-1200
TTY: (800) 526-5812

September 1, 2015

Governor Bruce Rauner
Members of the Illinois General Assembly


Greetings:

On behalf of the Illinois Department of Healthcare and Family Services (HFS), I present the Fiscal Year 2015 annual report on the Illinois Primary Care Case Management Program (Illinois Health Connect). This report is required by the *Covering ALL KIDS Health Insurance Act* [215 ILCS 170/47]. Illinois Health Connect (IHC) is Illinois' Primary Care Case Management (PCCM) program, implemented by the Department in 2006 under voluntary enrollment and in 2007 under statewide mandatory enrollment. The PCCM program was the HFS's first step toward implementing managed care throughout the state. This program is based on the American Academy of Pediatrics' initiative to create medical homes to encourage the delivery of healthcare services in the most appropriate setting and ensure access to preventive healthcare services.

Following the implementation of IHC, HFS moved forward with expanding its healthcare delivery system in order to comply with the mandates under the Medicaid reform law, P.A. 96-1501, and the Affordable Care Act (ACA) initiatives. As such, HFS has recently concluded the expansion of its managed care programs which incorporated Coordinated Care Entities (CCEs), Accountable Care Entities (ACEs), additional Managed Care Community Networks (MCCNs) and Managed Care Organizations (MCOs) within the five (5) mandatory managed care regions. During this expansion (FY14 and FY15), upwards of 1.5 million people on Medicaid and All Kids in five mandatory managed care regions were transitioned from the IHC program into some form of care coordination with a Managed Care Health Plan. Although IHC is no longer a statewide health plan choice, it will continue to be a health plan choice for clients in the non-mandatory managed care regions. IHC will also continue to provide program support for the CCEs and ACEs as they work toward transitioning to either full risk or subcontracting with an MCO.

I look forward to continuing to improve the quality of our Medicaid program to assure that HFS clients have access to the coordinated healthcare they need to lead healthy lives.

Sincerely,



Felicia F. Norwood
Director



Primary Care Case Management Report

**215 ILCS 170/47
Public Act 095-0650
HB1628**

July 2015

201 South Grand Avenue East
Springfield, Illinois 62763-0002

Telephone: (217) 782-1200
TTY: (800) 526-5812

September 1, 2015

Governor Bruce Rauner
Members of the Illinois General Assembly

Greetings:

On behalf of the Illinois Department of Healthcare and Family Services (HFS), I present the Fiscal Year 2015 annual report on the Illinois Primary Care Case Management Program (Illinois Health Connect). This report is required by the *Covering ALL KIDS Health Insurance Act* [215 ILCS 170/47]. Illinois Health Connect (IHC) is Illinois' Primary Care Case Management (PCCM) program, implemented by the Department in 2006 under voluntary enrollment and in 2007 under statewide mandatory enrollment. The Primary Care Case Management program was the Department's first step toward implementing managed care throughout the state. This Program is based on the American Academy of Pediatrics' initiative to create medical homes to encourage the delivery of healthcare services in the most appropriate setting and ensure access to preventive healthcare services.

Following the implementation of Illinois Health Connect, HFS moved forward with expanding its healthcare delivery system in order to comply with the mandates under the Medicaid reform law, P.A. 96-1501, and the Affordable Care Act (ACA) initiatives. As such, HFS has recently concluded the expansion of its managed care programs which incorporated Coordinated Care Entities (CCEs), Accountable Care Entities (ACEs) and additional Managed Care Community Networks (MCCNs) and Managed Care Organizations (MCOs) within the five (5) mandatory managed care regions. During this expansion (FY14 and FY15), upwards of 1.5 million people on Medicaid and All Kids in five mandatory managed care regions were transitioned from the Illinois Health Connect Program into some form of Care Coordination with a Managed Care Health Plan. Although Illinois Health Connect is no longer a statewide health plan choice, it will continue to be a health plan choice for clients in the non-mandatory managed care regions. Illinois Health Connect will also continue to provide program support for the CCEs and ACEs as they work toward transitioning to either full risk or subcontracting with an MCO.

I look forward to continuing our Medicaid Program expansion efforts to assure that HFS Medical Program clients have access to the coordinated healthcare they need to stay healthy.

Sincerely,

Felicia F. Norwood
Director

TABLE of CONTENTS

	<u>Page</u>
REPORTING REQUIREMENTS	1
INTRODUCTION	2
PROGRAM OVERVIEW	3
Illinois Health Connect	3
Illinois Health Connect Call Center	4
Client Education and Outreach Assistance	4
Medical Homes	4
Quality Tools	5
Bonus Program for High Performance	6
Specialty Resource Database	6
Illinois Health Connect Medical Home Edit Program	6
APPENDIX A – Program Web Links	7
APPENDIX B – County and Geo Zip Code Level Data (B.1 and B.2)	8
APPENDIX C – All Kids Program Data	92

REPORTING REQUIREMENTS

SUMMARY

The *Covering ALL KIDS Health Insurance Act* was amended by PA 95-650 [215 ILCS 170/47] to require that HFS report annually to the General Assembly by September 1 of each year concerning the numbers of providers participating in the program.

215 ILCS 170-47

The Department shall report annually by September 1, on the following:

- (a) The number of professionals serving in the primary care case management program, by licensed profession and by county, and, for counties with a population of 100,000 or greater, by geo zip code. (See Appendix B, Table B.1)*
- (b) The number of non-primary care providers accepting referrals, by specialty designation, by licensed profession and by county, and, for counties with a population of 100,000 or greater, by geo zip code. (See Appendix B, Table B.2)*
- (c) The number of individuals enrolled in the Covering ALL KIDS Health Insurance Program by income or premium level and by county, and, for counties with a population of 100,000 or greater, by geo zip code. (See Appendix C)*

INTRODUCTION

The Primary Care Case Management program serves children and adults and is designed to connect each eligible client with a Primary Care Provider at a “medical home” where regular ongoing care is received. Through a medical home, enrollees receive better coordinated care, decreasing inappropriate and costly care, such as emergency room visits or hospitalizations.

The Program Overview provides more information about the current Primary Care Case Management program and efforts that have been implemented to assist both HFS clients and providers navigate the program and build upon the medical home concept, including increasing access to care for individuals enrolled in the Covering ALL KIDS Health Insurance Program.

PROGRAM OVERVIEW

Illinois Health Connect

Clients enrolled in Illinois Health Connect receive both care coordination and case management services from their PCP. Eligible clients that must select a PCP in Illinois Health Connect for their medical home include most children enrolled in All Kids, adults, and seniors and adults with disabilities in the non-mandatory counties. Under the expansion of managed care pursuant to Medicaid Reform law (P.A. 96-1501) during the fiscal years of 2014 and 2015, over 1.5 million Illinois Health Connect members in the five (5) mandatory managed care regions were transitioned from the Illinois Health Connect program into new managed care health plans. With this transition the Illinois Health Connect membership was decreased from roughly 2 million members prior to June 30, 2014 to almost 400,000 members as of June 30, 2015 in the non-mandatory counties.

The Illinois Health Connect Program focuses on the promotion of the patient-physician relationship in order to improve the quality of healthcare for members, support continuity of care initiatives, increase access to care, and to reduce unnecessary emergency room visits and hospitalizations through established medical homes. Before Illinois Health Connect was implemented, clients had great difficulty getting care from providers, making appointments, securing referrals for specialty care, clients often flooded and overwhelmed the HFS Client help lines for assistance and would merely receive paper print outs of providers that may see them for services. This frequently resulted in clients accessing care in ERs and other locations that were not the most appropriate setting for care, did little to manage a client's overall health care needs and resulted in escalated costs for services.

The initial implementation of the Illinois Health Connect Program significantly reduced the volume of client and provider calls coming into and flooding the HFS Client Help Lines, including the All Kids Call Center, clients received designated medical homes that provided appointments for their members and coordinated their care, referrals to specialists occurred more frequently and savings were generated over the first several years of the program. In addition, all HFS clients had a designated resource to work with for assistance in finding providers and scheduling appointments, received notice of primary and preventive services that are due (based on HFS claims data), and received education about the benefits of a medical home and how to access care.

Although Illinois Health Connect is no longer a statewide program, it continues to be an essential program that operates in the non-mandatory counties for almost 400,000 Medicaid clients and is the primary resource for individuals that are currently excluded (TPL, SSI, DCFS, DSCC, etc.) from mandatory participation in a managed care program. Medicaid clients that are not mandatorily required to participate in a managed care program are directed to the Illinois Health Connect helpline for assistance in locating providers in their area of service, and for scheduling appointments. In addition, Illinois Health Connect will continue to assist the ACEs and CCEs with the management of their provider network files, will process ACE and CCE member PCP switches, generate ACE and CCE PCP panel rosters (identifies which members are assigned to each PCP, within each health plan on a day-to-day basis), and offer PCPs in the ACEs

and CCEs provider profiles for use in quality improvement efforts, as the ACEs and CCEs move forward with becoming a full-risk plan or merging with another MCO.

Illinois Health Connect Call Center

Illinois Health Connect operates a call center in Schaumburg, Illinois, to assist both clients and providers in achieving access to care, including primary and preventive care. In FY15, the Illinois Health Connect call center averaged nearly 47,000 calls per month. Prior to statewide expansion, the FY14 monthly call volume averaged over 55,000 calls per month. Calls coming into the call center cover a variety of client issues including:

- Changing PCPs
- Health plan education
- Assistance making appointments
- Assistance coordinating access to specialty care
- Responding to provider inquiries on program changes
- Assistance with quality tools that support the PCP's efforts in managing and coordinating care for clients

Client Education and Outreach Assistance

In order to assist clients, Illinois Health Connect has implemented many outreach and education strategies over the course of the program. These efforts were designed to help client's better understand the importance of their medical home, working with their PCP, and the importance of health and wellness. One example of this strategy is the Early Periodic Screening Diagnosis and Treatment (EPSDT) initiative, which is in response to the Federal EPSDT mandate for children enrolled in Medicaid. This initiative provides education to clients on the importance of EPSDT, encourages clients to get well-child checkups for their children, and assists clients in making appointments with their child's PCP for needed primary and preventive checkups and services, such as immunizations. During FY15, Illinois Health Connect made over 300,000 outreach and education calls to clients regarding EPSDT services.

Medical Homes

Not only are goals for the overall client initiatives being achieved under Illinois Health Connect, the program has also established good working relationships with almost 6,000 PCPs and countless provider and community groups across the state to enhance the access to care for Medicaid clients. Illinois Health Connect connects with providers through a dedicated toll-free provider helpdesk and has stationed many provider service representatives and quality nurses in the field to facilitate outreach and education efforts with providers, including distributing information on HFS programs, assistance with billing and use of the MEDI system, assisting with quality improvement efforts, better understanding the use of claims data to identify which members are due for services, and also drive improved access to care through sharing of best practices with participating PCPs.

Physicians that participate as a medical home for clients are enrolled as an Illinois Health Connect PCP. Enrolled PCPs serve as a client's medical home and coordinate and manage the client's primary and preventive services, including well child visits,

immunizations, screenings, and follow-up care as needed. The PCPs also issue referrals to specialists for additional care or tests as needed.

Having a medical home and PCP ensures that clients have access to quality care from a provider that understands their unique health care needs and receives the advantages of care coordination and case management. Appendix B, Table B.1, provides the unique number of professionals enrolled as Medicaid providers as of June 30, 2015, by licensed profession, by county, and, for counties with a population of 100,000 or greater, by geo zip code. In most non-mandatory counties throughout Illinois, the medical home capacity for eligible clients is double the number of eligible clients in the county. This expansive network allows clients to have several choices of a medical home and increased access to care.

Quality Tools

Illinois Health Connect offers an array of support services and educational opportunities for PCPs and their staff. These support services include monthly Webinars and training opportunities on topics that impact providers' practices, and surveys to obtain provider feedback on the program and participation in quarterly Program Subcommittee meetings. Often the educational opportunities are provided by Illinois Health Connect in conjunction with support from community-based organizations. During FY15, Illinois Health Connects' Provider Service Representatives and Quality Assurance Nurses in the field made over 9,000 visits to providers' offices to assist with billing/coding questions, program administration, identification of EPSDT standards, quality improvements efforts and to provide MEDI training.

Currently, Illinois Health Connect provides PCPs access to the following quality tools for use within their practices:

- **Panel Rosters** – Access to an electronic panel roster through the Department's secure MEDI system. Panel rosters help providers manage their client's care by identifying clients that are enrolled with the PCP and may be due for screening or checkups based on HFS claims data.
- **Claims History Summaries** – Through the Department's secure MEDI system, physicians treating Medicaid clients can access HFS claims-based client health summaries that include client medication and immunization histories, previous lab orders, hospitalizations and other medical procedures. With the claims history of a client, a PCP is able to review the client's medical history, assist in assessing additional medical needs and determine compliance and on-going medical needs.
- **Provider Profiles** – On a semi-annual basis (spring and fall) PCPs receive a profile report summarizing their individual performance on specified clinical indicators in addition to an aggregate summary of the performance of all PCPs participating in the Illinois Health Connect program. The data reflected in the Provider Profiles is gathered from HFS claims data.

Bonus Program for High Performance

The Bonus Program for High Performance encourages PCPs to provide primary and preventive services in accordance with established quality measurements to drive the adoption of quality improvement initiatives within their practices. Under the program, qualifying PCPs are eligible to receive annual bonus payments for each qualifying service under a bonus measurement. The bonus program payment is based on services provided for all clients enrolled on the PCP's panel on December 1 of the program year who have received one or more of the following services: Immunization Combo 3, Developmental Screenings, Asthma Management, Diabetes Management, Lead Screening or Breast Cancer Screening.

In 2014, over \$4.6 million was distributed to nearly 5,000 PCPs for care provided in 2013 that exceeded the quality standards. Within the next month, it is anticipated that in 2015 HFS will issue over \$3.3 million in bonus payments to almost 4,600 qualifying PCPs for the 2014 bonus program. The Department anticipated that the bonus payments issued in 2015 would be less than previous bonus program years due to the transition of clients from PCCM into mandatory managed care under Medicaid Reform.

Specialty Resource Database

Illinois Health Connect assists PCPs and enrollees in connecting with specialists for specialty care, through their Specialty Resource Database (SRD). The SRD provides specific information on the circumstances under which specialists are available to provide care to an eligible client. A specialist's registration in the SRD allows Illinois Health Connect to assist PCPs in directing clients to the most appropriate specialist provider. A breakdown of specialists by licensed type and specialty, by county and by geo zip code for counties with populations of 100,000 or greater is provided in Appendix B, Table B.2.

Illinois Health Connect Medical Home Edit Program

The implementation of the medical home edit program requires Illinois Health Connect patients to see their assigned PCP, or a provider or clinic affiliated with their assigned PCP. PCPs seeing Illinois Health Connect patients who are not enrolled on their panel, or on an affiliated PCP's panel, on the date of service, must obtain a referral from the patient's assigned PCP in order to be reimbursed by HFS for services provided. PCPs are able to submit referrals for their patients to see other enrolled PCPs through the Illinois Health Connect Provider Portal via the secure HFS MEDI system, directly with Illinois Health Connect via fax, or by calling the Illinois Health Connect Provider Helpline. Specialists and non-IHC PCPs do not require a referral under this phase of the medical home edit program. During FY15, PCPs entered an average of 150 referrals per month. Prior to expansion the monthly PCP referral volume was an average of 650 referrals per month.

**Appendix A
PROGRAM WEB LINKS**

Illinois Health Connect Web Site
www.illinoishealthconnect.com

Illinois Client Enrollment Broker Web Site
www.enrollhfs.illinois.gov

HFS Care Coordination Program Web Site
<http://www2.illinois.gov/hfs/PublicInvolvement/cc/Pages/default.aspx>

All Kids Web Site
<http://www.allkids.com/>

APPENDIX B

County and Geo Zip Code Level Data

Table B.1: PCCM Professionals

The number of professionals serving in the Primary Care Case Management Program as a PCP, by Licensed profession and by county, and, for counties with a population of 100,000 or greater, by geo zip code.

County	ZipCode	Provider Type	Unique Providers
Adams	ALL ZIPS	Nurse Practitioners	2
Adams	ALL ZIPS	Physicians	18
Adams	ALL ZIPS	Rural Health Clinics	3
Alexander	ALL ZIPS	Federally Qualified Health Centers	2
Bond	ALL ZIPS	Physicians	3
Bond	ALL ZIPS	Rural Health Clinics	2
Boone	ALL ZIPS	Federally Qualified Health Centers	1
Boone	ALL ZIPS	Physicians	14
Brown	ALL ZIPS	Rural Health Clinics	1
Bureau	ALL ZIPS	Physicians	13
Carroll	ALL ZIPS	Physicians	2
Cass	ALL ZIPS	Federally Qualified Health Centers	2
Cass	ALL ZIPS	Rural Health Clinics	1
Champaign	618	Federally Qualified Health Centers	2
Champaign	618	Nurse Practitioners	1
Champaign	618	Physicians	79
Christian	ALL ZIPS	Physicians	7
Christian	ALL ZIPS	Rural Health Clinics	2
Clark	ALL ZIPS	Nurse Practitioners	1
Clark	ALL ZIPS	Rural Health Clinics	3
Clay	ALL ZIPS	Federally Qualified Health Centers	1
Clay	ALL ZIPS	Physicians	2
Clay	ALL ZIPS	Rural Health Clinics	3
Clinton	ALL ZIPS	Physicians	7
Clinton	ALL ZIPS	Rural Health Clinics	3
Coles	ALL ZIPS	Federally Qualified Health Centers	2
Coles	ALL ZIPS	Physicians	30
Cook	600	Encounter rate clinic	1
Cook	600	Federally Qualified Health Centers	3
Cook	600	Physicians	342
Cook	601	Federally Qualified Health Centers	2
Cook	601	Physicians	230
Cook	602	Federally Qualified Health Centers	1
Cook	602	Physicians	51
Cook	602	School Based / Linked Health Clinics	1
Cook	603	Federally Qualified Health Centers	1

Table B.1: PCCM Professionals

The number of professionals serving in the Primary Care Case Management Program as a PCP, by Licensed profession and by county, and, for counties with a population of 100,000 or greater, by geo zip code.

County	ZipCode	Provider Type	Unique Providers
Cook	603	Physicians	66
Cook	604	Encounter rate clinic	4
Cook	604	Federally Qualified Health Centers	13
Cook	604	Physicians	348
Cook	605	Federally Qualified Health Centers	2
Cook	605	Physicians	51
Cook	606	Encounter rate clinic	10
Cook	606	Federally Qualified Health Centers	117
Cook	606	General Hospitals	1
Cook	606	Nurse Practitioners	1
Cook	606	Physicians	1,140
Cook	607	Physicians	59
Cook	608	Encounter rate clinic	2
Cook	608	Federally Qualified Health Centers	1
Cook	608	Physicians	52
Crawford	ALL ZIPS	Rural Health Clinics	4
Cumberland	ALL ZIPS	Federally Qualified Health Centers	1
Cumberland	ALL ZIPS	Physicians	1
Cumberland	ALL ZIPS	Rural Health Clinics	2
De Witt	ALL ZIPS	Physicians	3
De Witt	ALL ZIPS	Rural Health Clinics	2
Dekalb	601	Federally Qualified Health Centers	1
Dekalb	601	Physicians	21
Dekalb	605	Physicians	9
Douglas	ALL ZIPS	Nurse Practitioners	2
Douglas	ALL ZIPS	Physicians	6
Douglas	ALL ZIPS	Rural Health Clinics	2
DuPage	600	Physicians	2
DuPage	601	Federally Qualified Health Centers	5
DuPage	601	Physicians	233
DuPage	604	Physicians	8
DuPage	605	Nurse Practitioners	2
DuPage	605	Physicians	269
Edgar	ALL ZIPS	Physicians	2
Edgar	ALL ZIPS	Rural Health Clinics	2
Edwards	ALL ZIPS	Federally Qualified Health Centers	1
Edwards	ALL ZIPS	Rural Health Clinics	1
Effingham	ALL ZIPS	Federally Qualified Health Centers	1
Effingham	ALL ZIPS	Physicians	4
Effingham	ALL ZIPS	Rural Health Clinics	9
Fayette	ALL ZIPS	Federally Qualified Health Centers	1
Fayette	ALL ZIPS	Physicians	3

Table B.1: PCCM Professionals

The number of professionals serving in the Primary Care Case Management Program as a PCP, by Licensed profession and by county, and, for counties with a population of 100,000 or greater, by geo zip code.

County	ZipCode	Provider Type	Unique Providers
Fayette	ALL ZIPS	Rural Health Clinics	3
Ford	ALL ZIPS	Physicians	4
Ford	ALL ZIPS	Rural Health Clinics	4
Franklin	ALL ZIPS	Federally Qualified Health Centers	2
Franklin	ALL ZIPS	Nurse Practitioners	1
Franklin	ALL ZIPS	Physicians	4
Franklin	ALL ZIPS	Rural Health Clinics	5
Fulton	ALL ZIPS	Physicians	4
Fulton	ALL ZIPS	Rural Health Clinics	6
Gallatin	ALL ZIPS	Federally Qualified Health Centers	1
Gallatin	ALL ZIPS	Rural Health Clinics	2
Greene	ALL ZIPS	Physicians	1
Greene	ALL ZIPS	Rural Health Clinics	4
Grundy	ALL ZIPS	Physicians	13
Hamilton	ALL ZIPS	Nurse Practitioners	1
Hamilton	ALL ZIPS	Physicians	3
Hamilton	ALL ZIPS	Rural Health Clinics	2
Hancock	ALL ZIPS	Federally Qualified Health Centers	1
Hancock	ALL ZIPS	Physicians	3
Hancock	ALL ZIPS	Rural Health Clinics	4
Hardin	ALL ZIPS	Rural Health Clinics	1
Henderson	ALL ZIPS	Federally Qualified Health Centers	2
Henry	ALL ZIPS	Physicians	10
Henry	ALL ZIPS	Rural Health Clinics	3
Iroquois	ALL ZIPS	Federally Qualified Health Centers	1
Iroquois	ALL ZIPS	Physicians	7
Iroquois	ALL ZIPS	Rural Health Clinics	7
Jackson	ALL ZIPS	Federally Qualified Health Centers	3
Jackson	ALL ZIPS	Physicians	7
Jackson	ALL ZIPS	Rural Health Clinics	4
Jasper	ALL ZIPS	Nurse Practitioners	2
Jasper	ALL ZIPS	Rural Health Clinics	1
Jefferson	ALL ZIPS	Federally Qualified Health Centers	1
Jefferson	ALL ZIPS	Physicians	19
Jefferson	ALL ZIPS	Rural Health Clinics	2
Jersey	ALL ZIPS	Rural Health Clinics	1
Jo Daviess	ALL ZIPS	Physicians	8
Johnson	ALL ZIPS	Federally Qualified Health Centers	2
Kane	601	Federally Qualified Health Centers	6
Kane	601	Physicians	111
Kane	605	Federally Qualified Health Centers	4
Kane	605	Physicians	32

Table B.1: PCCM Professionals

The number of professionals serving in the Primary Care Case Management Program as a PCP, by Licensed profession and by county, and, for counties with a population of 100,000 or greater, by geo zip code.

County	ZipCode	Provider Type	Unique Providers
Kankakee	609	Federally Qualified Health Centers	1
Kankakee	609	Nurse Practitioners	1
Kankakee	609	Physicians	47
Kankakee	609	Rural Health Clinics	1
Kendall	ALL ZIPS	Physicians	25
Knox	ALL ZIPS	Federally Qualified Health Centers	1
Knox	ALL ZIPS	Physicians	27
La Salle	613	Federally Qualified Health Centers	1
La Salle	613	Nurse Practitioners	1
La Salle	613	Physicians	37
La Salle	613	Rural Health Clinics	1
La Salle	631	Physicians	1
Lake	600	Federally Qualified Health Centers	7
Lake	600	Nurse Practitioners	2
Lake	600	Physicians	297
Lawrence	ALL ZIPS	Physicians	1
Lawrence	ALL ZIPS	Rural Health Clinics	2
Lee	ALL ZIPS	Physicians	15
	ALL ZIPS	Certified local public health department	1
Livingston	ALL ZIPS	Physicians	18
Livingston	ALL ZIPS	Rural Health Clinics	3
Logan	ALL ZIPS	Rural Health Clinics	2
Macon	625	Federally Qualified Health Centers	2
Macon	625	Physicians	47
Macoupin	ALL ZIPS	Federally Qualified Health Centers	2
Macoupin	ALL ZIPS	Physicians	4
Macoupin	ALL ZIPS	Rural Health Clinics	9
Madison	620	Federally Qualified Health Centers	6
Madison	620	Physicians	55
Madison	622	Federally Qualified Health Centers	1
Madison	622	Physicians	14
Madison	622	Rural Health Clinics	1
Marion	ALL ZIPS	Federally Qualified Health Centers	1
Marion	ALL ZIPS	Nurse Practitioners	1
Marion	ALL ZIPS	Physicians	10
Marion	ALL ZIPS	Rural Health Clinics	2
Marshall	ALL ZIPS	Physicians	1
Mason	ALL ZIPS	Rural Health Clinics	2
Massac	ALL ZIPS	Physicians	4
Massac	ALL ZIPS	Rural Health Clinics	2
McDonough	ALL ZIPS	Physicians	13

Table B.1: PCCM Professionals

The number of professionals serving in the Primary Care Case Management Program as a PCP, by Licensed profession and by county, and, for counties with a population of 100,000 or greater, by geo zip code.

County	ZipCode	Provider Type	Unique Providers
McDonough	ALL ZIPS	Rural Health Clinics	1
McHenry	600	Federally Qualified Health Centers	2
McHenry	600	Physicians	88
McHenry	601	Physicians	31
McHenry	610	Physicians	1
McLean	617	Federally Qualified Health Centers	1
McLean	617	Physicians	71
McLean	617	Rural Health Clinics	1
Menard	ALL ZIPS	Rural Health Clinics	1
Mercer	ALL ZIPS	Rural Health Clinics	2
Monroe	ALL ZIPS	Physicians	7
Montgomery	ALL ZIPS	Rural Health Clinics	4
Morgan	ALL ZIPS	Physicians	6
Morgan	ALL ZIPS	Rural Health Clinics	2
Moultrie	ALL ZIPS	Rural Health Clinics	2
Ogle	ALL ZIPS	Physicians	25
Peoria	615	Physicians	7
Peoria	616	Federally Qualified Health Centers	5
Peoria	616	Physicians	99
Peoria	627	Physicians	1
Perry	ALL ZIPS	Federally Qualified Health Centers	1
Perry	ALL ZIPS	Physicians	1
Perry	ALL ZIPS	Rural Health Clinics	3
Piatt	ALL ZIPS	Physicians	5
Piatt	ALL ZIPS	Rural Health Clinics	1
Pike	ALL ZIPS	Rural Health Clinics	4
Pope	ALL ZIPS	Federally Qualified Health Centers	1
Putnam	ALL ZIPS	Physicians	1
Randolph	ALL ZIPS	Physicians	8
Randolph	ALL ZIPS	Rural Health Clinics	7
Richland	ALL ZIPS	Federally Qualified Health Centers	1
Richland	ALL ZIPS	Physicians	3
Rock Island	612	Federally Qualified Health Centers	4
Rock Island	612	Physicians	52
Rock Island	612	School Based / Linked Health Clinics	2
Saline	ALL ZIPS	Federally Qualified Health Centers	2
Saline	ALL ZIPS	Nurse Practitioners	1
Saline	ALL ZIPS	Physicians	2
Saline	ALL ZIPS	Rural Health Clinics	4
Sangamon	626	Physicians	7
Sangamon	627	Federally Qualified Health Centers	2
Sangamon	627	Physicians	86

Table B.1: PCCM Professionals

The number of professionals serving in the Primary Care Case Management Program as a PCP, by Licensed profession and by county, and, for counties with a population of 100,000 or greater, by geo zip code.

County	ZipCode	Provider Type	Unique Providers
Schuyler	ALL ZIPS	Rural Health Clinics	1
Scott	ALL ZIPS	Rural Health Clinics	1
Shelby	ALL ZIPS	Physicians	7
Shelby	ALL ZIPS	Rural Health Clinics	2
St Clair	622	Federally Qualified Health Centers	14
St Clair	622	Nurse Practitioners	1
St Clair	622	Physicians	48
St Clair	622	Rural Health Clinics	1
Stark	ALL ZIPS	Rural Health Clinics	1
Stephenson	ALL ZIPS	Nurse Practitioners	1
Stephenson	ALL ZIPS	Physicians	21
Tazewell	615	Physicians	43
Tazewell	616	Physicians	3
Tazewell	617	Physicians	2
Union	ALL ZIPS	Federally Qualified Health Centers	3
Union	ALL ZIPS	Physicians	5
Vermilion	ALL ZIPS	Federally Qualified Health Centers	1
Vermilion	ALL ZIPS	Nurse Practitioners	1
Vermilion	ALL ZIPS	Physicians	13
Vermilion	ALL ZIPS	Rural Health Clinics	9
Wabash	ALL ZIPS	Physicians	1
Wabash	ALL ZIPS	Rural Health Clinics	2
Warren	ALL ZIPS	Physicians	1
Warren	ALL ZIPS	Rural Health Clinics	1
Washington	ALL ZIPS	Physicians	2
Washington	ALL ZIPS	Rural Health Clinics	2
Wayne	ALL ZIPS	Federally Qualified Health Centers	1
Wayne	ALL ZIPS	Physicians	1
Wayne	ALL ZIPS	Rural Health Clinics	3
White	ALL ZIPS	Federally Qualified Health Centers	2
White	ALL ZIPS	Physicians	2
White	ALL ZIPS	Rural Health Clinics	1
Whiteside	ALL ZIPS	Federally Qualified Health Centers	1
Whiteside	ALL ZIPS	Nurse Practitioners	1
Whiteside	ALL ZIPS	Physicians	24
Whiteside	ALL ZIPS	Rural Health Clinics	2
Will	604	Federally Qualified Health Centers	5
Will	604	Physicians	161
Will	605	Physicians	40
Williamson	ALL ZIPS	Federally Qualified Health Centers	3
Williamson	ALL ZIPS	Physicians	16
Williamson	ALL ZIPS	Rural Health Clinics	3

Table B.1: PCCM Professionals

The number of professionals serving in the Primary Care Case Management Program as a PCP, by Licensed profession and by county, and, for counties with a population of 100,000 or greater, by geo zip code.

County	ZipCode	Provider Type	Unique Providers
Winnebago	610	Physicians	11
Winnebago	611	Federally Qualified Health Centers	3
Winnebago	611	Physicians	113
Woodford	ALL ZIPS	Physicians	13
Out of State Providers			
Indiana	ALL ZIPS	Federally Qualified Health Centers	1
Indiana	ALL ZIPS	Physicians	30
Indiana	ALL ZIPS	Rural Health Clinics	1
Iowa	ALL ZIPS	Federally Qualified Health Centers	4
Iowa	ALL ZIPS	Physicians	48
Kentucky	ALL ZIPS	Physicians	4
Missouri	ALL ZIPS	Physicians	8
Missouri	ALL ZIPS	Rural Health Clinics	7
Wisconsin	ALL ZIPS	Federally Qualified Health Centers	1
Wisconsin	ALL ZIPS	Physicians	24

Table B.2: Specialists/Non-IHC Participating Primary Care Providers

The number of Non-Primary Care Providers accepting PCCM patients, by specialty designation, by Licensed profession and by county, and, for counties with a population of 100,000 or greater, by geo zip code

County	ZipCode	Specialty	PT Code	Provider Type	Providers
Adams	ALL ZIPS	Admitting Privileges	010	Physicians	1
Adams	ALL ZIPS	Allergy-Immunization	010	Physicians	2
Adams	ALL ZIPS	Anesthesiology	010	Physicians	9
Adams	ALL ZIPS	Cardiology	010	Physicians	5
Adams	ALL ZIPS	Cardiovascular Diseases	010	Physicians	2
Adams	ALL ZIPS	Cardiovascular Surgery	010	Physicians	1
Adams	ALL ZIPS	Child Psychiatry	010	Physicians	2
Adams	ALL ZIPS	Dermatology	010	Physicians	2
Adams	ALL ZIPS	Diagnostic Pharmaceutical Agents	012	Optometrists	2
Adams	ALL ZIPS	Emergency Medicine	010	Physicians	13
Adams	ALL ZIPS	Endocrinology	010	Physicians	2
Adams	ALL ZIPS	Family Practice	010	Physicians	27
Adams	ALL ZIPS	Gastroenterology	010	Physicians	4
Adams	ALL ZIPS	General Dentistry	011	Dentists	1
Adams	ALL ZIPS	General Practice	010	Physicians	2
Adams	ALL ZIPS	Hematology	010	Physicians	3
Adams	ALL ZIPS	Internal Medicine	010	Physicians	17
Adams	ALL ZIPS	Optometrists	012	Optometrists	1
Adams	ALL ZIPS	Podiatrists	013	Podiatrists	3
Adams	ALL ZIPS	Nurse Practitioners	016	Nurse Practitioners	36
Adams	ALL ZIPS	Physical Therapists	022	Physical Therapists	26
		Occupational		Occupational	11
Adams	ALL ZIPS	Occupational Therapists	023	Therapists	
Adams	ALL ZIPS	Speech Therapists	024	Speech Therapists	10
Adams	ALL ZIPS	Audiologists	025	Audiologists	7
Adams	ALL ZIPS	Nephrology	010	Physicians	4
Adams	ALL ZIPS	Neurology	010	Physicians	3
Adams	ALL ZIPS	Neurology Surgery	010	Physicians	3
Adams	ALL ZIPS	Obstetric-Gynecology	010	Physicians	9
Adams	ALL ZIPS	Oncology	010	Physicians	2
Adams	ALL ZIPS	Ophthalmology	010	Physicians	5
Adams	ALL ZIPS	Orthopedic Surgery	010	Physicians	7
		Osteopathic Manipulative			1
Adams	ALL ZIPS	Medicine	010	Physicians	
Adams	ALL ZIPS	Otolaryngology	010	Physicians	2
Adams	ALL ZIPS	Otorhinolaryngology	010	Physicians	1
Adams	ALL ZIPS	Pathology	010	Physicians	3
Adams	ALL ZIPS	Pediatrics	010	Physicians	4
Adams	ALL ZIPS	Physical Medicine/Rehabilitation	010	Physicians	4
Adams	ALL ZIPS	Plastic Surgery	010	Physicians	1
Adams	ALL ZIPS	Psychiatry	010	Physicians	6

Table B.2: Specialists/Non-IHC Participating Primary Care Providers

The number of Non-Primary Care Providers accepting PCCM patients, by specialty designation, by Licensed profession and by county, and, for counties with a population of 100,000 or greater, by geo zip code

Adams	ALL ZIPS	Pulmonary Diseases	010	Physicians	3
Adams	ALL ZIPS	Radiology Diagnosis	010	Physicians	4
Adams	ALL ZIPS	Radiology Therapeutic	010	Physicians	2
Adams	ALL ZIPS	Rheumatology	010	Physicians	1
Adams	ALL ZIPS	Surgery General	010	Physicians	4
		Therapeutic Pharmaceutical Agents			8
Adams	ALL ZIPS	Agents	012	Optometrists	
Adams	ALL ZIPS	Urological Surgery	010	Physicians	1
Adams	ALL ZIPS	Urology	010	Physicians	4
Adams	ALL ZIPS	Vascular Surgery	010	Physicians	1
Alexander	ALL ZIPS	Emergency Medicine	010	Physicians	1
Alexander	ALL ZIPS	Family Practice	010	Physicians	1
Alexander	ALL ZIPS	Nurse Practitioners	016	Nurse Practitioners	1
Alexander	ALL ZIPS	Obstetric-Gynecology	010	Physicians	1
Alexander	ALL ZIPS	Pediatrics	010	Physicians	1
Arizona	ALL ZIPS	Emergency Medicine	010	Physicians	1
Arkansas	ALL ZIPS	Radiology	010	Physicians	1
Bond	ALL ZIPS	Emergency Medicine	010	Physicians	9
Bond	ALL ZIPS	Family Practice	010	Physicians	5
Bond	ALL ZIPS	General Dentistry	011	Dentists	2
Bond	ALL ZIPS	General Practice	010	Physicians	1
Bond	ALL ZIPS	Internal Medicine	010	Physicians	1
Bond	ALL ZIPS	Chiropractors	014	Chiropractors	1
Bond	ALL ZIPS	Nurse Practitioners	016	Nurse Practitioners	7
Bond	ALL ZIPS	Audiologists	025	Audiologists	1
Bond	ALL ZIPS	Obstetric-Gynecology	010	Physicians	3
Bond	ALL ZIPS	Pediatrics	010	Physicians	1
		Therapeutic Pharmaceutical Agents			1
Bond	ALL ZIPS	Agents	012	Optometrists	
Boone	ALL ZIPS	Diagnostic Pharmaceutical Agents	012	Optometrists	1
Boone	ALL ZIPS	Emergency Medicine	010	Physicians	7
Boone	ALL ZIPS	Family Practice	010	Physicians	5
Boone	ALL ZIPS	General Dentistry	011	Dentists	2
Boone	ALL ZIPS	Gynecology	010	Physicians	1
Boone	ALL ZIPS	Internal Medicine	010	Physicians	1
Boone	ALL ZIPS	Podiatrists	013	Podiatrists	1
Boone	ALL ZIPS	Nurse Practitioners	016	Nurse Practitioners	7
Boone	ALL ZIPS	Physical Therapists	022	Physical Therapists	1
Boone	ALL ZIPS	Speech Therapists	024	Speech Therapists	1
Boone	ALL ZIPS	Pediatrics	010	Physicians	1
Boone	ALL ZIPS	Pedodontics	011	Dentists	1
Boone	ALL ZIPS	Physical Medicine/Rehabilitation	010	Physicians	1
		Therapeutic Pharmaceutical Agents			1
Boone	ALL ZIPS	Agents	012	Optometrists	

Table B.2: Specialists/Non-IHC Participating Primary Care Providers

The number of Non-Primary Care Providers accepting PCCM patients, by specialty designation, by Licensed profession and by county, and, for counties with a population of 100,000 or greater, by geo zip code

Brown	ALL ZIPS	Family Practice	010	Physicians	2
Brown	ALL ZIPS	Optometrists	012	Optometrists	1
Brown	ALL ZIPS	Nurse Practitioners	016	Nurse Practitioners	3
Brown	ALL ZIPS	Physical Therapists	022	Physical Therapists	1
Brown	ALL ZIPS	Psychiatry	010	Physicians	1
Bureau	ALL ZIPS	Anesthesiology	010	Physicians	2
Bureau	ALL ZIPS	Diagnostic Pharmaceutical Agents	012	Optometrists	1
Bureau	ALL ZIPS	Emergency Medicine	010	Physicians	2
Bureau	ALL ZIPS	Family Practice	010	Physicians	2
Bureau	ALL ZIPS	Gastroenterology	010	Physicians	1
Bureau	ALL ZIPS	Internal Medicine	010	Physicians	2
Bureau	ALL ZIPS	Podiatrists	013	Podiatrists	2
Bureau	ALL ZIPS	Chiropractors	014	Chiropractors	2
Bureau	ALL ZIPS	Nurse Practitioners	016	Nurse Practitioners	5
Bureau	ALL ZIPS	Physical Therapists	022	Physical Therapists	1
Bureau	ALL ZIPS	Speech Therapists	024	Speech Therapists	1
Bureau	ALL ZIPS	Obstetric-Gynecology	010	Physicians	4
Bureau	ALL ZIPS	Oncology	010	Physicians	1
Bureau	ALL ZIPS	Orthopedic Surgery	010	Physicians	5
Bureau	ALL ZIPS	Pathology	010	Physicians	1
Bureau	ALL ZIPS	Psychiatry	010	Physicians	1
Bureau	ALL ZIPS	Surgery General	010	Physicians	1
Bureau	ALL ZIPS	Urology	010	Physicians	2
Calhoun	ALL ZIPS	General Practice	010	Physicians	1
Calhoun	ALL ZIPS	Speech Therapists	024	Speech Therapists	1
Carroll	ALL ZIPS	Chiropractors	014	Chiropractors	1
Carroll	ALL ZIPS	Nurse Practitioners	016	Nurse Practitioners	2
Carroll	ALL ZIPS	Physical Therapists	022	Physical Therapists	2
Carroll	ALL ZIPS	Therapeutic Pharmaceutical Agents	012	Optometrists	1
Cass	ALL ZIPS	Family Practice	010	Physicians	2
Cass	ALL ZIPS	Nurse Practitioners	016	Nurse Practitioners	1
Cass	ALL ZIPS	Therapeutic Pharmaceutical Agents	012	Optometrists	1
Champaign	618	Allergy	010	Physicians	1
Champaign	618	Admitting Privileges	010	Physicians	1
Champaign	618	Allergy-Immunization	010	Physicians	1
Champaign	618	Anesthesiology	010	Physicians	18
Champaign	618	Cardiology	010	Physicians	11
Champaign	618	Cardiovascular Diseases	010	Physicians	6
Champaign	618	Cardiovascular Surgery	010	Physicians	2
Champaign	618	Child Neurology	010	Physicians	2
Champaign	618	Child Psychiatry	010	Physicians	1

Table B.2: Specialists/Non-IHC Participating Primary Care Providers

The number of Non-Primary Care Providers accepting PCCM patients, by specialty designation, by Licensed profession and by county, and, for counties with a population of 100,000 or greater, by geo zip code

Champaign	618	Colon - Rectal Surgery	010	Physicians	1
Champaign	618	Dermatology	010	Physicians	6
Champaign	618	Diagnostic Pharmaceutical Agents	012	Optometrists	4
Champaign	618	Emergency Medicine	010	Physicians	37
Champaign	618	Endocrinology	010	Physicians	4
Champaign	618	Facial Plastic Surgery	010	Physicians	1
Champaign	618	Family Practice	010	Physicians	33
Champaign	618	Gastroenterology	010	Physicians	7
Champaign	618	General Dentistry	011	Dentists	7
Champaign	618	General Practice	010	Physicians	1
Champaign	618	Hematology	010	Physicians	3
Champaign	618	Infectious Diseases	010	Physicians	4
Champaign	618	Internal Medicine	010	Physicians	51
Champaign	618	Maternal and Fetal Medicine	010	Physicians	2
Champaign	618	Podiatrists	013	Podiatrists	7
Champaign	618	Chiropractors	014	Chiropractors	4
Champaign	618	Nurse Practitioners	016	Nurse Practitioners	88
Champaign	618	Physical Therapists	022	Physical Therapists	16
				Occupational	5
Champaign	618	Occupational Therapists	023	Therapists	
Champaign	618	Speech Therapists	024	Speech Therapists	9
Champaign	618	Audiologists	025	Audiologists	13
Champaign	618	Neonatal-Perinatal Medicine	010	Physicians	1
Champaign	618	Neonatology	010	Physicians	3
Champaign	618	Nephrology	010	Physicians	3
Champaign	618	Neurology	010	Physicians	14
Champaign	618	Neurology Surgery	010	Physicians	5
Champaign	618	Obstetric-Gynecology	010	Physicians	24
Champaign	618	Obstetrics	010	Physicians	1
Champaign	618	Occupational Medicine	010	Physicians	1
Champaign	618	Oncology	010	Physicians	6
Champaign	618	Ophthalmology	010	Physicians	10
Champaign	618	Oral Surgery	010	Physicians	1
Champaign	618	Oral Surgery	011	Dentists	2
Champaign	618	Orthopedic Surgery	010	Physicians	16
Champaign	618	Otolaryngology	010	Physicians	3
Champaign	618	Otorhinolaryngology	010	Physicians	4
Champaign	618	Pathology	010	Physicians	11
Champaign	618	Pediatric Hematology Oncology	010	Physicians	2
Champaign	618	Pediatric Radiology	010	Physicians	7
Champaign	618	Pediatric Surgery	010	Physicians	1
Champaign	618	Pediatrics	010	Physicians	16
Champaign	618	Physical Medicine/Rehabilitation	010	Physicians	5

Table B.2: Specialists/Non-IHC Participating Primary Care Providers

The number of Non-Primary Care Providers accepting PCCM patients, by specialty designation, by Licensed profession and by county, and, for counties with a population of 100,000 or greater, by geo zip code

Champaign	618	Plastic Surgery	010	Physicians	4
Champaign	618	Psychiatry	010	Physicians	17
Champaign	618	Pulmonary Diseases	010	Physicians	5
Champaign	618	Radiation Oncology	010	Physicians	4
Champaign	618	Radiology	010	Physicians	13
Champaign	618	Radiology Diagnosis	010	Physicians	16
Champaign	618	Rheumatology	010	Physicians	4
Champaign	618	Surgery General	010	Physicians	10
Champaign	618	Therapeutic Pharmaceutical Agents	012	Optometrists	9
Champaign	618	Traumatic Surgery	010	Physicians	5
Champaign	618	Urological Surgery	010	Physicians	2
Champaign	618	Urology	010	Physicians	2
Champaign	618	Vascular Surgery	010	Physicians	2
Christian	ALL ZIPS	Diagnostic Pharmaceutical Agents	012	Optometrists	2
Christian	ALL ZIPS	Emergency Medicine	010	Physicians	2
Christian	ALL ZIPS	Family Practice	010	Physicians	2
Christian	ALL ZIPS	General Dentistry	011	Dentists	1
Christian	ALL ZIPS	Internal Medicine	010	Physicians	3
Christian	ALL ZIPS	Podiatrists	013	Podiatrists	1
Christian	ALL ZIPS	Chiropractors	014	Chiropractors	1
Christian	ALL ZIPS	Nurse Practitioners	016	Nurse Practitioners	3
Christian	ALL ZIPS	Obstetric-Gynecology	010	Physicians	1
Christian	ALL ZIPS	Ophthalmology	010	Physicians	1
Christian	ALL ZIPS	Pediatrics	010	Physicians	2
Christian	ALL ZIPS	Surgery General	010	Physicians	2
Christian	ALL ZIPS	Therapeutic Pharmaceutical Agents	012	Optometrists	3
Christian	ALL ZIPS	Family Practice	010	Physicians	4
Clark	ALL ZIPS	Nurse Practitioners	016	Nurse Practitioners	2
Clark	ALL ZIPS	Speech Therapists	024	Speech Therapists	1
Clark	ALL ZIPS	Therapeutic Pharmaceutical Agents	012	Optometrists	1
Clay	ALL ZIPS	Emergency Medicine	010	Physicians	2
Clay	ALL ZIPS	Family Practice	010	Physicians	3
Clay	ALL ZIPS	General Practice	010	Physicians	1
Clay	ALL ZIPS	Chiropractors	014	Chiropractors	1
Clay	ALL ZIPS	Nurse Practitioners	016	Nurse Practitioners	1
Clay	ALL ZIPS	Surgery General	010	Physicians	1
Clinton	ALL ZIPS	Cardiovascular Diseases	010	Physicians	1
Clinton	ALL ZIPS	Emergency Medicine	010	Physicians	1
Clinton	ALL ZIPS	Family Practice	010	Physicians	3
Clinton	ALL ZIPS	General Practice	010	Physicians	1
Clinton	ALL ZIPS	Internal Medicine	010	Physicians	1

Table B.2: Specialists/Non-IHC Participating Primary Care Providers

The number of Non-Primary Care Providers accepting PCCM patients, by specialty designation, by Licensed profession and by county, and, for counties with a population of 100,000 or greater, by geo zip code

Clinton	ALL ZIPS	Podiatrists	013	Podiatrists	1
Clinton	ALL ZIPS	Chiropractors	014	Chiropractors	1
Clinton	ALL ZIPS	Nurse Practitioners	016	Nurse Practitioners	4
Clinton	ALL ZIPS	Speech Therapists	024	Speech Therapists	1
Clinton	ALL ZIPS	Obstetric-Gynecology	010	Physicians	4
Clinton	ALL ZIPS	Surgery General	010	Physicians	2
Coles	ALL ZIPS	Affiliated with FQHC	010	Physicians	1
Coles	ALL ZIPS	Anesthesiology	010	Physicians	9
Coles	ALL ZIPS	Cardiology	010	Physicians	8
Coles	ALL ZIPS	Cardiovascular Diseases	010	Physicians	4
Coles	ALL ZIPS	Child Neurology	010	Physicians	1
Coles	ALL ZIPS	Child Psychiatry	010	Physicians	1
Coles	ALL ZIPS	Diagnostic Pharmaceutical Agents	012	Optometrists	1
Coles	ALL ZIPS	Emergency Medicine	010	Physicians	12
Coles	ALL ZIPS	Family Practice	010	Physicians	8
Coles	ALL ZIPS	Gastroenterology	010	Physicians	3
Coles	ALL ZIPS	General Dentistry	011	Dentists	2
Coles	ALL ZIPS	Gynecology	010	Physicians	1
Coles	ALL ZIPS	Internal Medicine	010	Physicians	10
Coles	ALL ZIPS	Physicians	010	Physicians	1
Coles	ALL ZIPS	Podiatrists	013	Podiatrists	2
Coles	ALL ZIPS	Chiropractors	014	Chiropractors	3
Coles	ALL ZIPS	Nurse Practitioners	016	Nurse Practitioners	10
Coles	ALL ZIPS	Physical Therapists	022	Physical Therapists	2
Coles	ALL ZIPS	Occupational Therapists	023	Occupational Therapists	1
Coles	ALL ZIPS	Speech Therapists	024	Speech Therapists	3
Coles	ALL ZIPS	Nephrology	010	Physicians	1
Coles	ALL ZIPS	Neurology	010	Physicians	2
Coles	ALL ZIPS	Neurology Surgery	010	Physicians	1
Coles	ALL ZIPS	Obstetric-Gynecology	010	Physicians	4
Coles	ALL ZIPS	Obstetrics	010	Physicians	1
Coles	ALL ZIPS	Oncology	010	Physicians	2
Coles	ALL ZIPS	Ophthalmology	010	Physicians	3
Coles	ALL ZIPS	Orthodontist	011	Dentists	1
Coles	ALL ZIPS	Orthopedic Surgery	010	Physicians	5
Coles	ALL ZIPS	Otolaryngology	010	Physicians	2
Coles	ALL ZIPS	Otorhinolaryngology	010	Physicians	2
Coles	ALL ZIPS	Pathology	010	Physicians	2
Coles	ALL ZIPS	Pediatrics	010	Physicians	3
Coles	ALL ZIPS	Physical Medicine/Rehabilitation	010	Physicians	1
Coles	ALL ZIPS	Psychiatry	010	Physicians	3
Coles	ALL ZIPS	Radiology	010	Physicians	3

Table B.2: Specialists/Non-IHC Participating Primary Care Providers

The number of Non-Primary Care Providers accepting PCCM patients, by specialty designation, by Licensed profession and by county, and, for counties with a population of 100,000 or greater, by geo zip code

Coles	ALL ZIPS	Radiology Diagnosis	010	Physicians	5
Coles	ALL ZIPS	Surgery General	010	Physicians	3
		Therapeutic Pharmaceutical Agents			5
Coles	ALL ZIPS	Agents	012	Optometrists	
Coles	ALL ZIPS	Traumatic Surgery	010	Physicians	1
Coles	ALL ZIPS	Unspecified	011	Dentists	1
Coles	ALL ZIPS	Urological Surgery	010	Physicians	2
Coles	ALL ZIPS	Urology	010	Physicians	1
Coles	ALL ZIPS	Vascular Surgery	010	Physicians	1
Cook	600	Allergy	010	Physicians	2
Cook	600	Admitting Privileges	010	Physicians	6
Cook	600	Adolescent-Medicine	010	Physicians	1
Cook	600	Allergy-Immunization	010	Physicians	5
Cook	600	Anesthesiology	010	Physicians	59
Cook	600	Cardiology	010	Physicians	22
Cook	600	Cardiovascular Diseases	010	Physicians	35
Cook	600	Child Neurology	010	Physicians	2
Cook	600	Child Psychiatry	010	Physicians	5
		Child/Adolescent Psychiatry Residency			1
Cook	600	Residency	016	Nurse Practitioners	
Cook	600	Clinical Pathology	010	Physicians	3
Cook	600	Dermatology	010	Physicians	19
Cook	600	Diabetics	010	Physicians	1
Cook	600	Diagnostic Pharmaceutical Agents	012	Optometrists	13
Cook	600	Emergency Medicine	010	Physicians	114
Cook	600	Endocrinology	010	Physicians	19
Cook	600	Family Practice	010	Physicians	48
Cook	600	Gastroenterology	010	Physicians	29
Cook	600	General Dentistry	011	Dentists	52
Cook	600	General Practice	010	Physicians	8
Cook	600	General Psychiatry Residency	016	Nurse Practitioners	2
Cook	600	Gynecology	010	Physicians	8
Cook	600	Hematology	010	Physicians	5
Cook	600	Infectious Diseases	010	Physicians	14
Cook	600	Internal Medicine	010	Physicians	159
Cook	600	Maternal and Fetal Medicine	010	Physicians	3
Cook	600	Physicians	010	Physicians	4
Cook	600	Optometrists	012	Optometrists	5
Cook	600	Podiatrists	013	Podiatrists	60
Cook	600	Chiropractors	014	Chiropractors	8
Cook	600	Nurse Practitioners	016	Nurse Practitioners	83
Cook	600	Physical Therapists	022	Physical Therapists	59
		Occupational Therapists		Occupational Therapists	29
Cook	600	Occupational Therapists	023	Therapists	

Table B.2: Specialists/Non-IHC Participating Primary Care Providers

The number of Non-Primary Care Providers accepting PCCM patients, by specialty designation, by Licensed profession and by county, and, for counties with a population of 100,000 or greater, by geo zip code

Cook	600	Speech Therapists	024	Speech Therapists	27
Cook	600	Audiologists	025	Audiologists	11
Cook	600	Neonatal-Perinatal Medicine	010	Physicians	13
Cook	600	Neonatology	010	Physicians	3
Cook	600	Nephrology	010	Physicians	14
Cook	600	Neurology	010	Physicians	39
Cook	600	Neurology Surgery	010	Physicians	13
Cook	600	Nuclear Medicine	010	Physicians	2
Cook	600	Obstetric-Gynecology	010	Physicians	101
Cook	600	Obstetrics	010	Physicians	2
Cook	600	Oncology	010	Physicians	19
Cook	600	Ophthalmology	010	Physicians	53
Cook	600	Oral Pathology	010	Physicians	1
Cook	600	Orthodontist	011	Dentists	3
Cook	600	Orthopedic Surgery	010	Physicians	70
Cook	600	Otolaryngology	010	Physicians	8
Cook	600	Otorhinolaryngology	010	Physicians	13
Cook	600	Pathology	010	Physicians	23
Cook	600	PD or FP refer arrangement	010	Physicians	2
Cook	600	Pediatric Cardiology	010	Physicians	3
Cook	600	Pediatric Endocrinology	010	Physicians	3
Cook	600	Pediatric Hematology Oncology	010	Physicians	2
Cook	600	Pediatric Surgery	010	Physicians	3
Cook	600	Pediatrics	010	Physicians	54
Cook	600	Pedodontics	010	Physicians	1
Cook	600	Physical Medicine/Rehabilitation	010	Physicians	21
Cook	600	Plastic Surgery	010	Physicians	7
Cook	600	Psychiatry	010	Physicians	43
Cook	600	Pulmonary Diseases	010	Physicians	18
Cook	600	Radiation Oncology	010	Physicians	12
Cook	600	Radiology	010	Physicians	33
Cook	600	Radiology Diagnosis	010	Physicians	47
Cook	600	Radiology Therapeutic	010	Physicians	3
Cook	600	Rheumatology	010	Physicians	10
Cook	600	Surgery General	010	Physicians	41
Cook	600	Surgery-Abdomen	010	Physicians	2
		Therapeutic Pharmaceutical Agents	012	Optometrists	18
Cook	600	Thoracic Surgery	010	Physicians	3
Cook	600	Traumatic Surgery	010	Physicians	1
Cook	600	Urological Surgery	010	Physicians	12
Cook	600	Urology	010	Physicians	14
Cook	600	Vascular Surgery	010	Physicians	7

Table B.2: Specialists/Non-IHC Participating Primary Care Providers

The number of Non-Primary Care Providers accepting PCCM patients, by specialty designation, by Licensed profession and by county, and, for counties with a population of 100,000 or greater, by geo zip code

Cook	601	Allergy	010	Physicians	2
Cook	601	Admitting Privileges	010	Physicians	3
Cook	601	Adolescent-Medicine	010	Physicians	1
Cook	601	Allergy-Immunization	010	Physicians	4
Cook	601	Anesthesiology	010	Physicians	57
Cook	601	Cardiology	010	Physicians	27
Cook	601	Cardiovascular Diseases	010	Physicians	17
Cook	601	Cardiovascular Surgery	010	Physicians	3
Cook	601	Child Neurology	010	Physicians	2
Cook	601	Child Psychiatry	010	Physicians	4
Cook	601	Dermatology	010	Physicians	7
Cook	601	Dermatopathology	010	Physicians	1
Cook	601	Diagnostic Pharmaceutical Agents	012	Optometrists	5
Cook	601	Emergency Medicine	010	Physicians	61
Cook	601	Endocrinology	010	Physicians	8
Cook	601	Family Practice	010	Physicians	34
Cook	601	Gastroenterology	010	Physicians	26
Cook	601	General Dentistry	011	Dentists	45
Cook	601	General Practice	010	Physicians	9
Cook	601	General Practice	011	Dentists	1
Cook	601	General Psychiatry Residency	016	Nurse Practitioners	6
Cook	601	Gynecology	010	Physicians	2
Cook	601	Hematology	010	Physicians	16
Cook	601	Infectious Diseases	010	Physicians	12
Cook	601	Internal Medicine	010	Physicians	96
Cook	601	Laryngology	010	Physicians	1
Cook	601	Maternal and Fetal Medicine	010	Physicians	1
Cook	601	Maxillofacial Surgery	011	Dentists	1
Cook	601	Physicians	010	Physicians	2
Cook	601	Optometrists	012	Optometrists	2
Cook	601	Podiatrists	013	Podiatrists	14
Cook	601	Chiropractors	014	Chiropractors	2
Cook	601	Nurse Practitioners	016	Nurse Practitioners	82
Cook	601	Physical Therapists	022	Physical Therapists	5
				Occupational	8
Cook	601	Occupational Therapists	023	Therapists	
Cook	601	Speech Therapists	024	Speech Therapists	14
Cook	601	Neonatal-Perinatal Medicine	010	Physicians	2
Cook	601	Neonatology	010	Physicians	3
Cook	601	Nephrology	010	Physicians	14
Cook	601	Neurology	010	Physicians	33
Cook	601	Neurology Surgery	010	Physicians	8
Cook	601	Nuclear Medicine	010	Physicians	1

Table B.2: Specialists/Non-IHC Participating Primary Care Providers

The number of Non-Primary Care Providers accepting PCCM patients, by specialty designation, by Licensed profession and by county, and, for counties with a population of 100,000 or greater, by geo zip code

Cook	601	Obstetric-Gynecology	010	Physicians	53
Cook	601	Obstetrics	010	Physicians	2
Cook	601	Oncology	010	Physicians	6
Cook	601	Ophthalmology	010	Physicians	26
Cook	601	Oral Surgery	011	Dentists	1
Cook	601	Orthopedic Surgery	010	Physicians	40
Cook	601	Otolaryngology	010	Physicians	9
Cook	601	Otorhinolaryngology	010	Physicians	9
Cook	601	Pathology	010	Physicians	30
Cook	601	Pediatric Allergies	010	Physicians	1
Cook	601	Pediatric Cardiology	010	Physicians	2
Cook	601	Pediatric Endocrinology	010	Physicians	1
Cook	601	Pediatric Hematology Oncology	010	Physicians	1
Cook	601	Pediatric Nephrology	010	Physicians	1
Cook	601	Pediatric Surgery	010	Physicians	4
Cook	601	Pediatrics	010	Physicians	52
Cook	601	Pedodontics	011	Dentists	1
Cook	601	Physical Medicine/Rehabilitation	010	Physicians	11
Cook	601	Plastic Surgery	010	Physicians	5
Cook	601	Psychiatry	010	Physicians	43
Cook	601	Pulmonary Diseases	010	Physicians	21
Cook	601	Radiation Oncology	010	Physicians	6
Cook	601	Radiology	010	Physicians	23
Cook	601	Radiology Diagnosis	010	Physicians	32
Cook	601	Radiology Therapeutic	010	Physicians	2
Cook	601	Rheumatology	010	Physicians	5
Cook	601	Surgery General	010	Physicians	34
Cook	601	Surgery Hand	010	Physicians	1
Cook	601	Surgery-Abdomen	010	Physicians	1
Cook	601	Therapeutic Pharmaceutical Agents	012	Optometrists	20
Cook	601	Thoracic Surgery	010	Physicians	2
Cook	601	Traumatic Surgery	010	Physicians	7
Cook	601	Urological Surgery	010	Physicians	10
Cook	601	Urology	010	Physicians	10
Cook	602	Allergy	010	Physicians	1
Cook	602	Admitting Privileges	010	Physicians	3
Cook	602	Allergy-Immunization	010	Physicians	3
Cook	602	Anesthesiology	010	Physicians	17
Cook	602	Cardiology	010	Physicians	8
Cook	602	Cardiovascular Diseases	010	Physicians	4
Cook	602	Child Neurology	010	Physicians	3
Cook	602	Dermatology	010	Physicians	1

Table B.2: Specialists/Non-IHC Participating Primary Care Providers

The number of Non-Primary Care Providers accepting PCCM patients, by specialty designation, by Licensed profession and by county, and, for counties with a population of 100,000 or greater, by geo zip code

Cook	602	Diagnostic Pharmaceutical Agents	012	Optometrists	1
Cook	602	Emergency Medicine	010	Physicians	38
Cook	602	Endocrinology	010	Physicians	1
Cook	602	Facial Plastic Surgery	010	Physicians	1
Cook	602	Family Practice	010	Physicians	1
Cook	602	Gastroenterology	010	Physicians	5
Cook	602	General Dentistry	011	Dentists	10
Cook	602	Hematology	010	Physicians	7
Cook	602	Internal Medicine	010	Physicians	70
Cook	602	Maternal and Fetal Medicine	010	Physicians	3
Cook	602	Physicians	010	Physicians	1
Cook	602	Podiatrists	013	Podiatrists	4
Cook	602	Nurse Practitioners	016	Nurse Practitioners	11
				Occupational	1
Cook	602	Occupational Therapists	023	Therapists	
Cook	602	Audiologists	025	Audiologists	1
Cook	602	Neonatal-Perinatal Medicine	010	Physicians	1
Cook	602	Neonatology	010	Physicians	8
Cook	602	Nephrology	010	Physicians	4
Cook	602	Neurology	010	Physicians	15
Cook	602	Neurology Surgery	010	Physicians	4
Cook	602	Nuclear Medicine	010	Physicians	1
Cook	602	Obstetric-Gynecology	010	Physicians	25
Cook	602	Obstetrics	010	Physicians	2
Cook	602	Oncology	010	Physicians	8
Cook	602	Ophthalmology	010	Physicians	8
Cook	602	Orthopedic Surgery	010	Physicians	11
Cook	602	Otolaryngology	010	Physicians	4
Cook	602	Otorhinolaryngology	010	Physicians	2
Cook	602	Pathology	010	Physicians	23
Cook	602	Pediatrics	010	Physicians	16
Cook	602	Pedodontics	010	Physicians	2
Cook	602	Physical Medicine/Rehabilitation	010	Physicians	3
Cook	602	Plastic Surgery	010	Physicians	1
Cook	602	Psychiatry	010	Physicians	13
Cook	602	Pulmonary Diseases	010	Physicians	4
Cook	602	Radiation Oncology	010	Physicians	2
Cook	602	Radiology	010	Physicians	12
Cook	602	Radiology Diagnosis	010	Physicians	27
Cook	602	Radiology Therapeutic	010	Physicians	2
Cook	602	Rheumatology	010	Physicians	6
Cook	602	Surgery General	010	Physicians	11
Cook	602	Therapeutic Pharmaceutical	012	Optometrists	3

Table B.2: Specialists/Non-IHC Participating Primary Care Providers

The number of Non-Primary Care Providers accepting PCCM patients, by specialty designation, by Licensed profession and by county, and, for counties with a population of 100,000 or greater, by geo zip code

County	Geo Zip Code	Specialty	Licensed Profession	Number of Providers
		Agents		
Cook	602	Thoracic Surgery	010	Physicians 1
Cook	602	Urological Surgery	010	Physicians 4
Cook	602	Urology	010	Physicians 2
Cook	603	Admitting Privileges	010	Physicians 1
Cook	603	Allergy-Immunization	010	Physicians 1
Cook	603	Anesthesiology	010	Physicians 7
Cook	603	Cardiology	010	Physicians 1
Cook	603	Cardiovascular Diseases	010	Physicians 4
Cook	603	Diagnostic Pharmaceutical Agents	010	Physicians 1
Cook	603	Emergency Medicine	010	Physicians 22
Cook	603	Endocrinology	010	Physicians 4
Cook	603	Family Practice	010	Physicians 17
Cook	603	General Dentistry	011	Dentists 7
Cook	603	Infectious Diseases	010	Physicians 4
Cook	603	Internal Medicine	010	Physicians 22
Cook	603	Podiatrists	013	Podiatrists 5
Cook	603	Chiropractors	014	Chiropractors 1
Cook	603	Nurse Practitioners	016	Nurse Practitioners 24
Cook	603	Physical Therapists	022	Physical Therapists 4
				Occupational 5
Cook	603	Occupational Therapists	023	Therapists 7
Cook	603	Speech Therapists	024	Speech Therapists 1
Cook	603	Audiologists	025	Audiologists 6
Cook	603	Nephrology	010	Physicians 2
Cook	603	Neurology	010	Physicians 6
Cook	603	Obstetric-Gynecology	010	Physicians 4
Cook	603	Ophthalmology	010	Physicians 4
Cook	603	Orthopedic Surgery	010	Physicians 3
Cook	603	Pathology	010	Physicians 4
Cook	603	Pediatrics	010	Physicians 2
Cook	603	Physical Medicine/Rehabilitation	010	Physicians 4
Cook	603	Psychiatry	010	Physicians 2
Cook	603	Pulmonary Diseases	010	Physicians 1
Cook	603	Radiation Oncology	010	Physicians 6
Cook	603	Radiology	010	Physicians 26
Cook	603	Radiology Diagnosis	010	Physicians 2
Cook	603	Rheumatology	010	Physicians 5
Cook	603	Surgery General	010	Physicians 2
		Therapeutic Pharmaceutical Agents	012	Optometrists 2
Cook	603	Urological Surgery	010	Physicians 2
Cook	603	Urology	010	Physicians 1

Table B.2: Specialists/Non-IHC Participating Primary Care Providers

The number of Non-Primary Care Providers accepting PCCM patients, by specialty designation, by Licensed profession and by county, and, for counties with a population of 100,000 or greater, by geo zip code

Cook	604	Allergy	010	Physicians	1
Cook	604	Admitting Privileges	010	Physicians	2
Cook	604	Allergy-Immunization	010	Physicians	2
Cook	604	Anesthesiology	010	Physicians	57
Cook	604	Breast Cancer Screening	010	Physicians	1
Cook	604	Cardiology	010	Physicians	20
Cook	604	Cardiovascular Diseases	010	Physicians	60
Cook	604	Cardiovascular Surgery	010	Physicians	15
Cook	604	Child Neurology	010	Physicians	1
Cook	604	Child Psychiatry	010	Physicians	1
Cook	604	Clinical Pathology	010	Physicians	1
Cook	604	Delivery Privileges	016	Nurse Practitioners	1
Cook	604	Dermatology	010	Physicians	7
Cook	604	Dermatopathology	010	Physicians	1
Cook	604	Diabetics	010	Physicians	1
Cook	604	Diagnostic Pharmaceutical Agents	012	Optometrists	14
Cook	604	Emergency Medicine	010	Physicians	116
Cook	604	Endocrinology	010	Physicians	7
Cook	604	Family Practice	010	Physicians	62
Cook	604	Gastroenterology	010	Physicians	25
Cook	604	General Dentistry	011	Dentists	95
Cook	604	General Practice	010	Physicians	11
Cook	604	General Psychiatry Residency	016	Nurse Practitioners	2
Cook	604	Geriatrics	010	Physicians	2
Cook	604	Gynecology	010	Physicians	1
Cook	604	Hematology	010	Physicians	9
Cook	604	Infectious Diseases	010	Physicians	16
Cook	604	Internal Medicine	010	Physicians	175
Cook	604	Physicians	010	Physicians	1
Cook	604	Optometrists	012	Optometrists	2
Cook	604	Podiatrists	013	Podiatrists	31
Cook	604	Chiropractors	014	Chiropractors	2
Cook	604	Nurse Practitioners	016	Nurse Practitioners	118
Cook	604	Physical Therapists	022	Physical Therapists	21
				Occupational	15
Cook	604	Occupational Therapists	023	Therapists	
Cook	604	Speech Therapists	024	Speech Therapists	36
Cook	604	Audiologists	025	Audiologists	9
Cook	604	Neonatal-Perinatal Medicine	010	Physicians	2
Cook	604	Neonatology	010	Physicians	4
Cook	604	Nephrology	010	Physicians	14
Cook	604	Neurology	010	Physicians	28
Cook	604	Neurology Surgery	010	Physicians	4

Table B.2: Specialists/Non-IHC Participating Primary Care Providers

The number of Non-Primary Care Providers accepting PCCM patients, by specialty designation, by Licensed profession and by county, and, for counties with a population of 100,000 or greater, by geo zip code

Cook	604	Nuclear Medicine	010	Physicians	1
Cook	604	Obstetric-Gynecology	010	Physicians	81
Cook	604	Obstetrics	010	Physicians	1
Cook	604	Oncology	010	Physicians	6
Cook	604	Ophthalmology	010	Physicians	62
Cook	604	Oral Surgery	011	Dentists	1
Cook	604	Orthodontist	011	Dentists	1
Cook	604	Orthopedic Surgery	010	Physicians	62
Cook	604	Otolaryngology	010	Physicians	5
Cook	604	Otorhinolaryngology	010	Physicians	10
Cook	604	Palliative Care	010	Physicians	1
Cook	604	Pathology	010	Physicians	20
Cook	604	Pediatric Cardiology	010	Physicians	9
Cook	604	Pediatric Endocrinology	010	Physicians	2
Cook	604	Pediatric Pulmonary	010	Physicians	3
Cook	604	Pediatric Surgery	010	Physicians	3
Cook	604	Pediatrics	010	Physicians	46
Cook	604	Pedodontics	010	Physicians	1
Cook	604	Physical Medicine/Rehabilitation	010	Physicians	15
Cook	604	Plastic Surgery	010	Physicians	6
Cook	604	Psychiatry	010	Physicians	37
Cook	604	Pulmonary Diseases	010	Physicians	22
Cook	604	Radiation Oncology	010	Physicians	9
Cook	604	Radiology	010	Physicians	32
Cook	604	Radiology Diagnosis	010	Physicians	70
Cook	604	Radiology Therapeutic	010	Physicians	4
Cook	604	Rheumatology	010	Physicians	5
Cook	604	Surgery General	010	Physicians	38
Cook	604	Surgery Hand	010	Physicians	2
Cook	604	Surgery-Abdomen	010	Physicians	1
Cook	604	Therapeutic Pharmaceutical Agents	012	Optometrists	39
Cook	604	Thoracic Surgery	010	Physicians	7
Cook	604	Traumatic Surgery	010	Physicians	3
Cook	604	Urological Surgery	010	Physicians	13
Cook	604	Urology	010	Physicians	11
Cook	604	Vascular Surgery	010	Physicians	4
Cook	605	Anesthesiology	010	Physicians	4
Cook	605	Cardiovascular Diseases	010	Physicians	1
Cook	605	Dermatology	010	Physicians	1
Cook	605	Diagnostic Pharmaceutical Agents	012	Optometrists	3
Cook	605	Endocrinology	010	Physicians	3
Cook	605	Family Practice	010	Physicians	12

Table B.2: Specialists/Non-IHC Participating Primary Care Providers

The number of Non-Primary Care Providers accepting PCCM patients, by specialty designation, by Licensed profession and by county, and, for counties with a population of 100,000 or greater, by geo zip code

Cook	605	Gastroenterology	010	Physicians	2
Cook	605	General Dentistry	011	Dentists	10
Cook	605	General Practice	010	Physicians	2
Cook	605	General Psychiatry Residency	016	Nurse Practitioners	1
Cook	605	Geriatrics	010	Physicians	1
Cook	605	Hematology	010	Physicians	2
Cook	605	Internal Medicine	010	Physicians	12
Cook	605	Dentists	011	Dentists	1
Cook	605	Podiatrists	013	Podiatrists	7
Cook	605	Nurse Practitioners	016	Nurse Practitioners	8
Cook	605	Physical Therapists	022	Physical Therapists	5
				Occupational	10
Cook	605	Occupational Therapists	023	Therapists	
Cook	605	Speech Therapists	024	Speech Therapists	7
Cook	605	Nephrology	010	Physicians	2
Cook	605	Obstetric-Gynecology	010	Physicians	11
Cook	605	Obstetrics	010	Physicians	1
Cook	605	Oncology	010	Physicians	2
Cook	605	Ophthalmology	010	Physicians	6
Cook	605	Orthopedic Surgery	010	Physicians	4
Cook	605	Other Specialty	011	Dentists	1
Cook	605	Pediatrics	010	Physicians	5
Cook	605	Physical Medicine/Rehabilitation	010	Physicians	1
Cook	605	Psychiatry	010	Physicians	2
Cook	605	Radiology	010	Physicians	4
Cook	605	Radiology Diagnosis	010	Physicians	2
Cook	605	Rheumatology	010	Physicians	1
Cook	605	Surgery General	010	Physicians	4
Cook	605	Surgery Hand	010	Physicians	1
		Therapeutic Pharmaceutical			7
Cook	605	Agents	012	Optometrists	
Cook	605	Urological Surgery	010	Physicians	1
Cook	605	Urology	010	Physicians	5
Cook	606	Allergy	010	Physicians	11
Cook	606	Admitting Privileges	010	Physicians	10
Cook	606	Aerospace- Medicine	010	Physicians	1
Cook	606	Allergy-Immunization	010	Physicians	17
Cook	606	Anesthesiology	010	Physicians	316
Cook	606	Bloodbanking	010	Physicians	3
Cook	606	Breast Cancer Screening	010	Physicians	1
Cook	606	Bronco-Esophagus	010	Physicians	1
Cook	606	Cardiac Electrophysiology	010	Physicians	1
Cook	606	Cardiology	010	Physicians	77

Table B.2: Specialists/Non-IHC Participating Primary Care Providers

The number of Non-Primary Care Providers accepting PCCM patients, by specialty designation, by Licensed profession and by county, and, for counties with a population of 100,000 or greater, by geo zip code

Cook	606	Cardiovascular Diseases	010	Physicians	84
Cook	606	Cardiovascular Surgery	010	Physicians	15
Cook	606	Child Neurology	010	Physicians	5
Cook	606	Child Psychiatry	010	Physicians	18
Cook	606	Clinical Pathology	010	Physicians	7
Cook	606	Clinical Pharmacology	010	Physicians	1
Cook	606	Colon - Rectal Surgery	010	Physicians	9
Cook	606	Delivery Privileged by referral	016	Nurse Practitioners	1
Cook	606	Delivery Privileges	010	Physicians	2
Cook	606	Dermatology	010	Physicians	75
Cook	606	Dermatopathology	010	Physicians	1
Cook	606	Diagnostic Pharmaceutical Agents	012	Optometrists	54
Cook	606	Emergency Medicine	010	Physicians	381
Cook	606	Endocrinology	010	Physicians	44
Cook	606	Facial Plastic Surgery	010	Physicians	1
Cook	606	Family Practice	010	Physicians	283
Cook	606	Gastroenterology	010	Physicians	76
Cook	606	General Dentistry	010	Physicians	1
Cook	606	General Dentistry	011	Dentists	376
Cook	606	General Practice	010	Physicians	35
Cook	606	General Practice	011	Dentists	5
Cook	606	General Psychiatry Residency	016	Nurse Practitioners	11
Cook	606	Geriatrics	010	Physicians	4
Cook	606	Gynecology	010	Physicians	12
Cook	606	Hematology	010	Physicians	48
Cook	606	Immunology	010	Physicians	1
Cook	606	Infectious Diseases	010	Physicians	51
Cook	606	Internal Medicine	010	Physicians	693
Cook	606	Interventional Radiology	010	Physicians	3
Cook	606	Maternal and Fetal Medicine	010	Physicians	7
Cook	606	Maxillofacial Surgery	011	Dentists	2
Cook	606	Medical Oncology	010	Physicians	1
Cook	606	Physicians	010	Physicians	5
Cook	606	Dentists	011	Dentists	1
Cook	606	Optometrists	012	Optometrists	9
Cook	606	Podiatrists	013	Podiatrists	119
Cook	606	Chiropractors	014	Chiropractors	5
Cook	606	Nurse Practitioners	016	Nurse Practitioners	589
Cook	606	Physical Therapists	022	Physical Therapists	78
		Occupational		Occupational	68
Cook	606	Occupational Therapists	023	Therapists	
Cook	606	Speech Therapists	024	Speech Therapists	117
Cook	606	Audiologists	025	Audiologists	23

Table B.2: Specialists/Non-IHC Participating Primary Care Providers

The number of Non-Primary Care Providers accepting PCCM patients, by specialty designation, by Licensed profession and by county, and, for counties with a population of 100,000 or greater, by geo zip code

Cook	606	Neonatal-Perinatal Medicine	010	Physicians	14
Cook	606	Neonatology	010	Physicians	28
Cook	606	Nephrology	010	Physicians	61
Cook	606	Neurology	010	Physicians	148
Cook	606	Neurology Surgery	010	Physicians	47
Cook	606	Neuropathology	010	Physicians	1
Cook	606	Nuclear Medicine	010	Physicians	7
Cook	606	Obstetric-Gynecology	010	Physicians	302
Cook	606	Obstetrics	010	Physicians	10
Cook	606	Occupational Medicine	010	Physicians	3
Cook	606	Oncology	010	Physicians	46
Cook	606	Ophthalmology	010	Physicians	175
Cook	606	Oral Surgery	011	Dentists	4
Cook	606	Orthodontist	011	Dentists	9
Cook	606	Orthopedic Surgery	010	Physicians	125
Cook	606	Other Specialty	010	Physicians	1
Cook	606	Otolaryngology	010	Physicians	29
Cook	606	Otology	010	Physicians	2
Cook	606	Otorhinolaryngology	010	Physicians	37
Cook	606	Pain Medicine	010	Physicians	1
Cook	606	Pathology	010	Physicians	124
Cook	606	Pediatric Cardiology	010	Physicians	20
Cook	606	Pediatric Endocrinology	010	Physicians	5
Cook	606	Pediatric Hematology Oncology	010	Physicians	6
Cook	606	Pediatric Nephrology	010	Physicians	3
Cook	606	Pediatric Pulmonary	010	Physicians	3
Cook	606	Pediatric Radiology	010	Physicians	2
Cook	606	Pediatric Surgery	010	Physicians	14
Cook	606	Pediatrics	010	Physicians	508
Cook	606	Pedodontics	010	Physicians	9
Cook	606	Pedodontics	011	Dentists	2
Cook	606	Periodontists	011	Dentists	1
Cook	606	Physical Medicine/Rehabilitation	010	Physicians	82
Cook	606	Plastic Surgery	010	Physicians	22
Cook	606	Psychiatry	010	Physicians	167
Cook	606	Psychoanalysis	010	Physicians	1
Cook	606	Pulmonary Diseases	010	Physicians	60
Cook	606	Radiation Oncology	010	Physicians	15
Cook	606	Radiology	010	Physicians	73
Cook	606	Radiology Diagnosis	010	Physicians	216
Cook	606	Radiology Therapeutic	010	Physicians	12
Cook	606	Reproductive Endocrinology	010	Physicians	2
Cook	606	Rheumatology	010	Physicians	33

Table B.2: Specialists/Non-IHC Participating Primary Care Providers

The number of Non-Primary Care Providers accepting PCCM patients, by specialty designation, by Licensed profession and by county, and, for counties with a population of 100,000 or greater, by geo zip code

Cook	606	Rhinology	010	Physicians	1
Cook	606	Sports Medicine	010	Physicians	1
Cook	606	Surgery General	010	Physicians	137
Cook	606	Surgery Hand	010	Physicians	9
Cook	606	Surgery Head/Neck	010	Physicians	1
Cook	606	Surgery-Abdomen	010	Physicians	3
		Therapeutic Pharmaceutical Agents			148
Cook	606	Agents	012	Optometrists	
Cook	606	Thoracic Surgery	010	Physicians	13
Cook	606	Traumatic Surgery	010	Physicians	13
Cook	606	Unspecified	010	Physicians	1
Cook	606	Urological Surgery	010	Physicians	19
Cook	606	Urology	010	Physicians	35
Cook	606	Vascular Surgery	010	Physicians	13
Cook	607	Admitting Privileges	010	Physicians	1
Cook	607	Anesthesiology	010	Physicians	9
Cook	607	Cardiovascular Diseases	010	Physicians	1
Cook	607	Colon - Rectal Surgery	010	Physicians	1
Cook	607	Dermatology	010	Physicians	2
Cook	607	Diagnostic Pharmaceutical Agents	012	Optometrists	2
Cook	607	Emergency Medicine	010	Physicians	2
Cook	607	Family Practice	010	Physicians	11
Cook	607	Gastroenterology	010	Physicians	4
Cook	607	General Dentistry	011	Dentists	19
Cook	607	General Practice	011	Dentists	1
Cook	607	Hematology	010	Physicians	3
Cook	607	Infectious Diseases	010	Physicians	4
Cook	607	Internal Medicine	010	Physicians	18
Cook	607	Optometrists	012	Optometrists	1
Cook	607	Podiatrists	013	Podiatrists	3
Cook	607	Nurse Practitioners	016	Nurse Practitioners	7
Cook	607	Physical Therapists	022	Physical Therapists	3
		Occupational Therapists		Occupational Therapists	2
Cook	607	Occupational Therapists	023	Therapists	
Cook	607	Speech Therapists	024	Speech Therapists	9
Cook	607	Audiologists	025	Audiologists	2
Cook	607	Obstetric-Gynecology	010	Physicians	3
Cook	607	Oncology	010	Physicians	2
Cook	607	Ophthalmology	010	Physicians	7
Cook	607	Otolaryngology	010	Physicians	3
Cook	607	Otorhinolaryngology	010	Physicians	5
Cook	607	Pathology	010	Physicians	1
Cook	607	Psychiatry	010	Physicians	2

Table B.2: Specialists/Non-IHC Participating Primary Care Providers

The number of Non-Primary Care Providers accepting PCCM patients, by specialty designation, by Licensed profession and by county, and, for counties with a population of 100,000 or greater, by geo zip code

Cook	607	Pulmonary Diseases	010	Physicians	1
Cook	607	Radiation Oncology	010	Physicians	1
Cook	607	Radiology	010	Physicians	1
Cook	607	Radiology Diagnosis	010	Physicians	1
Cook	607	Surgery General	010	Physicians	8
		Therapeutic Pharmaceutical			11
		Agents	012	Optometrists	
Cook	607	Traumatic Surgery	010	Physicians	1
Cook	607	Urology	010	Physicians	4
Cook	607	Vascular Surgery	010	Physicians	2
Cook	608	Anesthesiology	010	Physicians	1
Cook	608	Cardiology	010	Physicians	1
Cook	608	Cardiovascular Diseases	010	Physicians	4
Cook	608	Emergency Medicine	010	Physicians	10
Cook	608	Endocrinology	010	Physicians	2
Cook	608	Family Practice	010	Physicians	5
Cook	608	General Dentistry	011	Dentists	23
Cook	608	Hematology	010	Physicians	2
Cook	608	Internal Medicine	010	Physicians	21
Cook	608	Physicians	010	Physicians	1
Cook	608	Podiatrists	013	Podiatrists	3
Cook	608	Nurse Practitioners	016	Nurse Practitioners	5
Cook	608	Physical Therapists	022	Physical Therapists	2
		Occupational		Occupational	1
		Therapists	023	Therapists	
Cook	608	Speech Therapists	024	Speech Therapists	3
Cook	608	Audiologists	025	Audiologists	1
Cook	608	Nephrology	010	Physicians	19
Cook	608	Neurology Surgery	010	Physicians	1
Cook	608	Obstetric-Gynecology	010	Physicians	20
Cook	608	Oncology	010	Physicians	1
Cook	608	Orthopedic Surgery	010	Physicians	3
Cook	608	Pathology	010	Physicians	3
Cook	608	Pediatrics	010	Physicians	9
Cook	608	Psychiatry	010	Physicians	4
Cook	608	Pulmonary Diseases	010	Physicians	2
Cook	608	Radiation Oncology	010	Physicians	1
Cook	608	Radiology	010	Physicians	3
Cook	608	Radiology Diagnosis	010	Physicians	5
Cook	608	Radiology Therapeutic	010	Physicians	1
Cook	608	Surgery General	010	Physicians	7
		Therapeutic Pharmaceutical			3
		Agents	012	Optometrists	
Cook	608	Urological Surgery	010	Physicians	4

Table B.2: Specialists/Non-IHC Participating Primary Care Providers

The number of Non-Primary Care Providers accepting PCCM patients, by specialty designation, by Licensed profession and by county, and, for counties with a population of 100,000 or greater, by geo zip code

Cook	608	Urology	010	Physicians	1
Cook	608	Vascular Surgery	010	Physicians	1
Cook	616	Diagnostic Pharmaceutical Agents	012	Optometrists	1
Cook	622	Pulmonary Diseases	010	Physicians	1
Crawford	ALL ZIPS	Emergency Medicine	010	Physicians	3
Crawford	ALL ZIPS	Family Practice	010	Physicians	5
Crawford	ALL ZIPS	Internal Medicine	010	Physicians	2
Crawford	ALL ZIPS	Podiatrists	013	Podiatrists	1
Crawford	ALL ZIPS	Nurse Practitioners	016	Nurse Practitioners	4
Crawford	ALL ZIPS	Speech Therapists	024	Speech Therapists	1
Crawford	ALL ZIPS	Obstetric-Gynecology	010	Physicians	2
Crawford	ALL ZIPS	Oral Surgery	011	Dentists	1
Crawford	ALL ZIPS	Orthopedic Surgery	010	Physicians	1
Crawford	ALL ZIPS	Therapeutic Pharmaceutical Agents	012	Optometrists	2
De Witt	ALL ZIPS	Emergency Medicine	010	Physicians	1
De Witt	ALL ZIPS	General Dentistry	011	Dentists	1
De Witt	ALL ZIPS	General Practice	010	Physicians	1
De Witt	ALL ZIPS	Internal Medicine	010	Physicians	1
De Witt	ALL ZIPS	Nurse Practitioners	016	Nurse Practitioners	4
De Witt	ALL ZIPS	Pediatrics	010	Physicians	1
Dekalb	601	Anesthesiology	010	Physicians	9
Dekalb	601	Cardiology	010	Physicians	4
Dekalb	601	Cardiovascular Diseases	010	Physicians	7
Dekalb	601	Cardiovascular Surgery	010	Physicians	1
Dekalb	601	Child Psychiatry	010	Physicians	1
Dekalb	601	Dermatology	010	Physicians	1
Dekalb	601	Diagnostic Pharmaceutical Agents	012	Optometrists	6
Dekalb	601	Emergency Medicine	010	Physicians	4
Dekalb	601	Family Practice	010	Physicians	3
Dekalb	601	Gastroenterology	010	Physicians	1
Dekalb	601	General Dentistry	011	Dentists	3
Dekalb	601	General Psychiatry Residency	016	Nurse Practitioners	1
Dekalb	601	Internal Medicine	010	Physicians	14
Dekalb	601	Podiatrists	013	Podiatrists	3
Dekalb	601	Chiropractors	014	Chiropractors	3
Dekalb	601	Nurse Practitioners	016	Nurse Practitioners	32
Dekalb	601	Physical Therapists	022	Physical Therapists	14
Dekalb	601	Occupational Therapists	023	Occupational Therapists	5
Dekalb	601	Speech Therapists	024	Speech Therapists	11
Dekalb	601	Audiologists	025	Audiologists	5
Dekalb	601	Obstetric-Gynecology	010	Physicians	9

Table B.2: Specialists/Non-IHC Participating Primary Care Providers

The number of Non-Primary Care Providers accepting PCCM patients, by speciality designation, by Licensed profession and by county, and, for counties with a population of 100,000 or greater, by geo zip code

Dekalb	601	Oncology	010	Physicians	1
Dekalb	601	Ophthalmology	010	Physicians	5
Dekalb	601	Orthopedic Surgery	010	Physicians	9
Dekalb	601	Otolaryngology	010	Physicians	1
Dekalb	601	Otorhinolaryngology	010	Physicians	1
Dekalb	601	Pediatrics	010	Physicians	5
Dekalb	601	Physical Medicine/Rehabilitation	010	Physicians	3
Dekalb	601	Plastic Surgery	010	Physicians	1
Dekalb	601	Psychiatry	010	Physicians	7
Dekalb	601	Pulmonary Diseases	010	Physicians	1
Dekalb	601	Radiation Oncology	010	Physicians	1
Dekalb	601	Radiology Diagnosis	010	Physicians	5
Dekalb	601	Rheumatology	010	Physicians	1
Dekalb	601	Surgery General	010	Physicians	5
Dekalb	601	Therapeutic Pharmaceutical Agents	012	Optometrists	5
Dekalb	601	Urological Surgery	010	Physicians	1
Dekalb	601	Urology	010	Physicians	1
Dekalb	605	Emergency Medicine	010	Physicians	2
Dekalb	605	Family Practice	010	Physicians	3
Dekalb	605	General Practice	010	Physicians	1
Dekalb	605	Internal Medicine	010	Physicians	2
Dekalb	605	Podiatrists	013	Podiatrists	1
Dekalb	605	Physical Therapists	022	Physical Therapists	3
Dekalb	605	Obstetrics-Gynecology	010	Physicians	3
Dekalb	605	Pathology	010	Physicians	1
Dekalb	605	Radiology	010	Physicians	1
Dekalb	605	Surgery General	010	Physicians	2
Dekalb	605	Therapeutic Pharmaceutical Agents	012	Optometrists	1
Dekalb	605	Urology	010	Physicians	1
Douglas	ALL ZIPS	Family Practice	010	Physicians	4
Douglas	ALL ZIPS	General Dentistry	011	Dentists	5
Douglas	ALL ZIPS	Chiropractors	014	Chiropractors	2
Douglas	ALL ZIPS	Nurse Practitioners	016	Nurse Practitioners	1
Douglas	ALL ZIPS	Therapeutic Pharmaceutical Agents	012	Optometrists	1
DuPage	600	Internal Medicine	010	Physicians	1
DuPage	601	Allergy-Immunization	010	Physicians	8
DuPage	601	Anesthesiology	010	Physicians	55
DuPage	601	Cardiology	010	Physicians	10
DuPage	601	Cardiovascular Diseases	010	Physicians	25
DuPage	601	Cardiovascular Surgery	010	Physicians	2
DuPage	601	Child Neurology	010	Physicians	2

Table B.2: Specialists/Non-IHC Participating Primary Care Providers

The number of Non-Primary Care Providers accepting PCCM patients, by specialty designation, by Licensed profession and by county, and, for counties with a population of 100,000 or greater, by geo zip code

DuPage	601	Child Psychiatry	010	Physicians	3
DuPage	601	Dermatology	010	Physicians	9
DuPage	601	Dermatopathology	010	Physicians	1
DuPage	601	Diagnostic Pharmaceutical Agents	012	Optometrists	12
DuPage	601	Emergency Medicine	010	Physicians	40
DuPage	601	Endocrinology	010	Physicians	7
DuPage	601	Family Practice	010	Physicians	62
DuPage	601	Gastroenterology	010	Physicians	14
DuPage	601	General Dentistry	011	Dentists	40
DuPage	601	General Practice	010	Physicians	2
DuPage	601	General Practice	011	Dentists	1
DuPage	601	Geriatrics	010	Physicians	1
DuPage	601	Gynecology	010	Physicians	1
DuPage	601	Hematology	010	Physicians	3
DuPage	601	Infectious Diseases	010	Physicians	3
DuPage	601	Internal Medicine	010	Physicians	99
DuPage	601	Maternal and Fetal Medicine	010	Physicians	1
DuPage	601	Maxillofacial Surgery	011	Dentists	1
DuPage	601	Physicians	010	Physicians	1
DuPage	601	Dentists	011	Dentists	1
DuPage	601	Optometrists	012	Optometrists	2
DuPage	601	Podiatrists	013	Podiatrists	14
DuPage	601	Chiropractors	014	Chiropractors	8
DuPage	601	Nurse Practitioners	016	Nurse Practitioners	72
DuPage	601	Physical Therapists	022	Physical Therapists	19
				Occupational	8
DuPage	601	Occupational Therapists	023	Therapists	
DuPage	601	Speech Therapists	024	Speech Therapists	18
DuPage	601	Audiologists	025	Audiologists	10
DuPage	601	Nephrology	010	Physicians	3
DuPage	601	Neurology	010	Physicians	17
DuPage	601	Neurology Surgery	010	Physicians	5
DuPage	601	Obstetric-Gynecology	010	Physicians	51
DuPage	601	Obstetrics	010	Physicians	2
DuPage	601	Oncology	010	Physicians	1
DuPage	601	Ophthalmology	010	Physicians	31
DuPage	601	Orthopedic Surgery	010	Physicians	25
DuPage	601	Otorhinolaryngology	010	Physicians	17
DuPage	601	Pathology	010	Physicians	18
DuPage	601	Pediatric Hematology Oncology	010	Physicians	1
DuPage	601	Pediatrics	010	Physicians	14
DuPage	601	Physical Medicine/Rehabilitation	010	Physicians	23
DuPage	601	Plastic Surgery	010	Physicians	4

Table B.2: Specialists/Non-IHC Participating Primary Care Providers

The number of Non-Primary Care Providers accepting PCCM patients, by specialty designation, by Licensed profession and by county, and, for counties with a population of 100,000 or greater, by geo zip code

DuPage	601	Psychiatry	010	Physicians	30
DuPage	601	Pulmonary Diseases	010	Physicians	12
DuPage	601	Radiation Oncology	010	Physicians	3
DuPage	601	Radiology	010	Physicians	5
DuPage	601	Radiology Diagnosis	010	Physicians	40
DuPage	601	Rheumatology	010	Physicians	7
DuPage	601	Surgery General	010	Physicians	22
DuPage	601	Surgery Hand	010	Physicians	2
		Therapeutic Pharmaceutical Agents			17
DuPage	601	Agents	012	Optometrists	
DuPage	601	Thoracic Surgery	010	Physicians	4
DuPage	601	Traumatic Surgery	010	Physicians	1
DuPage	601	Urological Surgery	010	Physicians	5
DuPage	601	Urology	010	Physicians	13
DuPage	601	Vascular Surgery	010	Physicians	3
DuPage	602	Hematology	010	Physicians	1
DuPage	604	Emergency Medicine	010	Physicians	1
DuPage	604	Gastroenterology	010	Physicians	1
DuPage	604	Podiatrists	013	Podiatrists	2
				Occupational Therapists	1
DuPage	604	Occupational Therapists	023	Therapists	
DuPage	604	Speech Therapists	024	Speech Therapists	1
DuPage	604	Oncology	010	Physicians	1
DuPage	604	Ophthalmology	010	Physicians	1
DuPage	604	Orthopedic Surgery	010	Physicians	3
DuPage	604	Otorhinolaryngology	010	Physicians	1
DuPage	604	Physical Medicine/Rehabilitation	010	Physicians	1
DuPage	604	Psychiatry	010	Physicians	1
DuPage	605	Allergy	010	Physicians	1
DuPage	605	Addiction Medicine	010	Physicians	1
DuPage	605	Admitting Privileges	010	Physicians	9
DuPage	605	Allergy-Immunization	010	Physicians	5
DuPage	605	Anesthesiology	010	Physicians	95
DuPage	605	Cardiology	010	Physicians	25
DuPage	605	Cardiovascular Diseases	010	Physicians	49
DuPage	605	Cardiovascular Surgery	010	Physicians	9
DuPage	605	Child Neurology	010	Physicians	4
DuPage	605	Child Psychiatry	010	Physicians	6
		Child/Adolescent Psychiatry Residency			1
DuPage	605	Residency	016	Nurse Practitioners	
DuPage	605	Clinical Pathology	010	Physicians	6
DuPage	605	Colon - Rectal Surgery	010	Physicians	1
DuPage	605	Dermatology	010	Physicians	20
DuPage	605	Dermatopathology	010	Physicians	2

Table B.2: Specialists/Non-IHC Participating Primary Care Providers

The number of Non-Primary Care Providers accepting PCCM patients, by specialty designation, by Licensed profession and by county, and, for counties with a population of 100,000 or greater, by geo zip code

DuPage	605	Diagnostic Pharmaceutical Agents	012	Optometrists	12
DuPage	605	Emergency Medicine	010	Physicians	214
DuPage	605	Endocrinology	010	Physicians	12
DuPage	605	Family Practice	010	Physicians	61
DuPage	605	Gastroenterology	010	Physicians	41
DuPage	605	General Dentistry	011	Dentists	27
DuPage	605	General Practice	010	Physicians	9
DuPage	605	General Psychiatry Residency	016	Nurse Practitioners	5
DuPage	605	Geriatrics	010	Physicians	3
DuPage	605	Gynecology	010	Physicians	2
DuPage	605	Hematology	010	Physicians	28
DuPage	605	Infectious Diseases	010	Physicians	20
DuPage	605	Internal Medicine	010	Physicians	195
DuPage	605	Maternal and Fetal Medicine	010	Physicians	5
DuPage	605	Physicians	010	Physicians	3
DuPage	605	Optometrists	012	Optometrists	3
DuPage	605	Podiatrists	013	Podiatrists	12
DuPage	605	Chiropractors	014	Chiropractors	7
DuPage	605	Nurse Practitioners	016	Nurse Practitioners	176
DuPage	605	Physical Therapists	022	Physical Therapists	11
				Occupational	7
DuPage	605	Occupational Therapists	023	Therapists	
DuPage	605	Speech Therapists	024	Speech Therapists	21
DuPage	605	Audiologists	025	Audiologists	13
DuPage	605	Neonatal-Perinatal Medicine	010	Physicians	17
DuPage	605	Neonatology	010	Physicians	13
DuPage	605	Nephrology	010	Physicians	20
DuPage	605	Neurology	010	Physicians	39
DuPage	605	Neurology Surgery	010	Physicians	17
DuPage	605	Nuclear Radiology	010	Physicians	2
DuPage	605	Obstetric-Gynecology	010	Physicians	91
DuPage	605	Obstetrics	010	Physicians	4
DuPage	605	Oncology	010	Physicians	24
DuPage	605	Ophthalmology	010	Physicians	31
DuPage	605	Oral Pathology	011	Dentists	1
DuPage	605	Oral Surgery	011	Dentists	1
DuPage	605	Orthodontist	011	Dentists	2
DuPage	605	Orthopedic Surgery	010	Physicians	64
DuPage	605	Other Specialty	010	Physicians	1
DuPage	605	Otolaryngology	010	Physicians	12
DuPage	605	Otology	010	Physicians	1
DuPage	605	Otorhinolaryngology	010	Physicians	15
DuPage	605	Pathology	010	Physicians	51

Table B.2: Specialists/Non-IHC Participating Primary Care Providers

The number of Non-Primary Care Providers accepting PCCM patients, by specialty designation, by Licensed profession and by county, and, for counties with a population of 100,000 or greater, by geo zip code

DuPage	605	Pediatric Allergies	010	Physicians	1
DuPage	605	Pediatric Cardiology	010	Physicians	3
DuPage	605	Pediatric Endocrinology	010	Physicians	5
DuPage	605	Pediatric Hematology Oncology	010	Physicians	3
DuPage	605	Pediatric Nephrology	010	Physicians	1
DuPage	605	Pediatric Pulmonary	010	Physicians	2
DuPage	605	Pediatric Radiology	010	Physicians	2
DuPage	605	Pediatric Surgery	010	Physicians	4
DuPage	605	Pediatrics	010	Physicians	100
DuPage	605	Pedodontics	011	Dentists	1
DuPage	605	Physical Medicine/Rehabilitation	010	Physicians	17
DuPage	605	Plastic Surgery	010	Physicians	9
DuPage	605	Psychiatry	010	Physicians	56
DuPage	605	Pulmonary Diseases	010	Physicians	25
DuPage	605	Radiation Oncology	010	Physicians	19
DuPage	605	Radiology	010	Physicians	27
DuPage	605	Radiology Diagnosis	010	Physicians	73
DuPage	605	Radiology Therapeutic	010	Physicians	5
DuPage	605	Rheumatology	010	Physicians	20
DuPage	605	Surgery General	010	Physicians	57
DuPage	605	Surgery Hand	010	Physicians	3
DuPage	605	Surgical Oncology	010	Physicians	1
DuPage	605	Therapeutic Pharmaceutical Agents	012	Optometrists	9
DuPage	605	Thoracic Surgery	010	Physicians	5
DuPage	605	Traumatic Surgery	010	Physicians	2
DuPage	605	Urological Surgery	010	Physicians	9
DuPage	605	Urology	010	Physicians	8
DuPage	605	Vascular Surgery	010	Physicians	8
DuPage	606	Internal Medicine	010	Physicians	1
DuPage	616	Pathology	010	Physicians	1
Edgar	ALL ZIPS	Colon - Rectal Surgery	010	Physicians	1
Edgar	ALL ZIPS	Emergency Medicine	010	Physicians	7
Edgar	ALL ZIPS	Family Practice	010	Physicians	5
Edgar	ALL ZIPS	Gastroenterology	010	Physicians	2
Edgar	ALL ZIPS	General Dentistry	011	Dentists	1
Edgar	ALL ZIPS	General Practice	010	Physicians	2
Edgar	ALL ZIPS	Internal Medicine	010	Physicians	2
Edgar	ALL ZIPS	Physicians	010	Physicians	1
Edgar	ALL ZIPS	Podiatrists	013	Podiatrists	1
Edgar	ALL ZIPS	Nurse Practitioners	016	Nurse Practitioners	5
Edgar	ALL ZIPS	Neurology	010	Physicians	1
Edgar	ALL ZIPS	Oncology	010	Physicians	1

Table B.2: Specialists/Non-IHC Participating Primary Care Providers

The number of Non-Primary Care Providers accepting PCCM patients, by specialty designation, by Licensed profession and by county, and, for counties with a population of 100,000 or greater, by geo zip code

Edgar	ALL ZIPS	Orthopedic Surgery	010	Physicians	1
Edgar	ALL ZIPS	Psychiatry	010	Physicians	1
Edgar	ALL ZIPS	Radiology	010	Physicians	1
Edgar	ALL ZIPS	Radiology Diagnosis	010	Physicians	1
Edgar	ALL ZIPS	Surgery General	010	Physicians	3
Edgar	ALL ZIPS	Urology	010	Physicians	1
Edwards	ALL ZIPS	General Practice	010	Physicians	1
Edwards	ALL ZIPS	n/a	016	Nurse Practitioners	1
Effingham	ALL ZIPS	Anesthesiology	010	Physicians	7
Effingham	ALL ZIPS	Cardiology	010	Physicians	1
Effingham	ALL ZIPS	Cardiovascular Diseases	010	Physicians	5
Effingham	ALL ZIPS	Child Psychiatry	010	Physicians	1
		Child/Adolescent Psychiatry			1
Effingham	ALL ZIPS	Residency	016	Nurse Practitioners	
Effingham	ALL ZIPS	Dermatology	010	Physicians	1
Effingham	ALL ZIPS	Emergency Medicine	010	Physicians	9
Effingham	ALL ZIPS	Family Practice	010	Physicians	14
Effingham	ALL ZIPS	Gynecology	010	Physicians	1
Effingham	ALL ZIPS	Internal Medicine	010	Physicians	11
Effingham	ALL ZIPS	Podiatrists	013	Podiatrists	1
Effingham	ALL ZIPS	Chiropractors	014	Chiropractors	1
Effingham	ALL ZIPS	Nurse Practitioners	016	Nurse Practitioners	18
Effingham	ALL ZIPS	Physical Therapists	022	Physical Therapists	4
				Occupational	2
Effingham	ALL ZIPS	Occupational Therapists	023	Therapists	
Effingham	ALL ZIPS	Neurology	010	Physicians	1
Effingham	ALL ZIPS	Obstetric-Gynecology	010	Physicians	4
Effingham	ALL ZIPS	Occupational Medicine	010	Physicians	1
Effingham	ALL ZIPS	Ophthalmology	010	Physicians	2
Effingham	ALL ZIPS	Oral Surgery	011	Dentists	1
Effingham	ALL ZIPS	Orthopedic Surgery	010	Physicians	5
Effingham	ALL ZIPS	Pediatrics	010	Physicians	4
Effingham	ALL ZIPS	Psychiatry	010	Physicians	1
Effingham	ALL ZIPS	Surgery General	010	Physicians	5
Effingham	ALL ZIPS	Surgery Hand	010	Physicians	1
		Therapeutic Pharmaceutical			1
Effingham	ALL ZIPS	Agents	012	Optometrists	
Effingham	ALL ZIPS	Urological Surgery	010	Physicians	1
Effingham	ALL ZIPS	Urology	010	Physicians	1
Fayette	ALL ZIPS	Emergency Medicine	010	Physicians	4
Fayette	ALL ZIPS	Family Practice	010	Physicians	3
Fayette	ALL ZIPS	General Dentistry	011	Dentists	3
Fayette	ALL ZIPS	Internal Medicine	010	Physicians	3
Fayette	ALL ZIPS	Chiropractors	014	Chiropractors	2

Table B.2: Specialists/Non-IHC Participating Primary Care Providers

The number of Non-Primary Care Providers accepting PCCM patients, by specialty designation, by Licensed profession and by county, and, for counties with a population of 100,000 or greater, by geo zip code

Fayette	ALL ZIPS	Nurse Practitioners	016	Nurse Practitioners	2
Fayette	ALL ZIPS	Surgery General	010	Physicians	1
		Therapeutic Pharmaceutical Agents			2
Fayette	ALL ZIPS	Agents	012	Optometrists	
Florida	ALL ZIPS	Obstetric-Gynecology	010	Physicians	1
Florida	ALL ZIPS	Pediatric Radiology	010	Physicians	1
Florida	ALL ZIPS	Radiology	010	Physicians	1
Florida	ALL ZIPS	Radiology Diagnosis	010	Physicians	4
Ford	ALL ZIPS	Anesthesiology	010	Physicians	3
Ford	ALL ZIPS	Emergency Medicine	010	Physicians	2
Ford	ALL ZIPS	Family Practice	010	Physicians	5
Ford	ALL ZIPS	General Dentistry	011	Dentists	1
Ford	ALL ZIPS	Internal Medicine	010	Physicians	1
Ford	ALL ZIPS	Nurse Practitioners	016	Nurse Practitioners	4
Ford	ALL ZIPS	Orthopedic Surgery	010	Physicians	3
Ford	ALL ZIPS	Plastic Surgery	010	Physicians	1
Ford	ALL ZIPS	Radiology	010	Physicians	1
Ford	ALL ZIPS	Surgery General	010	Physicians	2
		Therapeutic Pharmaceutical Agents			1
Ford	ALL ZIPS	Agents	012	Optometrists	
Franklin	ALL ZIPS	Cardiology	010	Physicians	1
Franklin	ALL ZIPS	Emergency Medicine	010	Physicians	1
Franklin	ALL ZIPS	Family Practice	010	Physicians	13
Franklin	ALL ZIPS	Internal Medicine	010	Physicians	4
Franklin	ALL ZIPS	Physicians	010	Physicians	1
Franklin	ALL ZIPS	Chiropractors	014	Chiropractors	4
Franklin	ALL ZIPS	Nurse Practitioners	016	Nurse Practitioners	3
Franklin	ALL ZIPS	Physical Therapists	022	Physical Therapists	6
		Occupational Therapists		Occupational Therapists	3
Franklin	ALL ZIPS	Occupational Therapists	023	Therapists	
Franklin	ALL ZIPS	Speech Therapists	024	Speech Therapists	1
Franklin	ALL ZIPS	Orthopedic Surgery	010	Physicians	1
Franklin	ALL ZIPS	Pediatrics	010	Physicians	2
Franklin	ALL ZIPS	Surgery General	010	Physicians	2
		Therapeutic Pharmaceutical Agents			1
Franklin	ALL ZIPS	Agents	012	Optometrists	
Fulton	ALL ZIPS	Anesthesiology	010	Physicians	1
Fulton	ALL ZIPS	Diagnostic Pharmaceutical Agents	012	Optometrists	1
Fulton	ALL ZIPS	Family Practice	010	Physicians	7
Fulton	ALL ZIPS	Internal Medicine	010	Physicians	4
Fulton	ALL ZIPS	Podiatrists	013	Podiatrists	1
Fulton	ALL ZIPS	Chiropractors	014	Chiropractors	1
Fulton	ALL ZIPS	Nurse Practitioners	016	Nurse Practitioners	2
Fulton	ALL ZIPS	Physical Therapists	022	Physical Therapists	2

Table B.2: Specialists/Non-IHC Participating Primary Care Providers

The number of Non-Primary Care Providers accepting PCCM patients, by specialty designation, by Licensed profession and by county, and, for counties with a population of 100,000 or greater, by geo zip code

Fulton	ALL ZIPS	Speech Therapists	024	Speech Therapists	1
Fulton	ALL ZIPS	Audiologists	025	Audiologists	1
Fulton	ALL ZIPS	Obstetric-Gynecology	010	Physicians	3
Fulton	ALL ZIPS	Ophthalmology	010	Physicians	1
Fulton	ALL ZIPS	Orthopedic Surgery	010	Physicians	1
Fulton	ALL ZIPS	Otolaryngology	010	Physicians	1
Fulton	ALL ZIPS	Otorhinolaryngology	010	Physicians	1
Fulton	ALL ZIPS	Pediatric Surgery	010	Physicians	1
Fulton	ALL ZIPS	Pediatrics	010	Physicians	1
Fulton	ALL ZIPS	Therapeutic Pharmaceutical Agents	012	Optometrists	3
Fulton	ALL ZIPS	Thoracic Surgery	010	Physicians	1
Gallatin	ALL ZIPS	General Practice	010	Physicians	1
Gallatin	ALL ZIPS	Internal Medicine	010	Physicians	1
Gallatin	ALL ZIPS	Nurse Practitioners	016	Nurse Practitioners	2
Gallatin	ALL ZIPS	Physical Therapists	022	Physical Therapists	1
Greene	ALL ZIPS	Anesthesiology	010	Physicians	1
Greene	ALL ZIPS	Family Practice	010	Physicians	4
Greene	ALL ZIPS	General Dentistry	011	Dentists	1
Greene	ALL ZIPS	General Practice	010	Physicians	1
Greene	ALL ZIPS	Internal Medicine	010	Physicians	1
Greene	ALL ZIPS	Nurse Practitioners	016	Nurse Practitioners	2
Greene	ALL ZIPS	Physical Therapists	022	Physical Therapists	1
Greene	ALL ZIPS	Pediatrics	010	Physicians	1
Grundy	ALL ZIPS	Anesthesiology	010	Physicians	2
Grundy	ALL ZIPS	Diagnostic Pharmaceutical Agents	012	Optometrists	2
Grundy	ALL ZIPS	Emergency Medicine	010	Physicians	3
Grundy	ALL ZIPS	Family Practice	010	Physicians	4
Grundy	ALL ZIPS	Infectious Diseases	010	Physicians	1
Grundy	ALL ZIPS	Internal Medicine	010	Physicians	7
Grundy	ALL ZIPS	Podiatrists	013	Podiatrists	1
Grundy	ALL ZIPS	Nurse Practitioners	016	Nurse Practitioners	10
Grundy	ALL ZIPS	Physical Therapists	022	Physical Therapists	1
Grundy	ALL ZIPS	Speech Therapists	024	Speech Therapists	1
Grundy	ALL ZIPS	Audiologists	025	Audiologists	1
Grundy	ALL ZIPS	Nephrology	010	Physicians	1
Grundy	ALL ZIPS	Obstetric-Gynecology	010	Physicians	7
Grundy	ALL ZIPS	Orthopedic Surgery	010	Physicians	4
Grundy	ALL ZIPS	Otorhinolaryngology	010	Physicians	1
Grundy	ALL ZIPS	Pathology	010	Physicians	2
Grundy	ALL ZIPS	Pediatrics	010	Physicians	1
Grundy	ALL ZIPS	Radiation Oncology	010	Physicians	2
Grundy	ALL ZIPS	Radiology Diagnosis	010	Physicians	1

Table B.2: Specialists/Non-IHC Participating Primary Care Providers

The number of Non-Primary Care Providers accepting PCCM patients, by specialty designation, by Licensed profession and by county, and, for counties with a population of 100,000 or greater, by geo zip code

Grundy	ALL ZIPS	Radiology Therapeutic	010	Physicians	1
Grundy	ALL ZIPS	Rheumatology	010	Physicians	1
Grundy	ALL ZIPS	Surgery General	010	Physicians	3
		Therapeutic Pharmaceutical			5
Grundy	ALL ZIPS	Agents	012	Optometrists	
Hamilton	ALL ZIPS	Cardiovascular Diseases	010	Physicians	1
Hamilton	ALL ZIPS	Emergency Medicine	010	Physicians	1
Hamilton	ALL ZIPS	Family Practice	010	Physicians	3
Hamilton	ALL ZIPS	General Practice	010	Physicians	1
Hamilton	ALL ZIPS	Speech Therapists	024	Speech Therapists	1
Hancock	ALL ZIPS	Family Practice	010	Physicians	3
Hancock	ALL ZIPS	General Dentistry	011	Dentists	1
Hancock	ALL ZIPS	Internal Medicine	010	Physicians	1
Hancock	ALL ZIPS	Podiatrists	013	Podiatrists	1
Hancock	ALL ZIPS	Nurse Practitioners	016	Nurse Practitioners	8
Hancock	ALL ZIPS	Physical Therapists	022	Physical Therapists	2
Hancock	ALL ZIPS	Obstetric-Gynecology	010	Physicians	1
Hancock	ALL ZIPS	Pediatrics	010	Physicians	1
Hancock	ALL ZIPS	Surgery General	010	Physicians	1
Hardin	ALL ZIPS	General Dentistry	011	Dentists	2
Hardin	ALL ZIPS	General Practice	010	Physicians	1
Hardin	ALL ZIPS	Internal Medicine	010	Physicians	1
Henderson	ALL ZIPS	Family Practice	010	Physicians	1
Henry	ALL ZIPS	Emergency Medicine	010	Physicians	9
Henry	ALL ZIPS	Family Practice	010	Physicians	7
Henry	ALL ZIPS	Gastroenterology	010	Physicians	1
Henry	ALL ZIPS	General Dentistry	011	Dentists	1
Henry	ALL ZIPS	Internal Medicine	010	Physicians	5
Henry	ALL ZIPS	Podiatrists	013	Podiatrists	2
Henry	ALL ZIPS	Chiropractors	014	Chiropractors	2
Henry	ALL ZIPS	Nurse Practitioners	016	Nurse Practitioners	10
Henry	ALL ZIPS	Physical Therapists	022	Physical Therapists	2
Henry	ALL ZIPS	Speech Therapists	024	Speech Therapists	2
Henry	ALL ZIPS	Audiologists	025	Audiologists	1
Henry	ALL ZIPS	Obstetric-Gynecology	010	Physicians	2
Henry	ALL ZIPS	Surgery General	010	Physicians	2
		Therapeutic Pharmaceutical			4
Henry	ALL ZIPS	Agents	012	Optometrists	
Henry	ALL ZIPS	Urological Surgery	010	Physicians	1
Iroquois	ALL ZIPS	Anesthesiology	010	Physicians	1
Iroquois	ALL ZIPS	Cardiovascular Diseases	010	Physicians	1
Iroquois	ALL ZIPS	Emergency Medicine	010	Physicians	1
Iroquois	ALL ZIPS	Family Practice	010	Physicians	3

Table B.2: Specialists/Non-IHC Participating Primary Care Providers

The number of Non-Primary Care Providers accepting PCCM patients, by specialty designation, by Licensed profession and by county, and, for counties with a population of 100,000 or greater, by geo zip code

Iroquois	ALL ZIPS	Internal Medicine	010	Physicians	3
Iroquois	ALL ZIPS	Nurse Practitioners	016	Nurse Practitioners	14
Iroquois	ALL ZIPS	Speech Therapists	024	Speech Therapists	1
Iroquois	ALL ZIPS	Obstetric-Gynecology	010	Physicians	2
Iroquois	ALL ZIPS	Oncology	010	Physicians	1
Iroquois	ALL ZIPS	Pathology	010	Physicians	1
Iroquois	ALL ZIPS	Psychiatry	010	Physicians	2
Iroquois	ALL ZIPS	Radiology Diagnosis	010	Physicians	1
Iroquois	ALL ZIPS	Surgery General	010	Physicians	2
		Therapeutic Pharmaceutical			1
Iroquois	ALL ZIPS	Agents	012	Optometrists	
Jackson	ALL ZIPS	Anesthesiology	010	Physicians	8
Jackson	ALL ZIPS	Cardiology	010	Physicians	5
Jackson	ALL ZIPS	Cardiovascular Diseases	010	Physicians	2
Jackson	ALL ZIPS	Cardiovascular Surgery	010	Physicians	2
Jackson	ALL ZIPS	Colon - Rectal Surgery	010	Physicians	1
Jackson	ALL ZIPS	Dermatology	010	Physicians	2
Jackson	ALL ZIPS	Emergency Medicine	010	Physicians	12
Jackson	ALL ZIPS	Family Practice	010	Physicians	18
Jackson	ALL ZIPS	Gastroenterology	010	Physicians	2
Jackson	ALL ZIPS	General Dentistry	011	Dentists	7
Jackson	ALL ZIPS	Geriatrics	010	Physicians	2
Jackson	ALL ZIPS	Internal Medicine	010	Physicians	30
Jackson	ALL ZIPS	Podiatrists	013	Podiatrists	1
Jackson	ALL ZIPS	Nurse Practitioners	016	Nurse Practitioners	30
Jackson	ALL ZIPS	Physical Therapists	022	Physical Therapists	1
Jackson	ALL ZIPS	Speech Therapists	024	Speech Therapists	7
Jackson	ALL ZIPS	Audiologists	025	Audiologists	3
Jackson	ALL ZIPS	Nephrology	010	Physicians	2
Jackson	ALL ZIPS	Neurology	010	Physicians	8
Jackson	ALL ZIPS	Neurology Surgery	010	Physicians	2
Jackson	ALL ZIPS	Obstetric-Gynecology	010	Physicians	6
Jackson	ALL ZIPS	Oncology	010	Physicians	2
Jackson	ALL ZIPS	Ophthalmology	010	Physicians	1
Jackson	ALL ZIPS	Otolaryngology	010	Physicians	1
Jackson	ALL ZIPS	Otorhinolaryngology	010	Physicians	2
Jackson	ALL ZIPS	Pathology	010	Physicians	4
Jackson	ALL ZIPS	Pediatrics	010	Physicians	6
Jackson	ALL ZIPS	Plastic Surgery	010	Physicians	1
Jackson	ALL ZIPS	Psychiatry	010	Physicians	2
Jackson	ALL ZIPS	Pulmonary Diseases	010	Physicians	2
Jackson	ALL ZIPS	Radiation Oncology	010	Physicians	1
Jackson	ALL ZIPS	Radiology	010	Physicians	1

Table B.2: Specialists/Non-IHC Participating Primary Care Providers

The number of Non-Primary Care Providers accepting PCCM patients, by specialty designation, by Licensed profession and by county, and, for counties with a population of 100,000 or greater, by geo zip code

Jackson	ALL ZIPS	Radiology Diagnosis	010	Physicians	2
Jackson	ALL ZIPS	Radiology Therapeutic	010	Physicians	1
Jackson	ALL ZIPS	Surgery General	010	Physicians	8
		Therapeutic Pharmaceutical Agents			3
Jackson	ALL ZIPS	Agents	012	Optometrists	
Jackson	ALL ZIPS	Urology	010	Physicians	2
Jasper	ALL ZIPS	General Dentistry	011	Dentists	1
Jasper	ALL ZIPS	Internal Medicine	010	Physicians	1
Jasper	ALL ZIPS	Nurse Practitioners	016	Nurse Practitioners	1
Jasper	ALL ZIPS	Speech Therapists	024	Speech Therapists	1
Jefferson	ALL ZIPS	Anesthesiology	010	Physicians	3
Jefferson	ALL ZIPS	Cardiology	010	Physicians	4
Jefferson	ALL ZIPS	Cardiovascular Diseases	010	Physicians	5
Jefferson	ALL ZIPS	Child Psychiatry	010	Physicians	1
		Child/Adolescent Psychiatry Residency			1
Jefferson	ALL ZIPS	Residency	016	Nurse Practitioners	
Jefferson	ALL ZIPS	Diagnostic Pharmaceutical Agents	012	Optometrists	2
Jefferson	ALL ZIPS	Emergency Medicine	010	Physicians	7
Jefferson	ALL ZIPS	Family Practice	010	Physicians	7
Jefferson	ALL ZIPS	Gastroenterology	010	Physicians	3
Jefferson	ALL ZIPS	Internal Medicine	010	Physicians	11
Jefferson	ALL ZIPS	Podiatrists	013	Podiatrists	1
Jefferson	ALL ZIPS	Chiropractors	014	Chiropractors	1
Jefferson	ALL ZIPS	Nurse Practitioners	016	Nurse Practitioners	27
Jefferson	ALL ZIPS	Physical Therapists	022	Physical Therapists	6
		Occupational Therapists		Occupational Therapists	2
Jefferson	ALL ZIPS	Occupational Therapists	023	Therapists	
Jefferson	ALL ZIPS	Speech Therapists	024	Speech Therapists	1
Jefferson	ALL ZIPS	Audiologists	025	Audiologists	1
Jefferson	ALL ZIPS	Nephrology	010	Physicians	1
Jefferson	ALL ZIPS	Neurology	010	Physicians	2
Jefferson	ALL ZIPS	Obstetric-Gynecology	010	Physicians	10
Jefferson	ALL ZIPS	Orthopedic Surgery	010	Physicians	7
Jefferson	ALL ZIPS	Otorhinolaryngology	010	Physicians	1
Jefferson	ALL ZIPS	Pathology	010	Physicians	1
Jefferson	ALL ZIPS	Pediatrics	010	Physicians	4
Jefferson	ALL ZIPS	Physical Medicine/Rehabilitation	010	Physicians	1
Jefferson	ALL ZIPS	Plastic Surgery	010	Physicians	1
Jefferson	ALL ZIPS	Pulmonary Diseases	010	Physicians	2
Jefferson	ALL ZIPS	Radiation Oncology	010	Physicians	1
Jefferson	ALL ZIPS	Radiology	010	Physicians	3
Jefferson	ALL ZIPS	Radiology Diagnosis	010	Physicians	2
Jefferson	ALL ZIPS	Rheumatology	010	Physicians	1
Jefferson	ALL ZIPS	Surgery General	010	Physicians	5

Table B.2: Specialists/Non-IHC Participating Primary Care Providers

The number of Non-Primary Care Providers accepting PCCM patients, by specialty designation, by Licensed profession and by county, and, for counties with a population of 100,000 or greater, by geo zip code

Jefferson	ALL ZIPS	Surgery Hand	010	Physicians	1
		Therapeutic Pharmaceutical Agents			1
Jefferson	ALL ZIPS	Agents	012	Optometrists	
Jefferson	ALL ZIPS	Thoracic Surgery	010	Physicians	1
Jefferson	ALL ZIPS	Urological Surgery	010	Physicians	1
Jefferson	ALL ZIPS	Vascular Surgery	010	Physicians	1
Jersey	ALL ZIPS	Family Practice	010	Physicians	3
Jersey	ALL ZIPS	General Dentistry	011	Dentists	1
Jersey	ALL ZIPS	Internal Medicine	010	Physicians	2
Jersey	ALL ZIPS	Nurse Practitioners	016	Nurse Practitioners	3
Jersey	ALL ZIPS	Orthopedic Surgery	010	Physicians	1
Jersey	ALL ZIPS	Pulmonary Diseases	010	Physicians	1
Jersey	ALL ZIPS	Surgery General	010	Physicians	2
		Therapeutic Pharmaceutical Agents			4
Jersey	ALL ZIPS	Agents	012	Optometrists	
Jersey	ALL ZIPS	Urological Surgery	010	Physicians	1
Jo Daviess	ALL ZIPS	Family Practice	010	Physicians	2
Jo Daviess	ALL ZIPS	Internal Medicine	010	Physicians	1
Jo Daviess	ALL ZIPS	Chiropractors	014	Chiropractors	1
Jo Daviess	ALL ZIPS	Nurse Practitioners	016	Nurse Practitioners	4
Jo Daviess	ALL ZIPS	Physical Therapists	022	Physical Therapists	2
		Therapeutic Pharmaceutical Agents			1
Jo Daviess	ALL ZIPS	Agents	012	Optometrists	
Johnson	ALL ZIPS	Diagnostic Pharmaceutical Agents	012	Optometrists	1
Johnson	ALL ZIPS	Nurse Practitioners	016	Nurse Practitioners	1
Johnson	ALL ZIPS	Physical Therapists	022	Physical Therapists	2
Kane	601	Admitting Privileges	010	Physicians	1
Kane	601	Anesthesiology	010	Physicians	156
Kane	601	Cardiology	010	Physicians	6
Kane	601	Cardiovascular Diseases	010	Physicians	13
Kane	601	Cardiovascular Surgery	010	Physicians	1
Kane	601	Colon - Rectal Surgery	010	Physicians	1
Kane	601	Dermatology	010	Physicians	1
Kane	601	Emergency Medicine	010	Physicians	34
Kane	601	Endocrinology	010	Physicians	6
Kane	601	Family Practice	010	Physicians	19
Kane	601	Gastroenterology	010	Physicians	16
Kane	601	General Dentistry	011	Dentists	35
Kane	601	Hematology	010	Physicians	3
Kane	601	Infectious Diseases	010	Physicians	2
Kane	601	Internal Medicine	010	Physicians	38
Kane	601	Maternal and Fetal Medicine	010	Physicians	1
Kane	601	Physicians	010	Physicians	1
Kane	601	Podiatrists	013	Podiatrists	5

Table B.2: Specialists/Non-IHC Participating Primary Care Providers

The number of Non-Primary Care Providers accepting PCCM patients, by specialty designation, by Licensed profession and by county, and, for counties with a population of 100,000 or greater, by geo zip code

Kane	601	Chiropractors	014	Chiropractors	8
Kane	601	Nurse Practitioners	016	Nurse Practitioners	46
Kane	601	Physical Therapists	022	Physical Therapists	7
				Occupational	4
Kane	601	Occupational Therapists	023	Therapists	
Kane	601	Speech Therapists	024	Speech Therapists	12
Kane	601	Audiologists	025	Audiologists	3
Kane	601	Nephrology	010	Physicians	3
Kane	601	Neurology	010	Physicians	6
Kane	601	Neurology Surgery	010	Physicians	2
Kane	601	Obstetric-Gynecology	010	Physicians	19
Kane	601	Oncology	010	Physicians	7
Kane	601	Ophthalmology	010	Physicians	11
Kane	601	Orthodontist	011	Dentists	1
Kane	601	Orthopedic Surgery	010	Physicians	14
Kane	601	Otorhinolaryngology	010	Physicians	6
Kane	601	Pathology	010	Physicians	16
Kane	601	Pediatrics	010	Physicians	8
Kane	601	Pedodontics	011	Dentists	2
Kane	601	Physical Medicine/Rehabilitation	010	Physicians	5
Kane	601	Psychiatry	010	Physicians	12
Kane	601	Radiation Oncology	010	Physicians	2
Kane	601	Radiology	010	Physicians	9
Kane	601	Radiology Diagnosis	010	Physicians	7
Kane	601	Radiology Therapeutic	010	Physicians	1
Kane	601	Rheumatology	010	Physicians	2
Kane	601	Surgery General	010	Physicians	15
Kane	601	Surgery Hand	010	Physicians	1
		Therapeutic Pharmaceutical			13
Kane	601	Agents	012	Optometrists	
Kane	601	Thoracic Surgery	010	Physicians	2
Kane	601	Urological Surgery	010	Physicians	2
Kane	601	Urology	010	Physicians	4
Kane	605	Allergy-Immunization	010	Physicians	3
Kane	605	Anesthesiology	010	Physicians	5
Kane	605	Cardiology	010	Physicians	2
Kane	605	Cardiovascular Diseases	010	Physicians	2
Kane	605	Child Psychiatry	010	Physicians	2
Kane	605	Clinical Pathology	010	Physicians	1
Kane	605	Colon - Rectal Surgery	010	Physicians	1
Kane	605	Dermatology	010	Physicians	6
Kane	605	Diagnostic Pharmaceutical Agents	012	Optometrists	2
Kane	605	Emergency Medicine	010	Physicians	8

Table B.2: Specialists/Non-IHC Participating Primary Care Providers

The number of Non-Primary Care Providers accepting PCCM patients, by specialty designation, by Licensed profession and by county, and, for counties with a population of 100,000 or greater, by geo zip code

Kane	605	Endocrinology	010	Physicians	1
Kane	605	Family Practice	010	Physicians	39
Kane	605	Gastroenterology	010	Physicians	4
Kane	605	General Dentistry	011	Dentists	31
Kane	605	General Practice	010	Physicians	1
Kane	605	Hematology	010	Physicians	1
Kane	605	Infectious Diseases	010	Physicians	1
Kane	605	Internal Medicine	010	Physicians	43
Kane	605	Podiatrists	013	Podiatrists	7
Kane	605	Chiropractors	014	Chiropractors	3
Kane	605	Nurse Practitioners	016	Nurse Practitioners	62
Kane	605	Physical Therapists	022	Physical Therapists	7
				Occupational	3
Kane	605	Occupational Therapists	023	Therapists	
Kane	605	Speech Therapists	024	Speech Therapists	15
Kane	605	Audiologists	025	Audiologists	1
Kane	605	Nephrology	010	Physicians	2
Kane	605	Neurology	010	Physicians	4
Kane	605	Obstetric-Gynecology	010	Physicians	34
Kane	605	Ophthalmology	010	Physicians	6
Kane	605	Orthopedic Surgery	010	Physicians	8
Kane	605	Otolaryngology	010	Physicians	1
Kane	605	Otorhinolaryngology	010	Physicians	2
Kane	605	Pathology	010	Physicians	2
Kane	605	Pediatric Cardiology	010	Physicians	1
Kane	605	Pediatrics	010	Physicians	19
Kane	605	Pedodontics	010	Physicians	1
Kane	605	Physical Medicine/Rehabilitation	010	Physicians	2
Kane	605	Psychiatry	010	Physicians	12
Kane	605	Pulmonary Diseases	010	Physicians	1
Kane	605	Radiation Oncology	010	Physicians	1
Kane	605	Radiology	010	Physicians	7
Kane	605	Radiology Diagnosis	010	Physicians	9
Kane	605	Rheumatology	010	Physicians	2
Kane	605	Surgery General	010	Physicians	7
		Therapeutic Pharmaceutical			5
Kane	605	Agents	012	Optometrists	
Kane	605	Urology	010	Physicians	2
Kane	605	Vascular Surgery	010	Physicians	1
Kankakee	609	Allergy-Immunization	010	Physicians	1
Kankakee	609	Anesthesiology	010	Physicians	7
Kankakee	609	Cardiology	010	Physicians	5
Kankakee	609	Cardiovascular Diseases	010	Physicians	2

Table B.2: Specialists/Non-IHC Participating Primary Care Providers

The number of Non-Primary Care Providers accepting PCCM patients, by specialty designation, by Licensed profession and by county, and, for counties with a population of 100,000 or greater, by geo zip code

Kankakee	609	Child Psychiatry	010	Physicians	2
Kankakee	609	Diagnostic Pharmaceutical Agents	012	Optometrists	1
Kankakee	609	Emergency Medicine	010	Physicians	20
Kankakee	609	Endocrinology	010	Physicians	1
Kankakee	609	Facial Plastic Surgery	010	Physicians	1
Kankakee	609	Family Practice	010	Physicians	10
Kankakee	609	Gastroenterology	010	Physicians	6
Kankakee	609	General Dentistry	011	Dentists	6
Kankakee	609	General Practice	010	Physicians	1
Kankakee	609	Infectious Diseases	010	Physicians	1
Kankakee	609	Internal Medicine	010	Physicians	17
Kankakee	609	Podiatrists	013	Podiatrists	6
Kankakee	609	Chiropractors	014	Chiropractors	3
Kankakee	609	Nurse Practitioners	016	Nurse Practitioners	32
Kankakee	609	Physical Therapists	022	Physical Therapists	6
Kankakee	609	Speech Therapists	024	Speech Therapists	2
Kankakee	609	Audiologists	025	Audiologists	3
Kankakee	609	Nephrology	010	Physicians	1
Kankakee	609	Neurology	010	Physicians	8
Kankakee	609	Obstetric-Gynecology	010	Physicians	9
Kankakee	609	Occupational Medicine	010	Physicians	1
Kankakee	609	Oncology	010	Physicians	2
Kankakee	609	Ophthalmology	010	Physicians	5
Kankakee	609	Orthodontist	011	Dentists	1
Kankakee	609	Orthopedic Surgery	010	Physicians	9
Kankakee	609	Otolaryngology	010	Physicians	1
Kankakee	609	Otorhinolaryngology	010	Physicians	1
Kankakee	609	Pathology	010	Physicians	2
Kankakee	609	Pediatric Cardiology	010	Physicians	1
Kankakee	609	Physical Medicine/Rehabilitation	010	Physicians	5
Kankakee	609	Psychiatry	010	Physicians	10
Kankakee	609	Pulmonary Diseases	010	Physicians	2
Kankakee	609	Radiation Oncology	010	Physicians	2
Kankakee	609	Rheumatology	010	Physicians	2
Kankakee	609	Surgery General	010	Physicians	5
Kankakee	609	Therapeutic Pharmaceutical Agents	012	Optometrists	2
Kankakee	609	Urological Surgery	010	Physicians	1
Kankakee	609	Urology	010	Physicians	4
Kendall	ALL ZIPS	Allergy-Immunization	010	Physicians	1
Kendall	ALL ZIPS	Anesthesiology	010	Physicians	1
Kendall	ALL ZIPS	Cardiology	010	Physicians	1
Kendall	ALL ZIPS	Diagnostic Pharmaceutical Agents	012	Optometrists	3

Table B.2: Specialists/Non-IHC Participating Primary Care Providers

The number of Non-Primary Care Providers accepting PCCM patients, by specialty designation, by Licensed profession and by county, and, for counties with a population of 100,000 or greater, by geo zip code

Kendall	ALL ZIPS	Emergency Medicine	010	Physicians	1
Kendall	ALL ZIPS	Family Practice	010	Physicians	4
Kendall	ALL ZIPS	General Dentistry	011	Dentists	6
Kendall	ALL ZIPS	Internal Medicine	010	Physicians	4
Kendall	ALL ZIPS	Optometrists	012	Optometrists	1
Kendall	ALL ZIPS	Podiatrists	013	Podiatrists	3
Kendall	ALL ZIPS	Chiropractors	014	Chiropractors	2
Kendall	ALL ZIPS	Nurse Practitioners	016	Nurse Practitioners	10
Kendall	ALL ZIPS	Physical Therapists	022	Physical Therapists	3
				Occupational	4
Kendall	ALL ZIPS	Occupational Therapists	023	Therapists	
Kendall	ALL ZIPS	Speech Therapists	024	Speech Therapists	8
Kendall	ALL ZIPS	Audiologists	025	Audiologists	1
Kendall	ALL ZIPS	Pediatrics	010	Physicians	4
		Therapeutic Pharmaceutical			9
Kendall	ALL ZIPS	Agents	012	Optometrists	
Knox	ALL ZIPS	Anesthesiology	010	Physicians	1
Knox	ALL ZIPS	Cardiovascular Diseases	010	Physicians	1
Knox	ALL ZIPS	Dermatology	010	Physicians	1
Knox	ALL ZIPS	Diagnostic Pharmaceutical Agents	012	Optometrists	3
Knox	ALL ZIPS	Emergency Medicine	010	Physicians	8
Knox	ALL ZIPS	Family Practice	010	Physicians	4
Knox	ALL ZIPS	Gastroenterology	010	Physicians	1
Knox	ALL ZIPS	General Dentistry	011	Dentists	2
Knox	ALL ZIPS	General Practice	010	Physicians	1
Knox	ALL ZIPS	Internal Medicine	010	Physicians	4
Knox	ALL ZIPS	Podiatrists	013	Podiatrists	2
Knox	ALL ZIPS	Chiropractors	014	Chiropractors	4
Knox	ALL ZIPS	Nurse Practitioners	016	Nurse Practitioners	16
Knox	ALL ZIPS	Physical Therapists	022	Physical Therapists	1
Knox	ALL ZIPS	Speech Therapists	024	Speech Therapists	1
Knox	ALL ZIPS	Audiologists	025	Audiologists	1
Knox	ALL ZIPS	Nephrology	010	Physicians	1
Knox	ALL ZIPS	Neurology	010	Physicians	1
Knox	ALL ZIPS	Obstetric-Gynecology	010	Physicians	7
Knox	ALL ZIPS	Ophthalmology	010	Physicians	3
Knox	ALL ZIPS	Oral Surgery	011	Dentists	2
Knox	ALL ZIPS	Orthopedic Surgery	010	Physicians	3
Knox	ALL ZIPS	Pathology	010	Physicians	2
Knox	ALL ZIPS	Pediatrics	010	Physicians	2
Knox	ALL ZIPS	Pulmonary Diseases	010	Physicians	2
Knox	ALL ZIPS	Surgery General	010	Physicians	5
		Therapeutic Pharmaceutical			9
Knox	ALL ZIPS	Agents	012	Optometrists	

Table B.2: Specialists/Non-IHC Participating Primary Care Providers

The number of Non-Primary Care Providers accepting PCCM patients, by specialty designation, by Licensed profession and by county, and, for counties with a population of 100,000 or greater, by geo zip code

Knox	ALL ZIPS	Urological Surgery	010	Physicians	2
Knox	ALL ZIPS	Urology	010	Physicians	1
La Salle	613	Anesthesiology	010	Physicians	7
La Salle	613	Cardiology	010	Physicians	1
La Salle	613	Cardiovascular Diseases	010	Physicians	3
La Salle	613	Dermatology	010	Physicians	1
La Salle	613	Dermatopathology	010	Physicians	1
La Salle	613	Diagnostic Pharmaceutical Agents	012	Optometrists	1
La Salle	613	Emergency Medicine	010	Physicians	9
La Salle	613	Endocrinology	010	Physicians	1
La Salle	613	Family Practice	010	Physicians	10
La Salle	613	General Dentistry	011	Dentists	1
La Salle	613	General Dentistry/Anesthesiology	010	Physicians	1
La Salle	613	General Psychiatry Residency	016	Nurse Practitioners	1
La Salle	613	Gynecology	010	Physicians	2
La Salle	613	Internal Medicine	010	Physicians	1
La Salle	613	Podiatrists	013	Podiatrists	4
La Salle	613	Chiropractors	014	Chiropractors	6
La Salle	613	Nurse Practitioners	016	Nurse Practitioners	17
La Salle	613	Physical Therapists	022	Physical Therapists	2
La Salle	613	Speech Therapists	024	Speech Therapists	3
La Salle	613	Audiologists	025	Audiologists	4
La Salle	613	Neurology	010	Physicians	1
La Salle	613	Obstetric-Gynecology	010	Physicians	6
La Salle	613	Ophthalmology	010	Physicians	5
La Salle	613	Oral Surgery	011	Dentists	2
La Salle	613	Orthopedic Surgery	010	Physicians	5
La Salle	613	Otolaryngology	010	Physicians	1
La Salle	613	Otorhinolaryngology	010	Physicians	2
La Salle	613	Pathology	010	Physicians	1
La Salle	613	Radiation Oncology	010	Physicians	1
La Salle	613	Radiology	010	Physicians	4
La Salle	613	Radiology Diagnosis	010	Physicians	2
La Salle	613	Surgery General	010	Physicians	7
La Salle	613	Therapeutic Pharmaceutical Agents	012	Optometrists	9
Lake	600	Allergy	010	Physicians	2
Lake	600	Admitting Privileges	010	Physicians	2
Lake	600	Allergy-Immunization	010	Physicians	4
Lake	600	Anesthesiology	010	Physicians	210
Lake	600	Cardiology	010	Physicians	14
Lake	600	Cardiovascular Diseases	010	Physicians	18
Lake	600	Cardiovascular Surgery	010	Physicians	4

Table B.2: Specialists/Non-IHC Participating Primary Care Providers

The number of Non-Primary Care Providers accepting PCCM patients, by specialty designation, by Licensed profession and by county, and, for counties with a population of 100,000 or greater, by geo zip code

Lake	600	Child Neurology	010	Physicians	2
Lake	600	Child Psychiatry	010	Physicians	1
Lake	600	Dermatology	010	Physicians	8
Lake	600	Diagnostic Pharmaceutical Agents	012	Optometrists	6
Lake	600	Emergency Medicine	010	Physicians	91
Lake	600	Endocrinology	010	Physicians	4
Lake	600	Family Practice	010	Physicians	32
Lake	600	Gastroenterology	010	Physicians	29
Lake	600	General Dentistry	011	Dentists	51
Lake	600	General Practice	010	Physicians	5
Lake	600	Hematology	010	Physicians	3
Lake	600	Infectious Diseases	010	Physicians	3
Lake	600	Internal Medicine	010	Physicians	124
Lake	600	Maxillofacial Surgery	011	Dentists	1
Lake	600	Physicians	010	Physicians	2
Lake	600	Optometrists	012	Optometrists	1
Lake	600	Podiatrists	013	Podiatrists	30
Lake	600	Chiropractors	014	Chiropractors	2
Lake	600	Nurse Practitioners	016	Nurse Practitioners	94
Lake	600	Physical Therapists	022	Physical Therapists	52
				Occupational Therapists	14
Lake	600	Occupational Therapists	023	Therapists	
Lake	600	Speech Therapists	024	Speech Therapists	17
Lake	600	Audiologists	025	Audiologists	6
Lake	600	Neonatal-Perinatal Medicine	010	Physicians	2
Lake	600	Neonatology	010	Physicians	1
Lake	600	Nephrology	010	Physicians	9
Lake	600	Neurology	010	Physicians	14
Lake	600	Neurology Surgery	010	Physicians	4
Lake	600	Neuropathology	010	Physicians	1
Lake	600	Obstetric-Gynecology	010	Physicians	71
Lake	600	Oncology	010	Physicians	14
Lake	600	Ophthalmology	010	Physicians	31
Lake	600	Orthodontist	011	Dentists	1
Lake	600	Orthopedic Surgery	010	Physicians	49
Lake	600	Otolaryngology	010	Physicians	5
Lake	600	Otorhinolaryngology	010	Physicians	7
Lake	600	Pathology	010	Physicians	21
Lake	600	Pediatrics	010	Physicians	26
Lake	600	Physical Medicine/Rehabilitation	010	Physicians	9
Lake	600	Plastic Surgery	010	Physicians	2
Lake	600	Psychiatry	010	Physicians	35
Lake	600	Pulmonary Diseases	010	Physicians	7

Table B.2: Specialists/Non-IHC Participating Primary Care Providers

The number of Non-Primary Care Providers accepting PCCM patients, by specialty designation, by Licensed profession and by county, and, for counties with a population of 100,000 or greater, by geo zip code

Lake	600	Radiation Oncology	010	Physicians	2
Lake	600	Radiology	010	Physicians	12
Lake	600	Radiology Diagnosis	010	Physicians	35
Lake	600	Radiology Therapeutic	010	Physicians	4
Lake	600	Rheumatology	010	Physicians	4
Lake	600	Surgery General	010	Physicians	23
Lake	600	Surgery Hand	010	Physicians	2
		Therapeutic Pharmaceutical			18
Lake	600	Agents	012	Optometrists	
Lake	600	Thoracic Surgery	010	Physicians	1
Lake	600	Urological Surgery	010	Physicians	5
Lake	600	Urology	010	Physicians	10
Lake	600	Vascular Surgery	010	Physicians	2
Lawrence	ALL ZIPS	Family Practice	010	Physicians	3
Lawrence	ALL ZIPS	Internal Medicine	010	Physicians	1
Lawrence	ALL ZIPS	Nurse Practitioners	016	Nurse Practitioners	4
Lawrence	ALL ZIPS	Speech Therapists	024	Speech Therapists	1
Lawrence	ALL ZIPS	Psychiatry	010	Physicians	1
		Therapeutic Pharmaceutical			1
Lawrence	ALL ZIPS	Agents	012	Optometrists	
Lee	ALL ZIPS	Anesthesiology	010	Physicians	4
Lee	ALL ZIPS	Cardiology	010	Physicians	2
Lee	ALL ZIPS	Diagnostic Pharmaceutical Agents	012	Optometrists	2
Lee	ALL ZIPS	Emergency Medicine	010	Physicians	4
Lee	ALL ZIPS	Family Practice	010	Physicians	9
Lee	ALL ZIPS	Gastroenterology	010	Physicians	2
Lee	ALL ZIPS	General Dentistry	011	Dentists	2
Lee	ALL ZIPS	General Psychiatry Residency	016	Nurse Practitioners	1
Lee	ALL ZIPS	Internal Medicine	010	Physicians	3
Lee	ALL ZIPS	Podiatrists	013	Podiatrists	4
Lee	ALL ZIPS	Chiropractors	014	Chiropractors	3
Lee	ALL ZIPS	Nurse Practitioners	016	Nurse Practitioners	2
Lee	ALL ZIPS	Audiologists	025	Audiologists	1
Lee	ALL ZIPS	Neurology	010	Physicians	1
Lee	ALL ZIPS	Obstetric-Gynecology	010	Physicians	4
Lee	ALL ZIPS	Ophthalmology	010	Physicians	1
Lee	ALL ZIPS	Orthopedic Surgery	010	Physicians	3
Lee	ALL ZIPS	Otolaryngology	010	Physicians	1
Lee	ALL ZIPS	Pathology	010	Physicians	2
Lee	ALL ZIPS	Psychiatry	010	Physicians	2
Lee	ALL ZIPS	Radiation Oncology	010	Physicians	1
Lee	ALL ZIPS	Radiology	010	Physicians	2
Lee	ALL ZIPS	Radiology Diagnosis	010	Physicians	3

Table B.2: Specialists/Non-IHC Participating Primary Care Providers

The number of Non-Primary Care Providers accepting PCCM patients, by specialty designation, by Licensed profession and by county, and, for counties with a population of 100,000 or greater, by geo zip code

Lee	ALL ZIPS	Surgery General	010	Physicians	4
		Therapeutic Pharmaceutical Agents			2
Lee	ALL ZIPS	Agents	012	Optometrists	
Lee	ALL ZIPS	Urology	010	Physicians	1
Lee	ALL ZIPS	Vascular Surgery	010	Physicians	1
Livingston	ALL ZIPS	Emergency Medicine	010	Physicians	2
Livingston	ALL ZIPS	Family Practice	010	Physicians	2
Livingston	ALL ZIPS	General Psychiatry Residency	016	Nurse Practitioners	1
Livingston	ALL ZIPS	Internal Medicine	010	Physicians	3
Livingston	ALL ZIPS	Nurse Practitioners	016	Nurse Practitioners	2
Livingston	ALL ZIPS	Physical Therapists	022	Physical Therapists	13
		Occupational Therapists		Occupational Therapists	1
Livingston	ALL ZIPS	Occupational Therapists	023	Therapists	
Livingston	ALL ZIPS	Speech Therapists	024	Speech Therapists	2
Livingston	ALL ZIPS	Obstetric-Gynecology	010	Physicians	2
Livingston	ALL ZIPS	Orthopedic Surgery	010	Physicians	2
Livingston	ALL ZIPS	Physical Medicine/Rehabilitation	010	Physicians	1
Livingston	ALL ZIPS	Psychiatry	010	Physicians	1
Livingston	ALL ZIPS	Surgery General	010	Physicians	1
		Therapeutic Pharmaceutical Agents			7
Livingston	ALL ZIPS	Agents	012	Optometrists	
Logan	ALL ZIPS	Allergy-Immunization	010	Physicians	1
Logan	ALL ZIPS	Emergency Medicine	010	Physicians	2
Logan	ALL ZIPS	Family Practice	010	Physicians	8
Logan	ALL ZIPS	General Dentistry	011	Dentists	1
Logan	ALL ZIPS	Internal Medicine	010	Physicians	1
Logan	ALL ZIPS	Chiropractors	014	Chiropractors	3
Logan	ALL ZIPS	Nurse Practitioners	016	Nurse Practitioners	3
Logan	ALL ZIPS	Obstetric-Gynecology	010	Physicians	2
Logan	ALL ZIPS	Orthopedic Surgery	010	Physicians	1
Logan	ALL ZIPS	Psychiatry	010	Physicians	1
		Therapeutic Pharmaceutical Agents			3
Logan	ALL ZIPS	Agents	012	Optometrists	
Macon	625	Anesthesiology	010	Physicians	10
Macon	625	Cardiology	010	Physicians	7
Macon	625	Cardiovascular Diseases	010	Physicians	2
Macon	625	Dermatology	010	Physicians	1
Macon	625	Diagnostic Pharmaceutical Agents	012	Optometrists	2
Macon	625	Emergency Medicine	010	Physicians	9
Macon	625	Family Practice	010	Physicians	16
Macon	625	Gastroenterology	010	Physicians	2
Macon	625	General Dentistry	011	Dentists	4
Macon	625	Infectious Diseases	010	Physicians	1
Macon	625	Internal Medicine	010	Physicians	31

Table B.2: Specialists/Non-IHC Participating Primary Care Providers

The number of Non-Primary Care Providers accepting PCCM patients, by specialty designation, by Licensed profession and by county, and, for counties with a population of 100,000 or greater, by geo zip code

Macon	625	Optometrists	012	Optometrists	1
Macon	625	Podiatrists	013	Podiatrists	1
Macon	625	Chiropractors	014	Chiropractors	1
Macon	625	Nurse Practitioners	016	Nurse Practitioners	47
Macon	625	Physical Therapists	022	Physical Therapists	1
		Occupational		Occupational	1
		Therapists		Therapists	
Macon	625	Occupational Therapists	023	Therapists	
Macon	625	Speech Therapists	024	Speech Therapists	2
Macon	625	Nephrology	010	Physicians	2
Macon	625	Neurology	010	Physicians	3
Macon	625	Neurology Surgery	010	Physicians	3
Macon	625	Obstetric-Gynecology	010	Physicians	12
Macon	625	Oncology	010	Physicians	7
Macon	625	Ophthalmology	010	Physicians	4
Macon	625	Orthopedic Surgery	010	Physicians	9
Macon	625	Otolaryngology	010	Physicians	4
Macon	625	Otorhinolaryngology	010	Physicians	2
Macon	625	Pathology	010	Physicians	13
Macon	625	Pediatrics	010	Physicians	6
Macon	625	Physical Medicine/Rehabilitation	010	Physicians	1
Macon	625	Plastic Surgery	010	Physicians	2
Macon	625	Psychiatry	010	Physicians	4
Macon	625	Pulmonary Diseases	010	Physicians	2
Macon	625	Radiation Oncology	010	Physicians	4
Macon	625	Radiology	010	Physicians	1
Macon	625	Radiology Diagnosis	010	Physicians	8
Macon	625	Radiology Therapeutic	010	Physicians	2
Macon	625	Rheumatology	010	Physicians	1
Macon	625	Surgery General	010	Physicians	8
		Therapeutic Pharmaceutical			7
		Agents		Optometrists	
Macon	625	Agents	012	Optometrists	
Macon	625	Thoracic Surgery	010	Physicians	1
Macon	625	Urology	010	Physicians	3
Macon	625	Vascular Surgery	010	Physicians	1
Macoupin	ALL ZIPS	Diagnostic Pharmaceutical Agents	012	Optometrists	1
Macoupin	ALL ZIPS	Emergency Medicine	010	Physicians	2
Macoupin	ALL ZIPS	Family Practice	010	Physicians	5
Macoupin	ALL ZIPS	General Dentistry	011	Dentists	2
Macoupin	ALL ZIPS	Internal Medicine	010	Physicians	6
Macoupin	ALL ZIPS	Optometrists	012	Optometrists	1
Macoupin	ALL ZIPS	Podiatrists	013	Podiatrists	1
Macoupin	ALL ZIPS	Chiropractors	014	Chiropractors	3
Macoupin	ALL ZIPS	Nurse Practitioners	016	Nurse Practitioners	1

Table B.2: Specialists/Non-IHC Participating Primary Care Providers

The number of Non-Primary Care Providers accepting PCCM patients, by specialty designation, by Licensed profession and by county, and, for counties with a population of 100,000 or greater, by geo zip code

Macoupin	ALL ZIPS	Pediatrics	010	Physicians	3
		Therapeutic Pharmaceutical Agents			3
Macoupin	ALL ZIPS	Agents	012	Optometrists	
Madison	620	Allergy-Immunization	010	Physicians	1
Madison	620	Anesthesiology	010	Physicians	14
Madison	620	Cardiology	010	Physicians	5
Madison	620	Cardiovascular Diseases	010	Physicians	10
Madison	620	Cardiovascular Surgery	010	Physicians	2
Madison	620	Child Psychiatry	010	Physicians	2
Madison	620	Dermatology	010	Physicians	1
Madison	620	Diagnostic Pharmaceutical Agents	012	Optometrists	4
Madison	620	Emergency Medicine	010	Physicians	30
Madison	620	Endocrinology	010	Physicians	2
Madison	620	Family Practice	010	Physicians	26
Madison	620	Gastroenterology	010	Physicians	6
Madison	620	General Dentistry	011	Dentists	17
Madison	620	General Practice	010	Physicians	1
Madison	620	General Psychiatry Residency	016	Nurse Practitioners	5
Madison	620	Hematology	010	Physicians	1
Madison	620	Internal Medicine	010	Physicians	59
Madison	620	Podiatrists	013	Podiatrists	3
Madison	620	Chiropractors	014	Chiropractors	6
Madison	620	Nurse Practitioners	016	Nurse Practitioners	84
Madison	620	Physical Therapists	022	Physical Therapists	6
		Occupational Therapists		Occupational Therapists	5
Madison	620	Occupational Therapists	023	Therapists	
Madison	620	Speech Therapists	024	Speech Therapists	11
Madison	620	Nephrology	010	Physicians	4
Madison	620	Neurology	010	Physicians	5
Madison	620	Obstetric-Gynecology	010	Physicians	24
Madison	620	Obstetrics	010	Physicians	1
Madison	620	Oncology	010	Physicians	3
Madison	620	Ophthalmology	010	Physicians	3
Madison	620	Orthopedic Surgery	010	Physicians	13
Madison	620	Otolaryngology	010	Physicians	1
Madison	620	Otorhinolaryngology	010	Physicians	3
Madison	620	Pain Medicine	010	Physicians	1
Madison	620	Pediatrics	010	Physicians	12
Madison	620	Pedodontics	011	Dentists	1
Madison	620	Physical Medicine/Rehabilitation	010	Physicians	3
Madison	620	Plastic Surgery	010	Physicians	3
Madison	620	Psychiatry	010	Physicians	13
Madison	620	Pulmonary Diseases	010	Physicians	6

Table B.2: Specialists/Non-IHC Participating Primary Care Providers

The number of Non-Primary Care Providers accepting PCCM patients, by specialty designation, by Licensed profession and by county, and, for counties with a population of 100,000 or greater, by geo zip code

Madison	620	Radiation Oncology	010	Physicians	8
Madison	620	Radiology	010	Physicians	9
Madison	620	Radiology Diagnosis	010	Physicians	9
Madison	620	Radiology Therapeutic	010	Physicians	1
Madison	620	Surgery General	010	Physicians	15
Madison	620	Surgery Head/Neck	010	Physicians	1
Madison	620	Therapeutic Pharmaceutical Agents	012	Optometrists	12
Madison	620	Urological Surgery	010	Physicians	2
Madison	620	Urology	010	Physicians	2
Madison	620	Emergency Medicine	010	Physicians	7
Madison	622	Family Practice	010	Physicians	10
Madison	622	Gastroenterology	010	Physicians	1
Madison	622	General Dentistry	011	Dentists	1
Madison	622	General Practice	010	Physicians	1
Madison	622	Internal Medicine	010	Physicians	7
Madison	622	Nurse Practitioners	016	Nurse Practitioners	8
Madison	622	Occupational Therapists	023	Occupational Therapists	1
Madison	622	Speech Therapists	024	Speech Therapists	1
Madison	622	Orthopedic Surgery	010	Physicians	1
Madison	622	Pathology	010	Physicians	3
Madison	622	Surgery General	010	Physicians	2
Madison	622	Therapeutic Pharmaceutical Agents	012	Optometrists	5
Madison	622	Anesthesiology	010	Physicians	1
Marion	ALL ZIPS	Cardiology	010	Physicians	1
Marion	ALL ZIPS	Cardiovascular Diseases	010	Physicians	1
Marion	ALL ZIPS	Dermatology	010	Physicians	1
Marion	ALL ZIPS	Emergency Medicine	010	Physicians	5
Marion	ALL ZIPS	Family Practice	010	Physicians	1
Marion	ALL ZIPS	Gastroenterology	010	Physicians	1
Marion	ALL ZIPS	Internal Medicine	010	Physicians	9
Marion	ALL ZIPS	Podiatrists	013	Podiatrists	1
Marion	ALL ZIPS	Nurse Practitioners	016	Nurse Practitioners	8
Marion	ALL ZIPS	Physical Therapists	022	Physical Therapists	4
Marion	ALL ZIPS	Oncology	010	Physicians	1
Marion	ALL ZIPS	Orthopedic Surgery	010	Physicians	1
Marion	ALL ZIPS	Otorhinolaryngology	010	Physicians	1
Marion	ALL ZIPS	Pathology	010	Physicians	1
Marion	ALL ZIPS	Psychiatry	010	Physicians	2
Marion	ALL ZIPS	Radiology	010	Physicians	7
Marion	ALL ZIPS	Radiology Diagnosis	010	Physicians	2
Marion	ALL ZIPS	Surgery General	010	Physicians	2
Marion	ALL ZIPS				5

Table B.2: Specialists/Non-IHC Participating Primary Care Providers

The number of Non-Primary Care Providers accepting PCCM patients, by specialty designation, by Licensed profession and by county, and, for counties with a population of 100,000 or greater, by geo zip code

		Therapeutic Pharmaceutical Agents	012	Optometrists	6
Marion	ALL ZIPS	Urological Surgery	010	Physicians	1
Marion	ALL ZIPS	Vascular Surgery	010	Physicians	1
Marshall	ALL ZIPS	Diagnostic Pharmaceutical Agents	012	Optometrists	1
Mason	ALL ZIPS	Emergency Medicine	010	Physicians	2
Mason	ALL ZIPS	Family Practice	010	Physicians	3
Mason	ALL ZIPS	Internal Medicine	010	Physicians	2
Mason	ALL ZIPS	Pediatrics	010	Physicians	1
Massac	ALL ZIPS	Emergency Medicine	010	Physicians	2
Massac	ALL ZIPS	Family Practice	010	Physicians	2
Massac	ALL ZIPS	Gastroenterology	010	Physicians	1
Massac	ALL ZIPS	Chiropractors	014	Chiropractors	1
Massac	ALL ZIPS	Physical Therapists	022	Physical Therapists	1
Massac	ALL ZIPS	Speech Therapists	024	Speech Therapists	1
		Therapeutic Pharmaceutical Agents			1
Massac	ALL ZIPS	Agents	012	Optometrists	
McDonough	ALL ZIPS	Anesthesiology	010	Physicians	1
McDonough	ALL ZIPS	Child Psychiatry	010	Physicians	1
McDonough	ALL ZIPS	Dermatology	010	Physicians	1
McDonough	ALL ZIPS	Diagnostic Pharmaceutical Agents	012	Optometrists	2
McDonough	ALL ZIPS	Emergency Medicine	010	Physicians	5
McDonough	ALL ZIPS	Family Practice	010	Physicians	4
McDonough	ALL ZIPS	Gastroenterology	010	Physicians	1
McDonough	ALL ZIPS	Internal Medicine	010	Physicians	4
McDonough	ALL ZIPS	Chiropractors	014	Chiropractors	2
McDonough	ALL ZIPS	Nurse Practitioners	016	Nurse Practitioners	7
McDonough	ALL ZIPS	Physical Therapists	022	Physical Therapists	1
McDonough	ALL ZIPS	Audiologists	025	Audiologists	1
McDonough	ALL ZIPS	Obstetric-Gynecology	010	Physicians	2
McDonough	ALL ZIPS	Ophthalmology	010	Physicians	1
McDonough	ALL ZIPS	Orthopedic Surgery	010	Physicians	3
McDonough	ALL ZIPS	Otolaryngology	010	Physicians	1
McDonough	ALL ZIPS	Pathology	010	Physicians	3
McDonough	ALL ZIPS	Psychiatry	010	Physicians	2
McDonough	ALL ZIPS	Radiation Oncology	010	Physicians	2
McDonough	ALL ZIPS	Radiology	010	Physicians	3
McDonough	ALL ZIPS	Surgery General	010	Physicians	5
		Therapeutic Pharmaceutical Agents			4
McDonough	ALL ZIPS	Agents	012	Optometrists	
McHenry	600	Allergy	010	Physicians	1
McHenry	600	Allergy-Immunization	010	Physicians	2
McHenry	600	Anesthesiology	010	Physicians	20
McHenry	600	Cardiology	010	Physicians	6

Table B.2: Specialists/Non-IHC Participating Primary Care Providers

The number of Non-Primary Care Providers accepting PCCM patients, by specialty designation, by Licensed profession and by county, and, for counties with a population of 100,000 or greater, by geo zip code

McHenry	600	Cardiovascular Diseases	010	Physicians	7
McHenry	600	Cardiovascular Surgery	010	Physicians	1
McHenry	600	Child Psychiatry	010	Physicians	2
McHenry	600	Dermatology	010	Physicians	1
McHenry	600	Diagnostic Pharmaceutical Agents	012	Optometrists	1
McHenry	600	Emergency Medicine	010	Physicians	28
McHenry	600	Endocrinology	010	Physicians	3
McHenry	600	Family Practice	010	Physicians	16
McHenry	600	Gastroenterology	010	Physicians	2
McHenry	600	General Dentistry	011	Dentists	3
McHenry	600	General Practice	010	Physicians	1
McHenry	600	Geriatrics	010	Physicians	1
McHenry	600	Hematology	010	Physicians	2
McHenry	600	Infectious Diseases	010	Physicians	1
McHenry	600	Internal Medicine	010	Physicians	35
McHenry	600	Podiatrists	013	Podiatrists	4
McHenry	600	Chiropractors	014	Chiropractors	8
McHenry	600	Nurse Practitioners	016	Nurse Practitioners	27
McHenry	600	Physical Therapists	022	Physical Therapists	13
				Occupational	13
McHenry	600	Occupational Therapists	023	Therapists	
McHenry	600	Speech Therapists	024	Speech Therapists	13
McHenry	600	Audiologists	025	Audiologists	3
McHenry	600	Neonatal-Perinatal Medicine	010	Physicians	1
McHenry	600	Neonatology	010	Physicians	4
McHenry	600	Nephrology	010	Physicians	5
McHenry	600	Neurology	010	Physicians	5
McHenry	600	Neurology Surgery	010	Physicians	1
McHenry	600	Obstetric-Gynecology	010	Physicians	17
McHenry	600	Oncology	010	Physicians	2
McHenry	600	Ophthalmology	010	Physicians	5
McHenry	600	Orthopedic Surgery	010	Physicians	18
McHenry	600	Otolaryngology	010	Physicians	1
McHenry	600	Otorhinolaryngology	010	Physicians	7
McHenry	600	Pathology	010	Physicians	8
McHenry	600	Pediatrics	010	Physicians	3
McHenry	600	Physical Medicine/Rehabilitation	010	Physicians	2
McHenry	600	Psychiatry	010	Physicians	11
McHenry	600	Pulmonary Diseases	010	Physicians	2
McHenry	600	Radiology	010	Physicians	10
McHenry	600	Radiology Diagnosis	010	Physicians	11
McHenry	600	Radiology Therapeutic	010	Physicians	1
McHenry	600	Rheumatology	010	Physicians	4

Table B.2: Specialists/Non-IHC Participating Primary Care Providers

The number of Non-Primary Care Providers accepting PCCM patients, by specialty designation, by Licensed profession and by county, and, for counties with a population of 100,000 or greater, by geo zip code

McHenry	600	Surgery General	010	Physicians	10
		Therapeutic Pharmaceutical Agents			10
McHenry	600	Agents	012	Optometrists	
McHenry	600	Urological Surgery	010	Physicians	2
McHenry	600	Urology	010	Physicians	1
McHenry	600	Vascular Surgery	010	Physicians	1
McHenry	601	Child Neurology	010	Physicians	1
McHenry	601	Diagnostic Pharmaceutical Agents	012	Optometrists	1
McHenry	601	Emergency Medicine	010	Physicians	1
McHenry	601	Endocrinology	010	Physicians	1
McHenry	601	Family Practice	010	Physicians	3
McHenry	601	Internal Medicine	010	Physicians	2
McHenry	601	Podiatrists	013	Podiatrists	1
McHenry	601	Chiropractors	014	Chiropractors	1
McHenry	601	Nurse Practitioners	016	Nurse Practitioners	5
McHenry	601	Speech Therapists	024	Speech Therapists	1
McHenry	601	Obstetric-Gynecology	010	Physicians	7
McHenry	601	Pediatrics	010	Physicians	1
McHenry	601	Physical Medicine/Rehabilitation	010	Physicians	3
		Therapeutic Pharmaceutical Agents			5
McHenry	601	Agents	012	Optometrists	
McHenry	611	Internal Medicine	010	Physicians	1
McLean	614	Speech Therapists	024	Speech Therapists	1
McLean	617	Affiliated with FQHC	010	Physicians	1
McLean	617	Allergy-Immunization	010	Physicians	1
McLean	617	Anesthesiology	010	Physicians	18
McLean	617	Cardiology	010	Physicians	6
McLean	617	Cardiovascular Diseases	010	Physicians	5
McLean	617	Cardiovascular Surgery	010	Physicians	1
McLean	617	Child Psychiatry	010	Physicians	1
McLean	617	Colon - Rectal Surgery	010	Physicians	1
McLean	617	Dermatology	010	Physicians	5
McLean	617	Diagnostic Pharmaceutical Agents	010	Physicians	1
McLean	617	Diagnostic Pharmaceutical Agents	012	Optometrists	2
McLean	617	Emergency Medicine	010	Physicians	25
McLean	617	Endocrinology	010	Physicians	1
McLean	617	Family Practice	010	Physicians	17
McLean	617	Gastroenterology	010	Physicians	7
McLean	617	General Dentistry	011	Dentists	5
McLean	617	Hematology	010	Physicians	1
McLean	617	Infectious Diseases	010	Physicians	2
McLean	617	Internal Medicine	010	Physicians	25
McLean	617	Maxillofacial Surgery	010	Physicians	1

Table B.2: Specialists/Non-IHC Participating Primary Care Providers

The number of Non-Primary Care Providers accepting PCCM patients, by specialty designation, by Licensed profession and by county, and, for counties with a population of 100,000 or greater, by geo zip code

McLean	617	Optometrists	012	Optometrists	1
McLean	617	Podiatrists	013	Podiatrists	7
McLean	617	Chiropractors	014	Chiropractors	1
McLean	617	Nurse Practitioners	016	Nurse Practitioners	47
McLean	617	Physical Therapists	022	Physical Therapists	6
				Occupational	4
				Therapists	
McLean	617	Occupational Therapists	023	Therapists	10
McLean	617	Speech Therapists	024	Speech Therapists	9
McLean	617	Audiologists	025	Audiologists	7
McLean	617	Neurology	010	Physicians	3
McLean	617	Neurology Surgery	010	Physicians	19
McLean	617	Obstetric-Gynecology	010	Physicians	3
McLean	617	Oncology	010	Physicians	8
McLean	617	Ophthalmology	010	Physicians	14
McLean	617	Orthopedic Surgery	010	Physicians	3
McLean	617	Otolaryngology	010	Physicians	2
McLean	617	Otorhinolaryngology	010	Physicians	1
McLean	617	Palliative Care	010	Physicians	4
McLean	617	Pathology	010	Physicians	1
McLean	617	Pediatric Allergies	010	Physicians	3
McLean	617	Pediatrics	010	Physicians	3
McLean	617	Physical Medicine/Rehabilitation	010	Physicians	3
McLean	617	Plastic Surgery	010	Physicians	3
McLean	617	Psychiatry	010	Physicians	9
McLean	617	Pulmonary Diseases	010	Physicians	5
McLean	617	Radiation Oncology	010	Physicians	4
McLean	617	Radiology	010	Physicians	3
McLean	617	Radiology Diagnosis	010	Physicians	9
McLean	617	Rheumatology	010	Physicians	2
McLean	617	Surgery General	010	Physicians	7
		Therapeutic Pharmaceutical			10
McLean	617	Agents	012	Optometrists	
McLean	617	Thoracic Surgery	010	Physicians	1
McLean	617	Urological Surgery	010	Physicians	3
McLean	617	Urology	010	Physicians	3
Menard	ALL ZIPS	Family Practice	010	Physicians	1
Menard	ALL ZIPS	Speech Therapists	024	Speech Therapists	2
Mercer	ALL ZIPS	Adolescent-Medicine	010	Physicians	1
Mercer	ALL ZIPS	General Practice	010	Physicians	1
Mercer	ALL ZIPS	Internal Medicine	010	Physicians	1
Mercer	ALL ZIPS	Podiatrists	013	Podiatrists	1
Mercer	ALL ZIPS	Chiropractors	014	Chiropractors	2
Mercer	ALL ZIPS	Nurse Practitioners	016	Nurse Practitioners	1

Table B.2: Specialists/Non-IHC Participating Primary Care Providers

The number of Non-Primary Care Providers accepting PCCM patients, by specialty designation, by Licensed profession and by county, and, for counties with a population of 100,000 or greater, by geo zip code

Mercer	ALL ZIPS	Physical Therapists	022	Physical Therapists	1
Mercer	ALL ZIPS	Speech Therapists	024	Speech Therapists	1
Mercer	ALL ZIPS	Psychiatry	010	Physicians	1
Monroe	ALL ZIPS	Anesthesiology	010	Physicians	3
Monroe	ALL ZIPS	Diagnostic Pharmaceutical Agents	012	Optometrists	3
Monroe	ALL ZIPS	General Dentistry	011	Dentists	3
Monroe	ALL ZIPS	Chiropractors	014	Chiropractors	3
Monroe	ALL ZIPS	Nurse Practitioners	016	Nurse Practitioners	2
Monroe	ALL ZIPS	Obstetric-Gynecology	010	Physicians	1
Monroe	ALL ZIPS	Otorhinolaryngology	010	Physicians	1
Monroe	ALL ZIPS	Therapeutic Pharmaceutical Agents	012	Optometrists	2
Montgomery	ALL ZIPS	Anesthesiology	010	Physicians	6
Montgomery	ALL ZIPS	Diagnostic Pharmaceutical Agents	012	Optometrists	2
Montgomery	ALL ZIPS	Emergency Medicine	010	Physicians	3
Montgomery	ALL ZIPS	Family Practice	010	Physicians	12
Montgomery	ALL ZIPS	General Dentistry	011	Dentists	2
Montgomery	ALL ZIPS	Internal Medicine	010	Physicians	3
Montgomery	ALL ZIPS	Nurse Practitioners	016	Nurse Practitioners	6
Montgomery	ALL ZIPS	Physical Therapists	022	Physical Therapists	1
Montgomery	ALL ZIPS	Audiologists	025	Audiologists	2
Montgomery	ALL ZIPS	Orthopedic Surgery	010	Physicians	1
Montgomery	ALL ZIPS	Radiology Therapeutic	010	Physicians	1
Montgomery	ALL ZIPS	Surgery General	010	Physicians	1
Montgomery	ALL ZIPS	Therapeutic Pharmaceutical Agents	012	Optometrists	3
Morgan	ALL ZIPS	Anesthesiology	010	Physicians	14
Morgan	ALL ZIPS	Cardiovascular Diseases	010	Physicians	1
Morgan	ALL ZIPS	Child Psychiatry	010	Physicians	1
Morgan	ALL ZIPS	Diagnostic Pharmaceutical Agents	012	Optometrists	1
Morgan	ALL ZIPS	Emergency Medicine	010	Physicians	6
Morgan	ALL ZIPS	Family Practice	010	Physicians	14
Morgan	ALL ZIPS	Internal Medicine	010	Physicians	6
Morgan	ALL ZIPS	Podiatrists	013	Podiatrists	4
Morgan	ALL ZIPS	Chiropractors	014	Chiropractors	3
Morgan	ALL ZIPS	Nurse Practitioners	016	Nurse Practitioners	10
Morgan	ALL ZIPS	Physical Therapists	022	Physical Therapists	3
Morgan	ALL ZIPS	Speech Therapists	024	Speech Therapists	3
Morgan	ALL ZIPS	Neuropathology	010	Physicians	1
Morgan	ALL ZIPS	Obstetric-Gynecology	010	Physicians	4
Morgan	ALL ZIPS	Ophthalmology	010	Physicians	2
Morgan	ALL ZIPS	Orthopedic Surgery	010	Physicians	2
Morgan	ALL ZIPS	Otorhinolaryngology	010	Physicians	1

Table B.2: Specialists/Non-IHC Participating Primary Care Providers

The number of Non-Primary Care Providers accepting PCCM patients, by specialty designation, by Licensed profession and by county, and, for counties with a population of 100,000 or greater, by geo zip code

Morgan	ALL ZIPS	Pathology	010	Physicians	1
Morgan	ALL ZIPS	Pediatrics	010	Physicians	3
Morgan	ALL ZIPS	Surgery General	010	Physicians	4
		Therapeutic Pharmaceutical Agents			3
Morgan	ALL ZIPS	Agents	012	Optometrists	
Morgan	ALL ZIPS	Urological Surgery	010	Physicians	1
Moultrie	ALL ZIPS	Emergency Medicine	010	Physicians	1
Moultrie	ALL ZIPS	Family Practice	010	Physicians	3
Moultrie	ALL ZIPS	Nurse Practitioners	016	Nurse Practitioners	1
Moultrie	ALL ZIPS	Neurology	010	Physicians	1
Ogle	ALL ZIPS	Emergency Medicine	010	Physicians	15
Ogle	ALL ZIPS	Family Practice	010	Physicians	1
Ogle	ALL ZIPS	Chiropractors	014	Chiropractors	4
Ogle	ALL ZIPS	Nurse Practitioners	016	Nurse Practitioners	6
Ogle	ALL ZIPS	Speech Therapists	024	Speech Therapists	1
Ogle	ALL ZIPS	Surgery General	010	Physicians	1
		Therapeutic Pharmaceutical Agents			2
Ogle	ALL ZIPS	Agents	012	Optometrists	
Peoria	605	Nurse Practitioners	016	Nurse Practitioners	1
Peoria	615	Family Practice	010	Physicians	2
Peoria	615	Internal Medicine	010	Physicians	2
Peoria	615	Speech Therapists	024	Speech Therapists	2
		Therapeutic Pharmaceutical Agents			1
Peoria	615	Agents	012	Optometrists	
Peoria	616	Admitting Privileges	010	Physicians	1
Peoria	616	Affiliated with FQHC	010	Physicians	3
Peoria	616	Allergy-Immunization	010	Physicians	3
Peoria	616	Anesthesiology	010	Physicians	54
Peoria	616	Cardiology	010	Physicians	8
Peoria	616	Cardiovascular Diseases	010	Physicians	20
Peoria	616	Cardiovascular Surgery	010	Physicians	3
Peoria	616	Child Neurology	010	Physicians	2
Peoria	616	Child Psychiatry	010	Physicians	2
Peoria	616	Colon - Rectal Surgery	010	Physicians	1
Peoria	616	Dermatology	010	Physicians	5
Peoria	616	Diagnostic Pharmaceutical Agents	010	Physicians	1
Peoria	616	Diagnostic Pharmaceutical Agents	012	Optometrists	5
Peoria	616	Emergency Medicine	010	Physicians	59
Peoria	616	Endocrinology	010	Physicians	2
Peoria	616	Family Practice	010	Physicians	38
Peoria	616	Gastroenterology	010	Physicians	16
Peoria	616	General Dentistry	011	Dentists	19
Peoria	616	General Practice	010	Physicians	7
Peoria	616	General Practice	011	Dentists	1

Table B.2: Specialists/Non-IHC Participating Primary Care Providers

The number of Non-Primary Care Providers accepting PCCM patients, by specialty designation, by Licensed profession and by county, and, for counties with a population of 100,000 or greater, by geo zip code

Peoria	616	General Psychiatry Residency	016	Nurse Practitioners	2
Peoria	616	Geriatrics	010	Physicians	1
Peoria	616	Hematology	010	Physicians	1
Peoria	616	Infectious Diseases	010	Physicians	2
Peoria	616	Internal Medicine	010	Physicians	71
Peoria	616	Maternal and Fetal Medicine	010	Physicians	1
Peoria	616	Mobile Unit	016	Nurse Practitioners	1
Peoria	616	Physicians	010	Physicians	1
Peoria	616	Podiatrists	013	Podiatrists	8
Peoria	616	Chiropractors	014	Chiropractors	3
Peoria	616	Nurse Practitioners	016	Nurse Practitioners	108
Peoria	616	Physical Therapists	022	Physical Therapists	17
				Occupational	2
Peoria	616	Occupational Therapists	023	Therapists	
Peoria	616	Speech Therapists	024	Speech Therapists	9
Peoria	616	Audiologists	025	Audiologists	3
Peoria	616	Neonatal-Perinatal Medicine	010	Physicians	3
Peoria	616	Neonatology	010	Physicians	4
Peoria	616	Nephrology	010	Physicians	11
Peoria	616	Neurology	010	Physicians	25
Peoria	616	Neurology Surgery	010	Physicians	7
Peoria	616	Nuclear Medicine	010	Physicians	1
Peoria	616	Obstetric-Gynecology	010	Physicians	34
Peoria	616	Obstetrics	010	Physicians	1
Peoria	616	Oncology	010	Physicians	14
Peoria	616	Ophthalmology	010	Physicians	18
Peoria	616	Oral Surgery	011	Dentists	2
Peoria	616	Orthopedic Surgery	010	Physicians	25
Peoria	616	Other Specialty	011	Dentists	1
Peoria	616	Otolaryngology	010	Physicians	1
Peoria	616	Otorhinolaryngology	010	Physicians	4
Peoria	616	Pathology	010	Physicians	32
Peoria	616	Pediatric Cardiology	010	Physicians	3
Peoria	616	Pediatric Endocrinology	010	Physicians	5
Peoria	616	Pediatric Hematology Oncology	010	Physicians	2
Peoria	616	Pediatric Nephrology	010	Physicians	2
Peoria	616	Pediatric Pulmonary	010	Physicians	1
Peoria	616	Pediatric Surgery	010	Physicians	2
Peoria	616	Pediatrics	010	Physicians	36
Peoria	616	Physical Medicine/Rehabilitation	010	Physicians	7
Peoria	616	Plastic Surgery	010	Physicians	3
Peoria	616	Psychiatry	010	Physicians	23
Peoria	616	Pulmonary Diseases	010	Physicians	7

Table B.2: Specialists/Non-IHC Participating Primary Care Providers

The number of Non-Primary Care Providers accepting PCCM patients, by specialty designation, by Licensed profession and by county, and, for counties with a population of 100,000 or greater, by geo zip code

Peoria	616	Radiation Oncology	010	Physicians	2
Peoria	616	Radiology	010	Physicians	24
Peoria	616	Radiology Diagnosis	010	Physicians	40
Peoria	616	Rheumatology	010	Physicians	4
Peoria	616	Surgery General	010	Physicians	25
		Therapeutic Pharmaceutical			15
Peoria	616	Agents	012	Optometrists	
Peoria	616	Thoracic Surgery	010	Physicians	6
Peoria	616	Urological Surgery	010	Physicians	4
Peoria	616	Urology	010	Physicians	5
Peoria	616	Vascular Surgery	010	Physicians	1
Peoria	619	Anesthesiology	010	Physicians	1
Perry	ALL ZIPS	Allergy-Immunization	010	Physicians	1
Perry	ALL ZIPS	Emergency Medicine	010	Physicians	3
Perry	ALL ZIPS	Family Practice	010	Physicians	4
Perry	ALL ZIPS	General Dentistry	011	Dentists	1
Perry	ALL ZIPS	Internal Medicine	010	Physicians	3
Perry	ALL ZIPS	Nurse Practitioners	016	Nurse Practitioners	1
		Occupational			1
Perry	ALL ZIPS	Occupational Therapists	023	Therapists	
		Therapeutic Pharmaceutical			3
Perry	ALL ZIPS	Agents	012	Optometrists	
Piatt	ALL ZIPS	Family Practice	010	Physicians	3
Piatt	ALL ZIPS	General Practice	010	Physicians	1
Piatt	ALL ZIPS	Chiropractors	014	Chiropractors	1
Piatt	ALL ZIPS	Nurse Practitioners	016	Nurse Practitioners	3
Piatt	ALL ZIPS	Obstetric-Gynecology	010	Physicians	1
Pike	ALL ZIPS	Emergency Medicine	010	Physicians	5
Pike	ALL ZIPS	Family Practice	010	Physicians	4
Pike	ALL ZIPS	General Dentistry	011	Dentists	1
Pike	ALL ZIPS	General Practice	010	Physicians	1
Pike	ALL ZIPS	Internal Medicine	010	Physicians	4
Pike	ALL ZIPS	Nurse Practitioners	016	Nurse Practitioners	4
Pike	ALL ZIPS	Physical Therapists	022	Physical Therapists	4
Pike	ALL ZIPS	Pediatrics	010	Physicians	1
		Therapeutic Pharmaceutical			2
Pike	ALL ZIPS	Agents	012	Optometrists	
Pope	ALL ZIPS	Emergency Medicine	010	Physicians	1
Pulaski	ALL ZIPS	Physical Therapists	022	Physical Therapists	2
Putnam	ALL ZIPS	Family Practice	010	Physicians	1
Randolph	ALL ZIPS	Anesthesiology	010	Physicians	1
Randolph	ALL ZIPS	Cardiology	010	Physicians	2
Randolph	ALL ZIPS	Cardiovascular Diseases	010	Physicians	2
Randolph	ALL ZIPS	Dermatology	010	Physicians	1

Table B.2: Specialists/Non-IHC Participating Primary Care Providers

The number of Non-Primary Care Providers accepting PCCM patients, by specialty designation, by Licensed profession and by county, and, for counties with a population of 100,000 or greater, by geo zip code

Randolph	ALL ZIPS	Diagnostic Pharmaceutical Agents	012	Optometrists	1
Randolph	ALL ZIPS	Emergency Medicine	010	Physicians	8
Randolph	ALL ZIPS	Family Practice	010	Physicians	7
Randolph	ALL ZIPS	General Dentistry	011	Dentists	1
Randolph	ALL ZIPS	Nurse Practitioners	016	Nurse Practitioners	16
Randolph	ALL ZIPS	Nephrology	010	Physicians	1
Randolph	ALL ZIPS	Obstetric-Gynecology	010	Physicians	1
Randolph	ALL ZIPS	Pulmonary Diseases	010	Physicians	1
Randolph	ALL ZIPS	Surgery General	010	Physicians	2
Richland	ALL ZIPS	Emergency Medicine	010	Physicians	2
Richland	ALL ZIPS	Family Practice	010	Physicians	3
Richland	ALL ZIPS	General Practice	010	Physicians	1
Richland	ALL ZIPS	Internal Medicine	010	Physicians	5
Richland	ALL ZIPS	Chiropractors	014	Chiropractors	2
Richland	ALL ZIPS	Nurse Practitioners	016	Nurse Practitioners	8
Richland	ALL ZIPS	Physical Therapists	022	Physical Therapists	1
				Occupational	1
				Therapists	
Richland	ALL ZIPS	Occupational Therapists	023	Therapists	
Richland	ALL ZIPS	Speech Therapists	024	Speech Therapists	3
Richland	ALL ZIPS	Neurology	010	Physicians	1
Richland	ALL ZIPS	Obstetric-Gynecology	010	Physicians	3
Richland	ALL ZIPS	Oncology	010	Physicians	1
Richland	ALL ZIPS	Orthopedic Surgery	010	Physicians	2
Richland	ALL ZIPS	Otorhinolaryngology	010	Physicians	1
Richland	ALL ZIPS	Pathology	010	Physicians	1
Richland	ALL ZIPS	Pediatrics	010	Physicians	3
Richland	ALL ZIPS	Psychiatry	010	Physicians	1
Richland	ALL ZIPS	Radiology Diagnosis	010	Physicians	2
				Therapeutic Pharmaceutical	1
				Agents	
Richland	ALL ZIPS	Agents	012	Optometrists	
Richland	ALL ZIPS	Urological Surgery	010	Physicians	1
Rock Island	602	Urology	010	Physicians	1
Rock Island	605	Neurology	010	Physicians	1
Rock Island	612	Admitting Privileges	010	Physicians	2
Rock Island	612	Allergy-Immunization	010	Physicians	1
Rock Island	612	Anesthesiology	010	Physicians	17
Rock Island	612	Cardiology	010	Physicians	2
Rock Island	612	Cardiovascular Diseases	010	Physicians	3
Rock Island	612	Child Psychiatry	010	Physicians	1
Rock Island	612	Colon - Rectal Surgery	010	Physicians	1
Rock Island	612	Dermatology	010	Physicians	1
Rock Island	612	Diagnostic Pharmaceutical Agents	012	Optometrists	2
Rock Island	612	Emergency Medicine	010	Physicians	18

Table B.2: Specialists/Non-IHC Participating Primary Care Providers

The number of Non-Primary Care Providers accepting PCCM patients, by specialty designation, by Licensed profession and by county, and, for counties with a population of 100,000 or greater, by geo zip code

Rock Island	612	Endocrinology	010	Physicians	2
Rock Island	612	Family Practice	010	Physicians	18
Rock Island	612	Gastroenterology	010	Physicians	7
Rock Island	612	General Dentistry	011	Dentists	10
Rock Island	612	General Practice	010	Physicians	3
Rock Island	612	Gynecology	010	Physicians	1
Rock Island	612	Internal Medicine	010	Physicians	34
Rock Island	612	Maxillofacial Surgery	010	Physicians	1
Rock Island	612	Maxillofacial Surgery	011	Dentists	1
Rock Island	612	Optometrists	012	Optometrists	1
Rock Island	612	Podiatrists	013	Podiatrists	3
Rock Island	612	Chiropractors	014	Chiropractors	19
Rock Island	612	Nurse Practitioners	016	Nurse Practitioners	37
Rock Island	612	Physical Therapists	022	Physical Therapists	15
				Occupational	4
Rock Island	612	Occupational Therapists	023	Therapists	
Rock Island	612	Speech Therapists	024	Speech Therapists	4
Rock Island	612	Audiologists	025	Audiologists	3
Rock Island	612	Neonatology	010	Physicians	3
Rock Island	612	Nephrology	010	Physicians	5
Rock Island	612	Neurology	010	Physicians	9
Rock Island	612	Neurology Surgery	010	Physicians	1
Rock Island	612	Obstetric-Gynecology	010	Physicians	13
Rock Island	612	Oncology	010	Physicians	1
Rock Island	612	Ophthalmology	010	Physicians	15
Rock Island	612	Oral Surgery	011	Dentists	1
Rock Island	612	Orthodontist	011	Dentists	1
Rock Island	612	Orthopedic Surgery	010	Physicians	12
Rock Island	612	Otolaryngology	010	Physicians	1
Rock Island	612	Otorhinolaryngology	010	Physicians	1
Rock Island	612	Pathology	010	Physicians	14
Rock Island	612	Pediatric Cardiology	010	Physicians	3
Rock Island	612	Pediatrics	010	Physicians	6
Rock Island	612	Physical Medicine/Rehabilitation	010	Physicians	2
Rock Island	612	Plastic Surgery	010	Physicians	1
Rock Island	612	Psychiatry	010	Physicians	7
Rock Island	612	Pulmonary Diseases	010	Physicians	3
Rock Island	612	Radiation Oncology	010	Physicians	2
Rock Island	612	Radiology	010	Physicians	9
Rock Island	612	Radiology Diagnosis	010	Physicians	3
Rock Island	612	Radiology Therapeutic	010	Physicians	1
Rock Island	612	Surgery General	010	Physicians	11
Rock Island	612	Therapeutic Pharmaceutical	012	Optometrists	12

Table B.2: Specialists/Non-IHC Participating Primary Care Providers

The number of Non-Primary Care Providers accepting PCCM patients, by specialty designation, by Licensed profession and by county, and, for counties with a population of 100,000 or greater, by geo zip code

County	Geo Zip Code	Specialty	Licensed Profession	Count
Agents				
Rock Island	612	Thoracic Surgery	Physicians	1
Rock Island	612	Urological Surgery	Physicians	1
Rock Island	612	Urology	Physicians	2
Saline	ALL ZIPS	Anesthesiology	Physicians	1
Saline	ALL ZIPS	Diagnostic Pharmaceutical Agents	Optometrists	1
Saline	ALL ZIPS	Emergency Medicine	Physicians	2
Saline	ALL ZIPS	Family Practice	Physicians	15
Saline	ALL ZIPS	General Practice	Physicians	1
Saline	ALL ZIPS	Internal Medicine	Physicians	4
Saline	ALL ZIPS	Podiatrists	Podiatrists	1
Saline	ALL ZIPS	Chiropractors	Chiropractors	1
Saline	ALL ZIPS	Nurse Practitioners	Nurse Practitioners	7
Saline	ALL ZIPS	Speech Therapists	Speech Therapists	1
Saline	ALL ZIPS	Pediatrics	Physicians	1
Saline	ALL ZIPS	Radiology Diagnosis	Physicians	1
Saline	ALL ZIPS	Surgery General	Physicians	3
Saline	ALL ZIPS	Therapeutic Pharmaceutical Agents	Optometrists	2
Sangamon	617	Pediatrics	Physicians	1
Sangamon	625	Occupational Therapists	Occupational Therapists	1
Sangamon	625	Pathology	Physicians	1
Sangamon	626	Diagnostic Pharmaceutical Agents	Optometrists	1
Sangamon	626	Family Practice	Physicians	1
Sangamon	626	Nurse Practitioners	Nurse Practitioners	2
Sangamon	626	Physical Therapists	Physical Therapists	3
Sangamon	626	Speech Therapists	Speech Therapists	3
Sangamon	627	Admitting Privileges	Physicians	3
Sangamon	627	Allergy-Immunization	Physicians	3
Sangamon	627	Anesthesiology	Physicians	33
Sangamon	627	Cardiology	Physicians	10
Sangamon	627	Cardiovascular Diseases	Physicians	18
Sangamon	627	Cardiovascular Surgery	Physicians	2
Sangamon	627	Child Neurology	Physicians	2
Sangamon	627	Child Psychiatry	Physicians	4
Sangamon	627	Child/Adolescent Psychiatry Residency	Nurse Practitioners	1
Sangamon	627	Colon - Rectal Surgery	Physicians	6
Sangamon	627	Dermatology	Physicians	14
Sangamon	627	Diagnostic Pharmaceutical Agents	Optometrists	4
Sangamon	627	Emergency Medicine	Physicians	43
Sangamon	627	Endocrinology	Physicians	12
Sangamon	627	Family Practice	Physicians	49

Table B.2: Specialists/Non-IHC Participating Primary Care Providers

The number of Non-Primary Care Providers accepting PCCM patients, by specialty designation, by Licensed profession and by county, and, for counties with a population of 100,000 or greater, by geo zip code

Sangamon	627	Gastroenterology	010	Physicians	14
Sangamon	627	General Dentistry	011	Dentists	16
Sangamon	627	General Practice	010	Physicians	3
Sangamon	627	General Psychiatry Residency	016	Nurse Practitioners	2
Sangamon	627	Gynecology	010	Physicians	3
Sangamon	627	Hematology	010	Physicians	6
Sangamon	627	Infectious Diseases	010	Physicians	12
Sangamon	627	Internal Medicine	010	Physicians	83
Sangamon	627	Maternal and Fetal Medicine	010	Physicians	1
Sangamon	627	Maxillofacial Surgery	011	Dentists	1
Sangamon	627	Physicians	010	Physicians	2
Sangamon	627	Podiatrists	013	Podiatrists	5
Sangamon	627	Chiropractors	014	Chiropractors	3
Sangamon	627	Nurse Practitioners	016	Nurse Practitioners	111
Sangamon	627	Registered nurse	020	Registered nurse	1
Sangamon	627	Physical Therapists	022	Physical Therapists	20
				Occupational Therapists	6
Sangamon	627	Occupational Therapists	023	Therapists	5
Sangamon	627	Speech Therapists	024	Speech Therapists	15
Sangamon	627	Audiologists	025	Audiologists	1
Sangamon	627	Neonatal-Perinatal Medicine	010	Physicians	2
Sangamon	627	Neonatology	010	Physicians	13
Sangamon	627	Nephrology	010	Physicians	16
Sangamon	627	Neurology	010	Physicians	8
Sangamon	627	Neurology Surgery	010	Physicians	41
Sangamon	627	Obstetric-Gynecology	010	Physicians	11
Sangamon	627	Oncology	010	Physicians	16
Sangamon	627	Ophthalmology	010	Physicians	33
Sangamon	627	Orthopedic Surgery	010	Physicians	4
Sangamon	627	Otolaryngology	010	Physicians	8
Sangamon	627	Otorhinolaryngology	010	Physicians	25
Sangamon	627	Pathology	010	Physicians	2
Sangamon	627	Pediatric Cardiology	010	Physicians	2
Sangamon	627	Pediatric Hematology Oncology	010	Physicians	1
Sangamon	627	Pediatric Pulmonary	010	Physicians	5
Sangamon	627	Pediatric Surgery	010	Physicians	30
Sangamon	627	Pediatrics	010	Physicians	1
Sangamon	627	Pedodontics	010	Physicians	1
Sangamon	627	Pedodontics	011	Dentists	3
Sangamon	627	Physical Medicine/Rehabilitation	010	Physicians	9
Sangamon	627	Plastic Surgery	010	Physicians	31
Sangamon	627	Psychiatry	010	Physicians	17
Sangamon	627	Pulmonary Diseases	010	Physicians	

Table B.2: Specialists/Non-IHC Participating Primary Care Providers

The number of Non-Primary Care Providers accepting PCCM patients, by specialty designation, by Licensed profession and by county, and, for counties with a population of 100,000 or greater, by geo zip code

Sangamon	627	Radiology	010	Physicians	31
Sangamon	627	Radiology Diagnosis	010	Physicians	39
Sangamon	627	Radiology Therapeutic	010	Physicians	2
Sangamon	627	Reproductive Endocrinology	010	Physicians	1
Sangamon	627	Rheumatology	010	Physicians	7
Sangamon	627	Surgery General	010	Physicians	22
Sangamon	627	Therapeutic Pharmaceutical Agents	012	Optometrists	17
Sangamon	627	Thoracic Surgery	010	Physicians	4
Sangamon	627	Traumatic Surgery	010	Physicians	4
Sangamon	627	Urological Surgery	010	Physicians	5
Sangamon	627	Urology	010	Physicians	7
Sangamon	627	Vascular Surgery	010	Physicians	7
Schuyler	ALL ZIPS	Family Practice	010	Physicians	3
Schuyler	ALL ZIPS	Nurse Practitioners	016	Nurse Practitioners	1
Schuyler	ALL ZIPS	Speech Therapists	024	Speech Therapists	1
Schuyler	ALL ZIPS	Psychiatry	010	Physicians	1
Shelby	ALL ZIPS	Emergency Medicine	010	Physicians	1
Shelby	ALL ZIPS	Family Practice	010	Physicians	1
Shelby	ALL ZIPS	Nurse Practitioners	016	Nurse Practitioners	1
Shelby	ALL ZIPS	Physical Therapists	022	Physical Therapists	1
Shelby	ALL ZIPS	Speech Therapists	024	Speech Therapists	1
Shelby	ALL ZIPS	Surgery General	010	Physicians	1
Shelby	ALL ZIPS	Therapeutic Pharmaceutical Agents	012	Optometrists	1
St Clair	622	Admitting Privileges	010	Physicians	2
St Clair	622	Allergy-Immunization	010	Physicians	1
St Clair	622	Anesthesiology	010	Physicians	16
St Clair	622	Cardiology	010	Physicians	5
St Clair	622	Cardiovascular Diseases	010	Physicians	14
St Clair	622	Cardiovascular Surgery	010	Physicians	1
St Clair	622	Child Psychiatry	010	Physicians	2
St Clair	622	Dermatology	010	Physicians	2
St Clair	622	Diagnostic Pharmaceutical Agents	012	Optometrists	4
St Clair	622	Emergency Medicine	010	Physicians	23
St Clair	622	Family Practice	010	Physicians	40
St Clair	622	Gastroenterology	010	Physicians	3
St Clair	622	General Dentistry	011	Dentists	16
St Clair	622	General Practice	010	Physicians	2
St Clair	622	General Psychiatry Residency	016	Nurse Practitioners	1
St Clair	622	Internal Medicine	010	Physicians	55
St Clair	622	Podiatrists	013	Podiatrists	5
St Clair	622	Chiropractors	014	Chiropractors	1

Table B.2: Specialists/Non-IHC Participating Primary Care Providers

The number of Non-Primary Care Providers accepting PCCM patients, by specialty designation, by Licensed profession and by county, and, for counties with a population of 100,000 or greater, by geo zip code

St Clair	622	Nurse Practitioners	016	Nurse Practitioners	80
St Clair	622	Physical Therapists	022	Physical Therapists	7
				Occupational	2
				Therapists	
St Clair	622	Occupational Therapists	023	Speech Therapists	13
St Clair	622	Speech Therapists	024	Audiologists	2
St Clair	622	Audiologists	025	Physicians	5
St Clair	622	Nephrology	010	Physicians	3
St Clair	622	Neurology	010	Physicians	2
St Clair	622	Neurology Surgery	010	Physicians	18
St Clair	622	Obstetric-Gynecology	010	Physicians	5
St Clair	622	Oncology	010	Physicians	10
St Clair	622	Ophthalmology	010	Physicians	11
St Clair	622	Orthopedic Surgery	010	Physicians	3
St Clair	622	Otorhinolaryngology	010	Physicians	5
St Clair	622	Pathology	010	Physicians	12
St Clair	622	Pediatrics	010	Physicians	1
St Clair	622	Physical Medicine/Rehabilitation	010	Physicians	3
St Clair	622	Plastic Surgery	010	Physicians	11
St Clair	622	Psychiatry	010	Physicians	1
St Clair	622	Public Health	010	Physicians	6
St Clair	622	Pulmonary Diseases	010	Physicians	1
St Clair	622	Radiation Oncology	010	Physicians	2
St Clair	622	Radiology	010	Physicians	8
St Clair	622	Radiology Diagnosis	010	Physicians	1
St Clair	622	Radiology Therapeutic	010	Physicians	13
St Clair	622	Surgery General	010	Physicians	1
St Clair	622	Surgery Hand	010	Physicians	17
		Therapeutic Pharmaceutical			
St Clair	622	Agents	012	Optometrists	
St Clair	622	Thoracic Surgery	010	Physicians	3
St Clair	622	Urological Surgery	010	Physicians	2
St Clair	622	Urology	010	Physicians	4
St Clair	622	Vascular Surgery	010	Physicians	4
St Clair	631	Pediatrics	010	Physicians	1
Stark	ALL ZIPS	Family Practice	010	Physicians	1
Stark	ALL ZIPS	Nurse Practitioners	016	Nurse Practitioners	2
Stephenson	ALL ZIPS	Allergy	010	Physicians	1
Stephenson	ALL ZIPS	Cardiology	010	Physicians	3
Stephenson	ALL ZIPS	Cardiovascular Diseases	010	Physicians	1
Stephenson	ALL ZIPS	Diagnostic Pharmaceutical Agents	012	Optometrists	3
Stephenson	ALL ZIPS	Emergency Medicine	010	Physicians	8
Stephenson	ALL ZIPS	Family Practice	010	Physicians	5
Stephenson	ALL ZIPS	Gastroenterology	010	Physicians	1

Table B.2: Specialists/Non-IHC Participating Primary Care Providers

The number of Non-Primary Care Providers accepting PCCM patients, by specialty designation, by Licensed profession and by county, and, for counties with a population of 100,000 or greater, by geo zip code

Stephenson	ALL ZIPS	General Dentistry	011	Dentists	1
Stephenson	ALL ZIPS	Hematology	010	Physicians	1
Stephenson	ALL ZIPS	Infectious Diseases	010	Physicians	1
Stephenson	ALL ZIPS	Internal Medicine	010	Physicians	8
Stephenson	ALL ZIPS	Optometrists	012	Optometrists	2
Stephenson	ALL ZIPS	Podiatrists	013	Podiatrists	1
Stephenson	ALL ZIPS	Chiropractors	014	Chiropractors	3
Stephenson	ALL ZIPS	Nurse Practitioners	016	Nurse Practitioners	14
Stephenson	ALL ZIPS	Physical Therapists	022	Physical Therapists	3
				Occupational Therapists	1
Stephenson	ALL ZIPS	Occupational Therapists	023	Therapists	
Stephenson	ALL ZIPS	Speech Therapists	024	Speech Therapists	1
Stephenson	ALL ZIPS	Audiologists	025	Audiologists	2
Stephenson	ALL ZIPS	Neurology	010	Physicians	1
Stephenson	ALL ZIPS	Obstetric-Gynecology	010	Physicians	6
Stephenson	ALL ZIPS	Oncology	010	Physicians	4
Stephenson	ALL ZIPS	Ophthalmology	010	Physicians	1
Stephenson	ALL ZIPS	Orthopedic Surgery	010	Physicians	3
Stephenson	ALL ZIPS	Otorhinolaryngology	010	Physicians	2
Stephenson	ALL ZIPS	Pediatrics	010	Physicians	2
Stephenson	ALL ZIPS	Psychiatry	010	Physicians	1
Stephenson	ALL ZIPS	Radiation Oncology	010	Physicians	2
Stephenson	ALL ZIPS	Radiology	010	Physicians	3
Stephenson	ALL ZIPS	Radiology Diagnosis	010	Physicians	1
Stephenson	ALL ZIPS	Surgery General	010	Physicians	2
		Therapeutic Pharmaceutical Agents			5
Stephenson	ALL ZIPS	Agents	012	Optometrists	
Stephenson	ALL ZIPS	Urological Surgery	010	Physicians	1
Tazewell	605	Ophthalmology	010	Physicians	1
Tazewell	615	Anesthesiology	010	Physicians	2
Tazewell	615	Cardiology	010	Physicians	1
Tazewell	615	Cardiovascular Diseases	010	Physicians	2
Tazewell	615	Diagnostic Pharmaceutical Agents	012	Optometrists	3
Tazewell	615	Emergency Medicine	010	Physicians	4
Tazewell	615	Family Practice	010	Physicians	8
Tazewell	615	Gastroenterology	010	Physicians	1
Tazewell	615	General Dentistry	011	Dentists	5
Tazewell	615	Internal Medicine	010	Physicians	10
Tazewell	615	Chiropractors	014	Chiropractors	2
Tazewell	615	Nurse Practitioners	016	Nurse Practitioners	14
Tazewell	615	Physical Therapists	022	Physical Therapists	2
Tazewell	615	Speech Therapists	024	Speech Therapists	3
Tazewell	615	Audiologists	025	Audiologists	3

Table B.2: Specialists/Non-IHC Participating Primary Care Providers

The number of Non-Primary Care Providers accepting PCCM patients, by specialty designation, by Licensed profession and by county, and, for counties with a population of 100,000 or greater, by geo zip code

Tazewell	615	Obstetric-Gynecology	010	Physicians	3
Tazewell	615	Ophthalmology	010	Physicians	1
Tazewell	615	Orthodontist	011	Dentists	1
Tazewell	615	Orthopedic Surgery	010	Physicians	3
Tazewell	615	Otolaryngology	010	Physicians	1
Tazewell	615	Pediatrics	010	Physicians	7
Tazewell	615	Psychiatry	010	Physicians	1
Tazewell	615	Pulmonary Diseases	010	Physicians	2
		Therapeutic Pharmaceutical			7
Tazewell	615	Agents	012	Optometrists	
Tazewell	615	Urology	010	Physicians	1
Tazewell	616	Family Practice	010	Physicians	3
Tazewell	616	General Dentistry	011	Dentists	1
Tazewell	616	Podiatrists	013	Podiatrists	1
				Occupational	1
Tazewell	616	Occupational Therapists	023	Therapists	
Tazewell	616	Speech Therapists	024	Speech Therapists	6
Tazewell	616	Oral Surgery	011	Dentists	1
Tazewell	616	Psychiatry	010	Physicians	1
		Therapeutic Pharmaceutical			2
Tazewell	616	Agents	012	Optometrists	
Tazewell	616	Urology	010	Physicians	1
Tazewell	617	Anesthesiology	010	Physicians	1
Tazewell	617	Diagnostic Pharmaceutical Agents	012	Optometrists	1
Tazewell	617	Pediatrics	010	Physicians	1
Tazewell	617	Surgery General	010	Physicians	2
Tazewell	617	Vascular Surgery	010	Physicians	1
Union	ALL ZIPS	Emergency Medicine	010	Physicians	4
Union	ALL ZIPS	Family Practice	010	Physicians	2
Union	ALL ZIPS	Internal Medicine	010	Physicians	1
Union	ALL ZIPS	Podiatrists	013	Podiatrists	1
Union	ALL ZIPS	Chiropractors	014	Chiropractors	2
Union	ALL ZIPS	Nurse Practitioners	016	Nurse Practitioners	2
Union	ALL ZIPS	Obstetric-Gynecology	010	Physicians	1
Union	ALL ZIPS	Psychiatry	010	Physicians	1
Union	ALL ZIPS	Surgery General	010	Physicians	1
		Therapeutic Pharmaceutical			1
Union	ALL ZIPS	Agents	012	Optometrists	
Vermilion	ALL ZIPS	Anesthesiology	010	Physicians	7
Vermilion	ALL ZIPS	Cardiology	010	Physicians	2
Vermilion	ALL ZIPS	Emergency Medicine	010	Physicians	20
Vermilion	ALL ZIPS	Family Practice	010	Physicians	17
Vermilion	ALL ZIPS	Gastroenterology	010	Physicians	1
Vermilion	ALL ZIPS	Internal Medicine	010	Physicians	12

Table B.2: Specialists/Non-IHC Participating Primary Care Providers

The number of Non-Primary Care Providers accepting PCCM patients, by specialty designation, by Licensed profession and by county, and, for counties with a population of 100,000 or greater, by geo zip code

Vermilion	ALL ZIPS	Chiropractors	014	Chiropractors	2
Vermilion	ALL ZIPS	Nurse Practitioners	016	Nurse Practitioners	25
Vermilion	ALL ZIPS	Physical Therapists	022	Physical Therapists	1
Vermilion	ALL ZIPS	Speech Therapists	024	Speech Therapists	2
Vermilion	ALL ZIPS	Neurology	010	Physicians	2
Vermilion	ALL ZIPS	Obstetric-Gynecology	010	Physicians	8
Vermilion	ALL ZIPS	Occupational Medicine	010	Physicians	1
Vermilion	ALL ZIPS	Oncology	010	Physicians	1
Vermilion	ALL ZIPS	Ophthalmology	010	Physicians	7
Vermilion	ALL ZIPS	Orthopedic Surgery	010	Physicians	2
Vermilion	ALL ZIPS	Otorhinolaryngology	010	Physicians	1
Vermilion	ALL ZIPS	Pediatric Radiology	010	Physicians	2
Vermilion	ALL ZIPS	Pediatrics	010	Physicians	3
Vermilion	ALL ZIPS	Physical Medicine/Rehabilitation	010	Physicians	2
Vermilion	ALL ZIPS	Plastic Surgery	010	Physicians	1
Vermilion	ALL ZIPS	Psychiatry	010	Physicians	4
Vermilion	ALL ZIPS	Pulmonary Diseases	010	Physicians	1
Vermilion	ALL ZIPS	Radiology	010	Physicians	3
Vermilion	ALL ZIPS	Radiology Diagnosis	010	Physicians	2
Vermilion	ALL ZIPS	Radiology Therapeutic	010	Physicians	1
Vermilion	ALL ZIPS	Surgery General	010	Physicians	4
Vermilion	ALL ZIPS	Therapeutic Pharmaceutical Agents	012	Optometrists	4
Vermilion	ALL ZIPS	Traumatic Surgery	010	Physicians	1
Vermilion	ALL ZIPS	Urological Surgery	010	Physicians	1
Wabash	ALL ZIPS	Diagnostic Pharmaceutical Agents	012	Optometrists	1
Wabash	ALL ZIPS	Emergency Medicine	010	Physicians	4
Wabash	ALL ZIPS	Family Practice	010	Physicians	5
Wabash	ALL ZIPS	Internal Medicine	010	Physicians	5
Wabash	ALL ZIPS	Chiropractors	014	Chiropractors	1
Wabash	ALL ZIPS	Nurse Practitioners	016	Nurse Practitioners	2
Wabash	ALL ZIPS	Orthopedic Surgery	010	Physicians	2
Wabash	ALL ZIPS	Surgery General	010	Physicians	2
Warren	ALL ZIPS	Emergency Medicine	010	Physicians	1
Warren	ALL ZIPS	Family Practice	010	Physicians	5
Warren	ALL ZIPS	General Practice	010	Physicians	2
Warren	ALL ZIPS	Internal Medicine	010	Physicians	1
Warren	ALL ZIPS	Podiatrists	013	Podiatrists	1
Warren	ALL ZIPS	Chiropractors	014	Chiropractors	2
Warren	ALL ZIPS	Surgery General	010	Physicians	1
Warren	ALL ZIPS	Therapeutic Pharmaceutical Agents	012	Optometrists	2
Washington	ALL ZIPS	Cardiology	010	Physicians	1

Table B.2: Specialists/Non-IHC Participating Primary Care Providers

The number of Non-Primary Care Providers accepting PCCM patients, by specialty designation, by Licensed profession and by county, and, for counties with a population of 100,000 or greater, by geo zip code

Washington	ALL ZIPS	Cardiovascular Diseases	010	Physicians	3
Washington	ALL ZIPS	Emergency Medicine	010	Physicians	3
Washington	ALL ZIPS	Family Practice	010	Physicians	3
Washington	ALL ZIPS	Internal Medicine	010	Physicians	2
Washington	ALL ZIPS	Nurse Practitioners	016	Nurse Practitioners	1
Washington	ALL ZIPS	Physical Therapists	022	Physical Therapists	1
Washington	ALL ZIPS	Speech Therapists	024	Speech Therapists	1
Washington	ALL ZIPS	Neurology	010	Physicians	1
Washington	ALL ZIPS	Occupational Medicine	010	Physicians	1
Washington	ALL ZIPS	Radiology Diagnosis	010	Physicians	3
		Therapeutic Pharmaceutical			1
Washington	ALL ZIPS	Agents	012	Optometrists	
Washington	ALL ZIPS	Urology	010	Physicians	1
Wayne	ALL ZIPS	Emergency Medicine	010	Physicians	2
Wayne	ALL ZIPS	Family Practice	010	Physicians	8
Wayne	ALL ZIPS	Pediatrics	010	Physicians	2
Wayne	ALL ZIPS	Surgery General	010	Physicians	1
		Therapeutic Pharmaceutical			1
Wayne	ALL ZIPS	Agents	012	Optometrists	
White	ALL ZIPS	Diagnostic Pharmaceutical Agents	012	Optometrists	1
White	ALL ZIPS	Family Practice	010	Physicians	2
White	ALL ZIPS	Internal Medicine	010	Physicians	1
White	ALL ZIPS	Nurse Practitioners	016	Nurse Practitioners	1
White	ALL ZIPS	Physical Therapists	022	Physical Therapists	1
		Therapeutic Pharmaceutical			1
White	ALL ZIPS	Agents	012	Optometrists	
Whiteside	ALL ZIPS	Anesthesiology	010	Physicians	2
Whiteside	ALL ZIPS	Cardiology	010	Physicians	4
Whiteside	ALL ZIPS	Cardiovascular Diseases	010	Physicians	3
Whiteside	ALL ZIPS	Dermatology	010	Physicians	2
Whiteside	ALL ZIPS	Diagnostic Pharmaceutical Agents	012	Optometrists	2
Whiteside	ALL ZIPS	Emergency Medicine	010	Physicians	6
Whiteside	ALL ZIPS	Family Practice	010	Physicians	3
Whiteside	ALL ZIPS	General Dentistry	011	Dentists	2
Whiteside	ALL ZIPS	General Psychiatry Residency	016	Nurse Practitioners	1
Whiteside	ALL ZIPS	Hematology	010	Physicians	1
Whiteside	ALL ZIPS	Infectious Diseases	010	Physicians	1
Whiteside	ALL ZIPS	Internal Medicine	010	Physicians	9
Whiteside	ALL ZIPS	Optometrists	012	Optometrists	1
Whiteside	ALL ZIPS	Podiatrists	013	Podiatrists	2
Whiteside	ALL ZIPS	Chiropractors	014	Chiropractors	3
Whiteside	ALL ZIPS	Nurse Practitioners	016	Nurse Practitioners	9
Whiteside	ALL ZIPS	Physical Therapists	022	Physical Therapists	8
Whiteside	ALL ZIPS	Occupational Therapists	023	Occupational	2

Table B.2: Specialists/Non-IHC Participating Primary Care Providers

The number of Non-Primary Care Providers accepting PCCM patients, by specialty designation, by Licensed profession and by county, and, for counties with a population of 100,000 or greater, by geo zip code

County	Geo Zip Code	Specialty	Licensed Profession	Therapists	Count
Whiteside	ALL ZIPS	Audiologists	025	Audiologists	2
Whiteside	ALL ZIPS	Neurology	010	Physicians	1
Whiteside	ALL ZIPS	Obstetric-Gynecology	010	Physicians	4
Whiteside	ALL ZIPS	Ophthalmology	010	Physicians	2
Whiteside	ALL ZIPS	Oral Surgery	011	Dentists	1
Whiteside	ALL ZIPS	Orthopedic Surgery	010	Physicians	3
Whiteside	ALL ZIPS	Otorhinolaryngology	010	Physicians	2
Whiteside	ALL ZIPS	Pathology	010	Physicians	2
Whiteside	ALL ZIPS	Pediatric Pulmonary	010	Physicians	1
Whiteside	ALL ZIPS	Pedodontics	011	Dentists	1
Whiteside	ALL ZIPS	Pulmonary Diseases	010	Physicians	2
Whiteside	ALL ZIPS	Radiology Diagnosis	010	Physicians	1
Whiteside	ALL ZIPS	Rheumatology	010	Physicians	1
Whiteside	ALL ZIPS	Surgery General	010	Physicians	3
Whiteside	ALL ZIPS	Therapeutic Pharmaceutical Agents	012	Optometrists	5
Whiteside	ALL ZIPS	Urology	010	Physicians	1
Whiteside	ALL ZIPS	Vascular Surgery	010	Physicians	1
Will	604	Allergy-Immunization	010	Physicians	3
Will	604	Anesthesiology	010	Physicians	46
Will	604	Cardiology	010	Physicians	7
Will	604	Cardiovascular Diseases	010	Physicians	18
Will	604	Child/Adolescent Psychiatry Residency	016	Nurse Practitioners	1
Will	604	Dermatology	010	Physicians	8
Will	604	Diagnostic Pharmaceutical Agents	012	Optometrists	2
Will	604	Emergency Medicine	010	Physicians	83
Will	604	Endocrinology	010	Physicians	4
Will	604	Family Practice	010	Physicians	32
Will	604	Gastroenterology	010	Physicians	4
Will	604	General Dentistry	011	Dentists	38
Will	604	General Practice	010	Physicians	2
Will	604	General Preventative Medicine	010	Physicians	1
Will	604	General Psychiatry Residency	016	Nurse Practitioners	2
Will	604	Gynecology	010	Physicians	1
Will	604	Hematology	010	Physicians	2
Will	604	Immunology	010	Physicians	1
Will	604	Infectious Diseases	010	Physicians	2
Will	604	Internal Medicine	010	Physicians	72
Will	604	Physicians	010	Physicians	1
Will	604	Podiatrists	013	Podiatrists	15
Will	604	Chiropractors	014	Chiropractors	3

Table B.2: Specialists/Non-IHC Participating Primary Care Providers

The number of Non-Primary Care Providers accepting PCCM patients, by specialty designation, by Licensed profession and by county, and, for counties with a population of 100,000 or greater, by geo zip code

Will	604	Nurse Practitioners	016	Nurse Practitioners	108
Will	604	Physical Therapists	022	Physical Therapists	14
				Occupational Therapists	9
Will	604	Occupational Therapists	023	Speech Therapists	26
Will	604	Speech Therapists	024	Physicians	4
Will	604	Neonatal-Perinatal Medicine	010	Physicians	3
Will	604	Neonatology	010	Physicians	7
Will	604	Nephrology	010	Physicians	12
Will	604	Neurology	010	Physicians	6
Will	604	Neurology Surgery	010	Physicians	1
Will	604	Neuropathology	010	Physicians	31
Will	604	Obstetric-Gynecology	010	Physicians	1
Will	604	Occupational Medicine	010	Physicians	11
Will	604	Oncology	010	Physicians	11
Will	604	Ophthalmology	010	Physicians	17
Will	604	Orthopedic Surgery	010	Physicians	4
Will	604	Otolaryngology	010	Physicians	2
Will	604	Otorhinolaryngology	010	Physicians	8
Will	604	Pathology	010	Physicians	1
Will	604	PD or FP refer arrangement	010	Physicians	1
Will	604	Pediatric Endocrinology	010	Physicians	1
Will	604	Pediatric Pulmonary	010	Physicians	13
Will	604	Pediatrics	010	Physicians	1
Will	604	Pedodontics	010	Physicians	7
Will	604	Physical Medicine/Rehabilitation	010	Physicians	1
Will	604	Plastic Surgery	010	Physicians	8
Will	604	Psychiatry	010	Physicians	13
Will	604	Pulmonary Diseases	010	Physicians	1
Will	604	Radiation Oncology	010	Physicians	2
Will	604	Radiology	010	Physicians	13
Will	604	Radiology Diagnosis	010	Physicians	3
Will	604	Rheumatology	010	Physicians	20
Will	604	Surgery General	010	Physicians	1
Will	604	Surgery Hand	010	Physicians	17
		Therapeutic Pharmaceutical Agents	012	Optometrists	3
Will	604	Urological Surgery	010	Physicians	5
Will	604	Urology	010	Physicians	1
Will	605	Dermatology	010	Physicians	1
Will	605	Diagnostic Pharmaceutical Agents	012	Optometrists	4
Will	605	Emergency Medicine	010	Physicians	6
Will	605	Family Practice	010	Physicians	4
Will	605	General Dentistry	011	Dentists	4

Table B.2: Specialists/Non-IHC Participating Primary Care Providers

The number of Non-Primary Care Providers accepting PCCM patients, by specialty designation, by Licensed profession and by county, and, for counties with a population of 100,000 or greater, by geo zip code

Will	605	Gynecology	010	Physicians	1
Will	605	Internal Medicine	010	Physicians	2
Will	605	Podiatrists	013	Podiatrists	4
Will	605	Chiropractors	014	Chiropractors	4
Will	605	Nurse Practitioners	016	Nurse Practitioners	27
Will	605	Physical Therapists	022	Physical Therapists	1
				Occupational	2
Will	605	Occupational Therapists	023	Therapists	
Will	605	Speech Therapists	024	Speech Therapists	4
Will	605	Obstetric-Gynecology	010	Physicians	4
Will	605	Oncology	010	Physicians	1
Will	605	Orthopedic Surgery	010	Physicians	1
Will	605	Pediatrics	010	Physicians	2
Will	605	Pedodontics	011	Dentists	1
Will	605	Psychiatry	010	Physicians	2
		Therapeutic Pharmaceutical			4
Will	605	Agents	012	Optometrists	
Williamson	ALL ZIPS	Anesthesiology	010	Physicians	4
Williamson	ALL ZIPS	Cardiology	010	Physicians	1
Williamson	ALL ZIPS	Cardiovascular Diseases	010	Physicians	2
		Child/Adolescent Psychiatry			1
Williamson	ALL ZIPS	Residency	016	Nurse Practitioners	
Williamson	ALL ZIPS	Diagnostic Pharmaceutical Agents	012	Optometrists	5
Williamson	ALL ZIPS	Emergency Medicine	010	Physicians	16
Williamson	ALL ZIPS	Endocrinology	010	Physicians	2
Williamson	ALL ZIPS	Family Practice	010	Physicians	16
Williamson	ALL ZIPS	Gastroenterology	010	Physicians	2
Williamson	ALL ZIPS	General Dentistry	011	Dentists	7
Williamson	ALL ZIPS	General Practice	010	Physicians	3
Williamson	ALL ZIPS	General Psychiatry Residency	016	Nurse Practitioners	1
Williamson	ALL ZIPS	Hematology	010	Physicians	1
Williamson	ALL ZIPS	Infectious Diseases	010	Physicians	2
Williamson	ALL ZIPS	Internal Medicine	010	Physicians	24
Williamson	ALL ZIPS	Physicians	010	Physicians	1
Williamson	ALL ZIPS	Dentists	011	Dentists	1
Williamson	ALL ZIPS	Podiatrists	013	Podiatrists	4
Williamson	ALL ZIPS	Chiropractors	014	Chiropractors	6
Williamson	ALL ZIPS	Nurse Practitioners	016	Nurse Practitioners	30
Williamson	ALL ZIPS	Physical Therapists	022	Physical Therapists	7
				Occupational	2
Williamson	ALL ZIPS	Occupational Therapists	023	Therapists	
Williamson	ALL ZIPS	Speech Therapists	024	Speech Therapists	4
Williamson	ALL ZIPS	Audiologists	025	Audiologists	1
Williamson	ALL ZIPS	Nephrology	010	Physicians	3

Table B.2: Specialists/Non-IHC Participating Primary Care Providers

The number of Non-Primary Care Providers accepting PCCM patients, by specialty designation, by Licensed profession and by county, and, for counties with a population of 100,000 or greater, by geo zip code

Williamson	ALL ZIPS	Neurology	010	Physicians	1
Williamson	ALL ZIPS	Obstetric-Gynecology	010	Physicians	12
Williamson	ALL ZIPS	Oncology	010	Physicians	2
Williamson	ALL ZIPS	Ophthalmology	010	Physicians	9
Williamson	ALL ZIPS	Orthopedic Surgery	010	Physicians	14
Williamson	ALL ZIPS	Otorhinolaryngology	010	Physicians	2
Williamson	ALL ZIPS	Pathology	010	Physicians	2
Williamson	ALL ZIPS	Pediatrics	010	Physicians	1
Williamson	ALL ZIPS	Physical Medicine/Rehabilitation	010	Physicians	3
Williamson	ALL ZIPS	Psychiatry	010	Physicians	2
Williamson	ALL ZIPS	Pulmonary Diseases	010	Physicians	2
Williamson	ALL ZIPS	Radiology Diagnosis	010	Physicians	3
Williamson	ALL ZIPS	Rheumatology	010	Physicians	1
Williamson	ALL ZIPS	Surgery General	010	Physicians	5
Williamson	ALL ZIPS	Therapeutic Pharmaceutical Agents	012	Optometrists	11
Williamson	ALL ZIPS	Urology	010	Physicians	3
Winnebago	600	General Practice	010	Physicians	1
Winnebago	601	Obstetric-Gynecology	010	Physicians	1
Winnebago	610	Family Practice	010	Physicians	1
Winnebago	610	Internal Medicine	010	Physicians	1
Winnebago	610	Podiatrists	013	Podiatrists	2
Winnebago	610	Chiropractors	014	Chiropractors	6
Winnebago	610	Nurse Practitioners	016	Nurse Practitioners	8
Winnebago	610	Physical Therapists	022	Physical Therapists	1
Winnebago	610	Occupational Therapists	023	Occupational Therapists	2
Winnebago	610	Obstetric-Gynecology	010	Physicians	2
Winnebago	610	Psychiatry	010	Physicians	1
Winnebago	611	Allergy	010	Physicians	1
Winnebago	611	Allergy-Immunization	010	Physicians	1
Winnebago	611	Anesthesiology	010	Physicians	54
Winnebago	611	Cardiology	010	Physicians	11
Winnebago	611	Cardiovascular Diseases	010	Physicians	10
Winnebago	611	Cardiovascular Surgery	010	Physicians	5
Winnebago	611	Child Neurology	010	Physicians	2
Winnebago	611	Child Psychiatry	010	Physicians	3
Winnebago	611	Colon - Rectal Surgery	010	Physicians	1
Winnebago	611	Dermatology	010	Physicians	4
Winnebago	611	Diagnostic Pharmaceutical Agents	012	Optometrists	8
Winnebago	611	Emergency Medicine	010	Physicians	44
Winnebago	611	Endocrinology	010	Physicians	2
Winnebago	611	Family Practice	010	Physicians	32

Table B.2: Specialists/Non-IHC Participating Primary Care Providers

The number of Non-Primary Care Providers accepting PCCM patients, by specialty designation, by Licensed profession and by county, and, for counties with a population of 100,000 or greater, by geo zip code

Winnebago	611	Gastroenterology	010	Physicians	16
Winnebago	611	General Dentistry	011	Dentists	17
Winnebago	611	General Practice	010	Physicians	5
Winnebago	611	General Psychiatry Residency	016	Nurse Practitioners	2
Winnebago	611	Gynecology	010	Physicians	1
Winnebago	611	Hematology	010	Physicians	2
Winnebago	611	Infectious Diseases	010	Physicians	6
Winnebago	611	Internal Medicine	010	Physicians	60
Winnebago	611	Maternal and Fetal Medicine	010	Physicians	4
Winnebago	611	Physicians	010	Physicians	1
Winnebago	611	Dentists	011	Dentists	1
Winnebago	611	Podiatrists	013	Podiatrists	8
Winnebago	611	Chiropractors	014	Chiropractors	6
Winnebago	611	Nurse Practitioners	016	Nurse Practitioners	74
Winnebago	611	Physical Therapists	022	Physical Therapists	30
				Occupational	10
Winnebago	611	Occupational Therapists	023	Therapists	
Winnebago	611	Speech Therapists	024	Speech Therapists	6
Winnebago	611	Audiologists	025	Audiologists	6
Winnebago	611	Neonatal-Perinatal Medicine	010	Physicians	2
Winnebago	611	Neonatology	010	Physicians	2
Winnebago	611	Nephrology	010	Physicians	9
Winnebago	611	Neurology	010	Physicians	16
Winnebago	611	Neurology Surgery	010	Physicians	6
Winnebago	611	Obstetric-Gynecology	010	Physicians	39
Winnebago	611	Oncology	010	Physicians	9
Winnebago	611	Ophthalmology	010	Physicians	11
Winnebago	611	Orthopedic Surgery	010	Physicians	25
Winnebago	611	Other Specialty	010	Physicians	1
Winnebago	611	Otolaryngology	010	Physicians	1
Winnebago	611	Otorhinolaryngology	010	Physicians	7
Winnebago	611	Pain Medicine	010	Physicians	1
Winnebago	611	Pathology	010	Physicians	13
Winnebago	611	Pediatric Cardiology	010	Physicians	3
Winnebago	611	Pediatric Nephrology	010	Physicians	1
Winnebago	611	Pediatric Pulmonary	010	Physicians	3
Winnebago	611	Pediatric Surgery	010	Physicians	4
Winnebago	611	Pediatrics	010	Physicians	27
Winnebago	611	Physical Medicine/Rehabilitation	010	Physicians	5
Winnebago	611	Plastic Surgery	010	Physicians	5
Winnebago	611	Psychiatry	010	Physicians	10
Winnebago	611	Pulmonary Diseases	010	Physicians	7
Winnebago	611	Radiation Oncology	010	Physicians	3

Table B.2: Specialists/Non-IHC Participating Primary Care Providers

The number of Non-Primary Care Providers accepting PCCM patients, by specialty designation, by Licensed profession and by county, and, for counties with a population of 100,000 or greater, by geo zip code

Winnebago	611	Radiology	010	Physicians	6
Winnebago	611	Radiology Diagnosis	010	Physicians	15
Winnebago	611	Rheumatology	010	Physicians	4
Winnebago	611	Surgery General	010	Physicians	34
Winnebago	611	Surgery Hand	010	Physicians	1
		Therapeutic Pharmaceutical Agents			17
Winnebago	611	Agents	012	Optometrists	
Winnebago	611	Thoracic Surgery	010	Physicians	2
Winnebago	611	Unspecified	011	Dentists	1
Winnebago	611	Urological Surgery	010	Physicians	5
Winnebago	611	Urology	010	Physicians	6
Winnebago	611	Vascular Surgery	010	Physicians	1
Woodford	ALL ZIPS	Emergency Medicine	010	Physicians	4
Woodford	ALL ZIPS	Family Practice	010	Physicians	5
Woodford	ALL ZIPS	Nurse Practitioners	016	Nurse Practitioners	3

Out of State Providers

California	ALL ZIPS	Neurology	010	Physicians	2
California	ALL ZIPS	Radiology Diagnosis	010	Physicians	22
Colorado	ALL ZIPS	Emergency Medicine	010	Physicians	6
Colorado	ALL ZIPS	Internal Medicine	010	Physicians	1
Colorado	ALL ZIPS	Nurse Practitioners	016	Nurse Practitioners	1
Colorado	ALL ZIPS	Obstetric-Gynecology	010	Physicians	1
Colorado	ALL ZIPS	Pediatric Cardiology	010	Physicians	1
Colorado	ALL ZIPS	Pediatric Surgery	010	Physicians	1
Colorado	ALL ZIPS	Pediatrics	010	Physicians	4
Colorado	ALL ZIPS	Physical Medicine/Rehabilitation	010	Physicians	1
Colorado	ALL ZIPS	Pulmonary Diseases	010	Physicians	1
Colorado	ALL ZIPS	Radiology Diagnosis	010	Physicians	7
Georgia	ALL ZIPS	Radiology Diagnosis	010	Physicians	2
Indiana	ALL ZIPS	Allergy	010	Physicians	1
Indiana	ALL ZIPS	Adolescent-Medicine	010	Physicians	2
Indiana	ALL ZIPS	Allergy-Immunization	010	Physicians	1
Indiana	ALL ZIPS	Anesthesiology	010	Physicians	92
Indiana	ALL ZIPS	Cardiology	010	Physicians	30
Indiana	ALL ZIPS	Cardiovascular Diseases	010	Physicians	40
Indiana	ALL ZIPS	Cardiovascular Surgery	010	Physicians	5
Indiana	ALL ZIPS	Child Psychiatry	010	Physicians	1
		Child/Adolescent Psychiatry Residency			1
Indiana	ALL ZIPS	Residency	016	Nurse Practitioners	

Table B.2: Specialists/Non-IHC Participating Primary Care Providers

The number of Non-Primary Care Providers accepting PCCM patients, by specialty designation, by Licensed profession and by county, and, for counties with a population of 100,000 or greater, by geo zip code

Indiana	ALL ZIPS	Clinical Pathology	010	Physicians	7
Indiana	ALL ZIPS	Colon - Rectal Surgery	010	Physicians	2
Indiana	ALL ZIPS	Dermatology	010	Physicians	2
Indiana	ALL ZIPS	Diabetics	010	Physicians	2
Indiana	ALL ZIPS	Emergency Medicine	010	Physicians	202
Indiana	ALL ZIPS	Endocrinology	010	Physicians	6
Indiana	ALL ZIPS	Facial Plastic Surgery	010	Physicians	1
Indiana	ALL ZIPS	Family Practice	010	Physicians	40
Indiana	ALL ZIPS	Gastroenterology	010	Physicians	37
Indiana	ALL ZIPS	General Dentistry	011	Dentists	9
Indiana	ALL ZIPS	General Practice	010	Physicians	2
Indiana	ALL ZIPS	Hematology	010	Physicians	6
Indiana	ALL ZIPS	Infectious Diseases	010	Physicians	19
Indiana	ALL ZIPS	Internal Medicine	010	Physicians	122
Indiana	ALL ZIPS	Maternal and Fetal Medicine	010	Physicians	3
Indiana	ALL ZIPS	Maxillofacial Surgery	011	Dentists	1
Indiana	ALL ZIPS	Dentists	011	Dentists	1
Indiana	ALL ZIPS	Optometrists	012	Optometrists	1
Indiana	ALL ZIPS	Podiatrists	013	Podiatrists	8
Indiana	ALL ZIPS	Nurse Practitioners	016	Nurse Practitioners	142
Indiana	ALL ZIPS	Physical Therapists	022	Physical Therapists	2
				Occupational	1
Indiana	ALL ZIPS	Occupational Therapists	023	Therapists	
Indiana	ALL ZIPS	Speech Therapists	024	Speech Therapists	2
Indiana	ALL ZIPS	Neonatal-Perinatal Medicine	010	Physicians	10
Indiana	ALL ZIPS	Neonatology	010	Physicians	5
Indiana	ALL ZIPS	Nephrology	010	Physicians	24
Indiana	ALL ZIPS	Neurology	010	Physicians	14
Indiana	ALL ZIPS	Neurology Surgery	010	Physicians	13
Indiana	ALL ZIPS	Nuclear Medicine	010	Physicians	3
Indiana	ALL ZIPS	Obstetric-Gynecology	010	Physicians	61
Indiana	ALL ZIPS	Obstetrics	010	Physicians	2
Indiana	ALL ZIPS	Oncology	010	Physicians	17
Indiana	ALL ZIPS	Ophthalmology	010	Physicians	7
Indiana	ALL ZIPS	Orthopedic Surgery	010	Physicians	15
Indiana	ALL ZIPS	Otolaryngology	010	Physicians	4
Indiana	ALL ZIPS	Otorhinolaryngology	010	Physicians	7
Indiana	ALL ZIPS	Pathology	010	Physicians	37
Indiana	ALL ZIPS	Pediatric Allergies	010	Physicians	1
Indiana	ALL ZIPS	Pediatric Cardiology	010	Physicians	8
Indiana	ALL ZIPS	Pediatric Endocrinology	010	Physicians	6
Indiana	ALL ZIPS	Pediatric Hematology Oncology	010	Physicians	6
Indiana	ALL ZIPS	Pediatric Nephrology	010	Physicians	3

Table B.2: Specialists/Non-IHC Participating Primary Care Providers

The number of Non-Primary Care Providers accepting PCCM patients, by specialty designation, by Licensed profession and by county, and, for counties with a population of 100,000 or greater, by geo zip code

Indiana	ALL ZIPS	Pediatric Pulmonary	010	Physicians	6
Indiana	ALL ZIPS	Pediatric Surgery	010	Physicians	3
Indiana	ALL ZIPS	Pediatrics	010	Physicians	47
Indiana	ALL ZIPS	Pedodontics	010	Physicians	1
Indiana	ALL ZIPS	Physical Medicine/Rehabilitation	010	Physicians	6
Indiana	ALL ZIPS	Plastic Surgery	010	Physicians	6
Indiana	ALL ZIPS	Psychiatry	010	Physicians	14
Indiana	ALL ZIPS	Pulmonary Diseases	010	Physicians	29
Indiana	ALL ZIPS	Radiation Oncology	010	Physicians	8
Indiana	ALL ZIPS	Radiology	010	Physicians	32
Indiana	ALL ZIPS	Radiology Diagnosis	010	Physicians	137
Indiana	ALL ZIPS	Radiology Therapeutic	010	Physicians	1
Indiana	ALL ZIPS	Rheumatology	010	Physicians	8
Indiana	ALL ZIPS	Surgery General	010	Physicians	37
Indiana	ALL ZIPS	Surgery Hand	010	Physicians	1
		Therapeutic Pharmaceutical			4
Indiana	ALL ZIPS	Agents	012	Optometrists	
Indiana	ALL ZIPS	Thoracic Surgery	010	Physicians	2
Indiana	ALL ZIPS	Traumatic Surgery	010	Physicians	2
Indiana	ALL ZIPS	Unspecified	010	Physicians	1
Indiana	ALL ZIPS	Urological Surgery	010	Physicians	7
Indiana	ALL ZIPS	Urology	010	Physicians	8
Indiana	ALL ZIPS	Vascular Surgery	010	Physicians	2
Iowa	ALL ZIPS	Allergy	010	Physicians	1
Iowa	ALL ZIPS	Admitting Privileges	010	Physicians	2
Iowa	ALL ZIPS	Allergy-Immunization	010	Physicians	2
Iowa	ALL ZIPS	Anesthesiology	010	Physicians	36
Iowa	ALL ZIPS	Cardiology	010	Physicians	13
Iowa	ALL ZIPS	Cardiovascular Diseases	010	Physicians	9
Iowa	ALL ZIPS	Cardiovascular Surgery	010	Physicians	1
Iowa	ALL ZIPS	Child Neurology	010	Physicians	6
Iowa	ALL ZIPS	Clinical Pathology	010	Physicians	3
Iowa	ALL ZIPS	Dermatology	010	Physicians	3
Iowa	ALL ZIPS	Diagnostic Pharmaceutical Agents	012	Optometrists	1
Iowa	ALL ZIPS	Emergency Medicine	010	Physicians	79
Iowa	ALL ZIPS	Endocrinology	010	Physicians	6
Iowa	ALL ZIPS	Family Practice	010	Physicians	38
Iowa	ALL ZIPS	Gastroenterology	010	Physicians	9
Iowa	ALL ZIPS	General Dentistry	011	Dentists	2
Iowa	ALL ZIPS	General Practice	010	Physicians	1
Iowa	ALL ZIPS	General Psychiatry Residency	016	Nurse Practitioners	1
Iowa	ALL ZIPS	Hematology	010	Physicians	2
Iowa	ALL ZIPS	Infectious Diseases	010	Physicians	4

Table B.2: Specialists/Non-IHC Participating Primary Care Providers

The number of Non-Primary Care Providers accepting PCCM patients, by specialty designation, by Licensed profession and by county, and, for counties with a population of 100,000 or greater, by geo zip code

Iowa	ALL ZIPS	Internal Medicine	010	Physicians	49
Iowa	ALL ZIPS	Maternal and Fetal Medicine	010	Physicians	1
Iowa	ALL ZIPS	Physicians	010	Physicians	1
Iowa	ALL ZIPS	Podiatrists	013	Podiatrists	3
Iowa	ALL ZIPS	Chiropractors	014	Chiropractors	1
Iowa	ALL ZIPS	Nurse Practitioners	016	Nurse Practitioners	55
Iowa	ALL ZIPS	Physical Therapists	022	Physical Therapists	5
				Occupational	1
Iowa	ALL ZIPS	Occupational Therapists	023	Therapists	
Iowa	ALL ZIPS	Speech Therapists	024	Speech Therapists	3
Iowa	ALL ZIPS	Neonatal-Perinatal Medicine	010	Physicians	2
Iowa	ALL ZIPS	Neonatology	010	Physicians	7
Iowa	ALL ZIPS	Nephrology	010	Physicians	4
Iowa	ALL ZIPS	Neurology	010	Physicians	17
Iowa	ALL ZIPS	Neurology Surgery	010	Physicians	4
Iowa	ALL ZIPS	Obstetric-Gynecology	010	Physicians	26
Iowa	ALL ZIPS	Obstetrics	010	Physicians	1
Iowa	ALL ZIPS	Occupational Medicine	010	Physicians	3
Iowa	ALL ZIPS	Ophthalmology	010	Physicians	21
Iowa	ALL ZIPS	Orthopedic Surgery	010	Physicians	21
Iowa	ALL ZIPS	Otolaryngology	010	Physicians	4
Iowa	ALL ZIPS	Otorhinolaryngology	010	Physicians	3
Iowa	ALL ZIPS	Pathology	010	Physicians	21
Iowa	ALL ZIPS	PD or FP refer arrangement	010	Physicians	1
Iowa	ALL ZIPS	Pediatric Cardiology	010	Physicians	7
Iowa	ALL ZIPS	Pediatric Endocrinology	010	Physicians	4
Iowa	ALL ZIPS	Pediatric Hematology Oncology	010	Physicians	6
Iowa	ALL ZIPS	Pediatric Nephrology	010	Physicians	3
Iowa	ALL ZIPS	Pediatric Pulmonary	010	Physicians	1
Iowa	ALL ZIPS	Pediatric Surgery	010	Physicians	2
Iowa	ALL ZIPS	Pediatrics	010	Physicians	44
Iowa	ALL ZIPS	Physical Medicine/Rehabilitation	010	Physicians	1
Iowa	ALL ZIPS	Plastic Surgery	010	Physicians	2
Iowa	ALL ZIPS	Psychiatry	010	Physicians	14
Iowa	ALL ZIPS	Pulmonary Diseases	010	Physicians	1
Iowa	ALL ZIPS	Radiation Oncology	010	Physicians	2
Iowa	ALL ZIPS	Radiology	010	Physicians	17
Iowa	ALL ZIPS	Radiology Diagnosis	010	Physicians	53
Iowa	ALL ZIPS	Radiology Therapeutic	010	Physicians	1
Iowa	ALL ZIPS	Rheumatology	010	Physicians	2
Iowa	ALL ZIPS	Surgery General	010	Physicians	19
Iowa	ALL ZIPS	Surgery Hand	010	Physicians	2
Iowa	ALL ZIPS	Surgery Head/Neck	010	Physicians	1

Table B.2: Specialists/Non-IHC Participating Primary Care Providers

The number of Non-Primary Care Providers accepting PCCM patients, by specialty designation, by Licensed profession and by county, and, for counties with a population of 100,000 or greater, by geo zip code

		Therapeutic Pharmaceutical			1
Iowa	ALL ZIPS	Agents	012	Optometrists	
Iowa	ALL ZIPS	Thoracic Surgery	010	Physicians	1
Iowa	ALL ZIPS	Traumatic Surgery	010	Physicians	1
Iowa	ALL ZIPS	Urological Surgery	010	Physicians	1
Iowa	ALL ZIPS	Urology	010	Physicians	3
Iowa	ALL ZIPS	Vascular Surgery	010	Physicians	3
Kansas	ALL ZIPS	Neurology	010	Physicians	1
Kentucky	ALL ZIPS	Anesthesiology	010	Physicians	8
Kentucky	ALL ZIPS	Cardiology	010	Physicians	1
Kentucky	ALL ZIPS	Cardiovascular Diseases	010	Physicians	8
Kentucky	ALL ZIPS	Cardiovascular Surgery	010	Physicians	1
Kentucky	ALL ZIPS	Emergency Medicine	010	Physicians	9
Kentucky	ALL ZIPS	Family Practice	010	Physicians	4
Kentucky	ALL ZIPS	Gastroenterology	010	Physicians	4
Kentucky	ALL ZIPS	Internal Medicine	010	Physicians	12
Kentucky	ALL ZIPS	Podiatrists	013	Podiatrists	1
Kentucky	ALL ZIPS	Nurse Practitioners	016	Nurse Practitioners	30
Kentucky	ALL ZIPS	Physical Therapists	022	Physical Therapists	3
				Occupational	1
Kentucky	ALL ZIPS	Occupational Therapists	023	Therapists	
Kentucky	ALL ZIPS	Audiologists	025	Audiologists	1
Kentucky	ALL ZIPS	Nephrology	010	Physicians	1
Kentucky	ALL ZIPS	Neurology	010	Physicians	2
Kentucky	ALL ZIPS	Neurology Surgery	010	Physicians	2
Kentucky	ALL ZIPS	Obstetric-Gynecology	010	Physicians	5
Kentucky	ALL ZIPS	Oncology	010	Physicians	3
Kentucky	ALL ZIPS	Ophthalmology	010	Physicians	1
Kentucky	ALL ZIPS	Orthopedic Surgery	010	Physicians	9
Kentucky	ALL ZIPS	Otorhinolaryngology	010	Physicians	2
Kentucky	ALL ZIPS	Pathology	010	Physicians	6
Kentucky	ALL ZIPS	Psychiatry	010	Physicians	1
Kentucky	ALL ZIPS	Radiology	010	Physicians	8
Kentucky	ALL ZIPS	Radiology Diagnosis	010	Physicians	7
Kentucky	ALL ZIPS	Surgery General	010	Physicians	9
Kentucky	ALL ZIPS	Thoracic Surgery	010	Physicians	1
Kentucky	ALL ZIPS	Urological Surgery	010	Physicians	2
Kentucky	ALL ZIPS	Urology	010	Physicians	4
Kentucky	ALL ZIPS	Vascular Surgery	010	Physicians	1
Louisiana	ALL ZIPS	Radiology Diagnosis	010	Physicians	1
Maryland	ALL ZIPS	Radiology Diagnosis	010	Physicians	2
Massachusetts	ALL ZIPS	Radiology Diagnosis	010	Physicians	2
Michigan	ALL ZIPS	Cardiovascular Surgery	010	Physicians	1

Table B.2: Specialists/Non-IHC Participating Primary Care Providers

The number of Non-Primary Care Providers accepting PCCM patients, by specialty designation, by Licensed profession and by county, and, for counties with a population of 100,000 or greater, by geo zip code

Michigan	ALL ZIPS	Emergency Medicine	010	Physicians	1
Michigan	ALL ZIPS	Neurology	010	Physicians	1
Michigan	ALL ZIPS	Ophthalmology	010	Physicians	1
Michigan	ALL ZIPS	Pediatrics	010	Physicians	1
Michigan	ALL ZIPS	Plastic Surgery	010	Physicians	1
Michigan	ALL ZIPS	Radiology Diagnosis	010	Physicians	5
Minnesota	ALL ZIPS	Anesthesiology	010	Physicians	1
Minnesota	ALL ZIPS	Cardiology	010	Physicians	1
Minnesota	ALL ZIPS	Cardiovascular Diseases	010	Physicians	1
Minnesota	ALL ZIPS	Certified in pediatrics	010	Physicians	1
Minnesota	ALL ZIPS	Emergency Medicine	010	Physicians	4
Minnesota	ALL ZIPS	Family Practice	010	Physicians	1
Minnesota	ALL ZIPS	Gastroenterology	010	Physicians	1
Minnesota	ALL ZIPS	General Practice	010	Physicians	1
Minnesota	ALL ZIPS	Internal Medicine	010	Physicians	1
Minnesota	ALL ZIPS	Nurse Practitioners	016	Nurse Practitioners	5
Minnesota	ALL ZIPS	Ophthalmology	010	Physicians	2
Minnesota	ALL ZIPS	Orthopedic Surgery	010	Physicians	1
Minnesota	ALL ZIPS	Pathology	010	Physicians	1
Minnesota	ALL ZIPS	Pediatrics	010	Physicians	4
Minnesota	ALL ZIPS	Radiology	010	Physicians	1
Minnesota	ALL ZIPS	Radiology Diagnosis	010	Physicians	1
Missouri	ALL ZIPS	Allergy	010	Physicians	1
Missouri	ALL ZIPS	Admitting Privileges	010	Physicians	9
Missouri	ALL ZIPS	Affiliated with FQHC	010	Physicians	1
Missouri	ALL ZIPS	Allergy-Immunization	010	Physicians	3
Missouri	ALL ZIPS	Anesthesiology	010	Physicians	193
Missouri	ALL ZIPS	Cardiology	010	Physicians	48
Missouri	ALL ZIPS	Cardiovascular Diseases	010	Physicians	38
Missouri	ALL ZIPS	Cardiovascular Surgery	010	Physicians	13
Missouri	ALL ZIPS	Child Neurology	010	Physicians	7
Missouri	ALL ZIPS	Child Psychiatry	010	Physicians	5
Missouri	ALL ZIPS	Child/Adolescent Psychiatry			1
Missouri	ALL ZIPS	Residency	010	Physicians	
Missouri	ALL ZIPS	Clinical Pathology	010	Physicians	2
Missouri	ALL ZIPS	Colon - Rectal Surgery	010	Physicians	5
Missouri	ALL ZIPS	Dermatology	010	Physicians	17
Missouri	ALL ZIPS	Diagnostic Pharmaceutical Agents	012	Optometrists	2
Missouri	ALL ZIPS	Emergency Medicine	010	Physicians	180
Missouri	ALL ZIPS	Endocrinology	010	Physicians	13
Missouri	ALL ZIPS	Family Practice	010	Physicians	57
Missouri	ALL ZIPS	Gastroenterology	010	Physicians	44
Missouri	ALL ZIPS	General Practice	010	Physicians	10

Table B.2: Specialists/Non-IHC Participating Primary Care Providers

The number of Non-Primary Care Providers accepting PCCM patients, by specialty designation, by Licensed profession and by county, and, for counties with a population of 100,000 or greater, by geo zip code

Missouri	ALL ZIPS	General Practice	011	Dentists	1
Missouri	ALL ZIPS	General Psychiatry Residency	016	Nurse Practitioners	1
Missouri	ALL ZIPS	Geriatrics	010	Physicians	1
Missouri	ALL ZIPS	Gynecology	010	Physicians	3
Missouri	ALL ZIPS	Hematology	010	Physicians	8
Missouri	ALL ZIPS	Infectious Diseases	010	Physicians	19
Missouri	ALL ZIPS	Internal Medicine	010	Physicians	325
Missouri	ALL ZIPS	Maternal and Fetal Medicine	010	Physicians	16
Missouri	ALL ZIPS	Medical Microbiology	010	Physicians	1
Missouri	ALL ZIPS	Physicians	010	Physicians	1
Missouri	ALL ZIPS	Podiatrists	013	Podiatrists	4
Missouri	ALL ZIPS	Nurse Practitioners	016	Nurse Practitioners	360
Missouri	ALL ZIPS	Physical Therapists	022	Physical Therapists	3
				Occupational	1
Missouri	ALL ZIPS	Occupational Therapists	023	Therapists	
Missouri	ALL ZIPS	Speech Therapists	024	Speech Therapists	4
Missouri	ALL ZIPS	Audiologists	025	Audiologists	8
Missouri	ALL ZIPS	Neonatal-Perinatal Medicine	010	Physicians	7
Missouri	ALL ZIPS	Neonatology	010	Physicians	6
Missouri	ALL ZIPS	Nephrology	010	Physicians	19
Missouri	ALL ZIPS	Neurology	010	Physicians	75
Missouri	ALL ZIPS	Neurology Surgery	010	Physicians	28
Missouri	ALL ZIPS	Neuropathology	010	Physicians	1
Missouri	ALL ZIPS	Nuclear Medicine	010	Physicians	4
Missouri	ALL ZIPS	Obstetric-Gynecology	010	Physicians	79
Missouri	ALL ZIPS	Obstetrics	010	Physicians	1
Missouri	ALL ZIPS	Oncology	010	Physicians	42
Missouri	ALL ZIPS	Ophthalmology	010	Physicians	48
Missouri	ALL ZIPS	Orthopedic Surgery	010	Physicians	60
Missouri	ALL ZIPS	Otolaryngology	010	Physicians	21
Missouri	ALL ZIPS	Otology	010	Physicians	3
Missouri	ALL ZIPS	Otorhinolaryngology	010	Physicians	16
Missouri	ALL ZIPS	Pain Medicine	010	Physicians	1
Missouri	ALL ZIPS	Pathology	010	Physicians	78
Missouri	ALL ZIPS	Pediatric Allergies	010	Physicians	2
Missouri	ALL ZIPS	Pediatric Cardiology	010	Physicians	6
Missouri	ALL ZIPS	Pediatric Endocrinology	010	Physicians	1
Missouri	ALL ZIPS	Pediatric Hematology Oncology	010	Physicians	7
Missouri	ALL ZIPS	Pediatric Nephrology	010	Physicians	3
Missouri	ALL ZIPS	Pediatric Pulmonary	010	Physicians	4
Missouri	ALL ZIPS	Pediatric Radiology	010	Physicians	2
Missouri	ALL ZIPS	Pediatric Surgery	010	Physicians	8
Missouri	ALL ZIPS	Pediatrics	010	Physicians	293

Table B.2: Specialists/Non-IHC Participating Primary Care Providers

The number of Non-Primary Care Providers accepting PCCM patients, by specialty designation, by Licensed profession and by county, and, for counties with a population of 100,000 or greater, by geo zip code

Missouri	ALL ZIPS	Pediatrics	013	Podiatrists	1
Missouri	ALL ZIPS	Pedodontics	010	Physicians	1
Missouri	ALL ZIPS	Physical Medicine/Rehabilitation	010	Physicians	6
Missouri	ALL ZIPS	Plastic Surgery	010	Physicians	20
Missouri	ALL ZIPS	Psychiatry	010	Physicians	36
Missouri	ALL ZIPS	Pulmonary Diseases	010	Physicians	31
Missouri	ALL ZIPS	Radiation Oncology	010	Physicians	14
Missouri	ALL ZIPS	Radiology	010	Physicians	109
Missouri	ALL ZIPS	Radiology Diagnosis	010	Physicians	138
Missouri	ALL ZIPS	Radiology Therapeutic	010	Physicians	2
Missouri	ALL ZIPS	Reproductive Endocrinology	010	Physicians	1
Missouri	ALL ZIPS	Rheumatology	010	Physicians	12
Missouri	ALL ZIPS	Surgery General	010	Physicians	63
Missouri	ALL ZIPS	Surgery Hand	010	Physicians	2
Missouri	ALL ZIPS	Surgery Head/Neck	010	Physicians	1
Missouri	ALL ZIPS	Surgery-Abdomen	010	Physicians	2
		Therapeutic Pharmaceutical Agents	012	Optometrists	11
Missouri	ALL ZIPS	Thoracic Surgery	010	Physicians	10
Missouri	ALL ZIPS	Traumatic Surgery	010	Physicians	5
Missouri	ALL ZIPS	Urological Surgery	010	Physicians	18
Missouri	ALL ZIPS	Urology	010	Physicians	14
Missouri	ALL ZIPS	Vascular Surgery	010	Physicians	14
Nebraska	ALL ZIPS	Pediatric Radiology	010	Physicians	1
Nebraska	ALL ZIPS	Pediatrics	010	Physicians	1
Nevada	ALL ZIPS	Pediatrics	010	Physicians	1
Nevada	ALL ZIPS	Radiology Diagnosis	010	Physicians	5
New Jersey	ALL ZIPS	Neonatology	010	Physicians	4
New Jersey	ALL ZIPS	Neurology	010	Physicians	1
New Jersey	ALL ZIPS	Radiology Diagnosis	010	Physicians	1
New Mexico	ALL ZIPS	Anesthesiology	010	Physicians	1
New Mexico	ALL ZIPS	Emergency Medicine	010	Physicians	1
New Mexico	ALL ZIPS	Nuclear Medicine	010	Physicians	1
New Mexico	ALL ZIPS	Orthopedic Surgery	010	Physicians	3
New Mexico	ALL ZIPS	Radiology	010	Physicians	2
New Mexico	ALL ZIPS	Radiology Diagnosis	010	Physicians	2
New Mexico	ALL ZIPS	Surgery General	010	Physicians	1
New York	ALL ZIPS	Emergency Medicine	010	Physicians	1
New York	ALL ZIPS	Neurology	010	Physicians	1
North Carolina	ALL ZIPS	Pediatrics	010	Physicians	1
North Dakota	ALL ZIPS	Emergency Medicine	010	Physicians	4
North Dakota	ALL ZIPS	Family Practice	010	Physicians	5
North Dakota	ALL ZIPS	Internal Medicine	010	Physicians	3

Table B.2: Specialists/Non-IHC Participating Primary Care Providers

The number of Non-Primary Care Providers accepting PCCM patients, by specialty designation, by Licensed profession and by county, and, for counties with a population of 100,000 or greater, by geo zip code

North Dakota	ALL ZIPS	Neurology	010	Physicians	1
North Dakota	ALL ZIPS	Pathology	010	Physicians	1
North Dakota	ALL ZIPS	Psychiatry	010	Physicians	1
North Dakota	ALL ZIPS	Pulmonary Diseases	010	Physicians	1
North Dakota	ALL ZIPS	Radiology	010	Physicians	2
North Dakota	ALL ZIPS	Radiology Diagnosis	010	Physicians	1
North Dakota	ALL ZIPS	Surgery General	010	Physicians	1
Ohio	ALL ZIPS	Anesthesiology	010	Physicians	5
Ohio	ALL ZIPS	Child Neurology	010	Physicians	1
Ohio	ALL ZIPS	Family Practice	010	Physicians	1
Ohio	ALL ZIPS	Gastroenterology	010	Physicians	1
Ohio	ALL ZIPS	Neurology	010	Physicians	2
Ohio	ALL ZIPS	Nuclear Medicine	010	Physicians	1
Ohio	ALL ZIPS	Obstetric-Gynecology	010	Physicians	2
Ohio	ALL ZIPS	Otorhinolaryngology	010	Physicians	1
Ohio	ALL ZIPS	Pediatric Cardiology	010	Physicians	4
Ohio	ALL ZIPS	Pediatric Radiology	010	Physicians	9
Ohio	ALL ZIPS	Pediatric Surgery	010	Physicians	1
Ohio	ALL ZIPS	Pediatrics	010	Physicians	33
Ohio	ALL ZIPS	Radiology	010	Physicians	3
Ohio	ALL ZIPS	Radiology Diagnosis	010	Physicians	6
Oklahoma	ALL ZIPS	Pediatrics	010	Physicians	1
Oregon	ALL ZIPS	Radiology Diagnosis	010	Physicians	1
Pennsylvania	ALL ZIPS	Anesthesiology	010	Physicians	2
Pennsylvania	ALL ZIPS	Clinical Pathology	010	Physicians	1
Pennsylvania	ALL ZIPS	Pathology	010	Physicians	4
Pennsylvania	ALL ZIPS	Pediatric Surgery	010	Physicians	1
Pennsylvania	ALL ZIPS	Pediatrics	010	Physicians	1
Pennsylvania	ALL ZIPS	Radiology	010	Physicians	1
Pennsylvania	ALL ZIPS	Radiology Diagnosis	010	Physicians	10
Pennsylvania	ALL ZIPS	Surgery General	010	Physicians	1
South Dakota	ALL ZIPS	Family Practice	010	Physicians	1
Tennessee	ALL ZIPS	Anesthesiology	010	Physicians	2
Tennessee	ALL ZIPS	Dermatopathology	010	Physicians	1
Tennessee	ALL ZIPS	Emergency Medicine	010	Physicians	2
Tennessee	ALL ZIPS	Internal Medicine	010	Physicians	1
Tennessee	ALL ZIPS	Nurse Practitioners	016	Nurse Practitioners	24
Tennessee	ALL ZIPS	Neurology	010	Physicians	4
Tennessee	ALL ZIPS	Ophthalmology	010	Physicians	2
Tennessee	ALL ZIPS	Orthopedic Surgery	010	Physicians	1
Tennessee	ALL ZIPS	Otolaryngology	010	Physicians	1
Tennessee	ALL ZIPS	Pathology	010	Physicians	12
Tennessee	ALL ZIPS	Pediatric Cardiology	010	Physicians	2

Table B.2: Specialists/Non-IHC Participating Primary Care Providers

The number of Non-Primary Care Providers accepting PCCM patients, by specialty designation, by Licensed profession and by county, and, for counties with a population of 100,000 or greater, by geo zip code

Tennessee	ALL ZIPS	Pediatric Hematology Oncology	010	Physicians	3
Tennessee	ALL ZIPS	Pediatric Radiology	010	Physicians	3
Tennessee	ALL ZIPS	Pediatric Surgery	010	Physicians	1
Tennessee	ALL ZIPS	Pediatrics	010	Physicians	12
Tennessee	ALL ZIPS	Radiation Oncology	010	Physicians	1
Tennessee	ALL ZIPS	Radiology	010	Physicians	3
Tennessee	ALL ZIPS	Radiology Diagnosis	010	Physicians	6
Tennessee	ALL ZIPS	Surgery General	010	Physicians	1
Texas	ALL ZIPS	Anesthesiology	010	Physicians	1
Texas	ALL ZIPS	Neurology	010	Physicians	2
Texas	ALL ZIPS	Radiology Diagnosis	010	Physicians	1
Virginia	ALL ZIPS	Radiology Diagnosis	010	Physicians	2
Wisconsin	ALL ZIPS	Allergy	010	Physicians	2
Wisconsin	ALL ZIPS	Allergy-Immunization	010	Physicians	5
Wisconsin	ALL ZIPS	Anesthesiology	010	Physicians	70
Wisconsin	ALL ZIPS	Cardiology	010	Physicians	25
Wisconsin	ALL ZIPS	Cardiovascular Diseases	010	Physicians	21
Wisconsin	ALL ZIPS	Cardiovascular Surgery	010	Physicians	2
Wisconsin	ALL ZIPS	Child Neurology	010	Physicians	4
Wisconsin	ALL ZIPS	Child Psychiatry	010	Physicians	1
Wisconsin	ALL ZIPS	Clinical Pathology	010	Physicians	4
Wisconsin	ALL ZIPS	Dermatology	010	Physicians	12
Wisconsin	ALL ZIPS	Diagnostic Pharmaceutical Agents	012	Optometrists	2
Wisconsin	ALL ZIPS	Emergency Medicine	010	Physicians	173
Wisconsin	ALL ZIPS	Endocrinology	010	Physicians	4
Wisconsin	ALL ZIPS	Family Practice	010	Physicians	52
Wisconsin	ALL ZIPS	Gastroenterology	010	Physicians	11
Wisconsin	ALL ZIPS	General Dentistry	011	Dentists	1
Wisconsin	ALL ZIPS	General Practice	010	Physicians	2
Wisconsin	ALL ZIPS	Gynecology	010	Physicians	2
Wisconsin	ALL ZIPS	Hematology	010	Physicians	5
Wisconsin	ALL ZIPS	Infectious Diseases	010	Physicians	2
Wisconsin	ALL ZIPS	Internal Medicine	010	Physicians	104
Wisconsin	ALL ZIPS	Physicians	010	Physicians	2
Wisconsin	ALL ZIPS	Podiatrists	013	Podiatrists	3
Wisconsin	ALL ZIPS	Nurse Practitioners	016	Nurse Practitioners	63
Wisconsin	ALL ZIPS	Physical Therapists	022	Physical Therapists	4
				Occupational	2
Wisconsin	ALL ZIPS	Occupational Therapists	023	Therapists	
Wisconsin	ALL ZIPS	Speech Therapists	024	Speech Therapists	6
Wisconsin	ALL ZIPS	Audiologists	025	Audiologists	4
Wisconsin	ALL ZIPS	Neonatal-Perinatal Medicine	010	Physicians	4
Wisconsin	ALL ZIPS	Neonatology	010	Physicians	1

Table B.2: Specialists/Non-IHC Participating Primary Care Providers

The number of Non-Primary Care Providers accepting PCCM patients, by specialty designation, by Licensed profession and by county, and, for counties with a population of 100,000 or greater, by geo zip code

Wisconsin	ALL ZIPS	Nephrology	010	Physicians	5
Wisconsin	ALL ZIPS	Neurology	010	Physicians	24
Wisconsin	ALL ZIPS	Neurology Surgery	010	Physicians	8
Wisconsin	ALL ZIPS	Nuclear Medicine	010	Physicians	3
Wisconsin	ALL ZIPS	Obstetric-Gynecology	010	Physicians	35
Wisconsin	ALL ZIPS	Oncology	010	Physicians	1
Wisconsin	ALL ZIPS	Ophthalmology	010	Physicians	25
Wisconsin	ALL ZIPS	Orthopedic Surgery	010	Physicians	31
Wisconsin	ALL ZIPS	Otolaryngology	010	Physicians	10
Wisconsin	ALL ZIPS	Otorhinolaryngology	010	Physicians	11
Wisconsin	ALL ZIPS	Pathology	010	Physicians	45
Wisconsin	ALL ZIPS	Pediatric Allergies	010	Physicians	3
Wisconsin	ALL ZIPS	Pediatric Cardiology	010	Physicians	20
Wisconsin	ALL ZIPS	Pediatric Endocrinology	010	Physicians	4
Wisconsin	ALL ZIPS	Pediatric Hematology Oncology	010	Physicians	14
Wisconsin	ALL ZIPS	Pediatric Nephrology	010	Physicians	1
Wisconsin	ALL ZIPS	Pediatric Pulmonary	010	Physicians	3
Wisconsin	ALL ZIPS	Pediatric Radiology	010	Physicians	8
Wisconsin	ALL ZIPS	Pediatric Surgery	010	Physicians	4
Wisconsin	ALL ZIPS	Pediatrics	010	Physicians	124
Wisconsin	ALL ZIPS	Physical Medicine/Rehabilitation	010	Physicians	11
Wisconsin	ALL ZIPS	Plastic Surgery	010	Physicians	5
Wisconsin	ALL ZIPS	Psychiatry	010	Physicians	7
Wisconsin	ALL ZIPS	Pulmonary Diseases	010	Physicians	15
Wisconsin	ALL ZIPS	Radiation Oncology	010	Physicians	3
Wisconsin	ALL ZIPS	Radiology	010	Physicians	73
Wisconsin	ALL ZIPS	Radiology Diagnosis	010	Physicians	119
Wisconsin	ALL ZIPS	Rheumatology	010	Physicians	6
Wisconsin	ALL ZIPS	Surgery General	010	Physicians	24
Wisconsin	ALL ZIPS	Surgery Head/Neck	010	Physicians	1
Wisconsin	ALL ZIPS	Therapeutic Pharmaceutical Agents	012	Optometrists	3
Wisconsin	ALL ZIPS	Thoracic Surgery	010	Physicians	3
Wisconsin	ALL ZIPS	Traumatic Surgery	010	Physicians	5
Wisconsin	ALL ZIPS	Urological Surgery	010	Physicians	1
Wisconsin	ALL ZIPS	Urology	010	Physicians	11
Wisconsin	ALL ZIPS	Vascular Surgery	010	Physicians	7

APPENDIX C

All Kids Program Data

The number of individuals enrolled in the Covering All Kids health insurance program by county, and, for counties with a population of 100,000 or greater, by geo zip code.

County	ZipCode	Level	Clients
Adams	623	ASSIST	31
Adams	623	PREMIUM LEVEL 1	■
Adams	ALL ZIPS	ASSIST	6,482
Adams	ALL ZIPS	PREMIUM LEVEL 1	333
Adams	ALL ZIPS	PREMIUM LEVEL 2	219
Adams	ALL ZIPS	SHARE	116
Alexander	ALL ZIPS	ASSIST	1,246
Alexander	ALL ZIPS	PREMIUM LEVEL 1	10
Alexander	ALL ZIPS	PREMIUM LEVEL 2	7
Alexander	ALL ZIPS	SHARE	7
Bond	620	ASSIST	77
Bond	620	PREMIUM LEVEL 1	■
Bond	620	PREMIUM LEVEL 2	■
Bond	622	ASSIST	650
Bond	622	PREMIUM LEVEL 1	21
Bond	622	PREMIUM LEVEL 2	11
Bond	622	SHARE	■
Bond	ALL ZIPS	ASSIST	652
Bond	ALL ZIPS	PREMIUM LEVEL 1	51
Bond	ALL ZIPS	PREMIUM LEVEL 2	49
Bond	ALL ZIPS	SHARE	38
Boone	610	ASSIST	196
Boone	610	PREMIUM LEVEL 1	18
Boone	610	PREMIUM LEVEL 2	■
Boone	ALL ZIPS	ASSIST	5,177
Boone	ALL ZIPS	PREMIUM LEVEL 1	280
Boone	ALL ZIPS	PREMIUM LEVEL 2	216
Boone	ALL ZIPS	SHARE	100
Brown	ALL ZIPS	ASSIST	390
Brown	ALL ZIPS	PREMIUM LEVEL 1	20
Brown	ALL ZIPS	PREMIUM LEVEL 2	20
Brown	ALL ZIPS	SHARE	■
Bureau	613	ASSIST	82
Bureau	613	PREMIUM LEVEL 2	■
Bureau	ALL ZIPS	ASSIST	3,005
Bureau	ALL ZIPS	PREMIUM LEVEL 1	176
Bureau	ALL ZIPS	PREMIUM LEVEL 2	152
Bureau	ALL ZIPS	SHARE	69
Calhoun	ALL ZIPS	ASSIST	337
Calhoun	ALL ZIPS	PREMIUM LEVEL 1	21
Calhoun	ALL ZIPS	PREMIUM LEVEL 2	11
Calhoun	ALL ZIPS	SHARE	8
Carroll	610	PREMIUM LEVEL 2	■
Carroll	ALL ZIPS	ASSIST	1,145
Carroll	ALL ZIPS	PREMIUM LEVEL 1	100

APPENDIX C

All Kids Program Data

The number of individuals enrolled in the Covering All Kids health insurance program by county, and, for counties with a population of 100,000 or greater, by geo zip code.

Carroll	ALL ZIPS	PREMIUM LEVEL 2	57
Carroll	ALL ZIPS	SHARE	14
Cass	626	ASSIST	11
Cass	626	PREMIUM LEVEL 1	■
Cass	ALL ZIPS	ASSIST	1,542
Cass	ALL ZIPS	PREMIUM LEVEL 1	106
Cass	ALL ZIPS	PREMIUM LEVEL 2	66
Cass	ALL ZIPS	SHARE	42
Champaign	618	ASSIST	16,419
Champaign	618	PREMIUM LEVEL 1	688
Champaign	618	PREMIUM LEVEL 2	514
Champaign	618	SHARE	201
Champaign	ALL ZIPS	ASSIST	172
Champaign	ALL ZIPS	PREMIUM LEVEL 1	■
Champaign	ALL ZIPS	PREMIUM LEVEL 2	■
Christian	620	ASSIST	■
Christian	625	ASSIST	39
Christian	625	PREMIUM LEVEL 1	■
Christian	625	PREMIUM LEVEL 2	■
Christian	625	SHARE	■
Christian	ALL ZIPS	ASSIST	3,298
Christian	ALL ZIPS	PREMIUM LEVEL 1	131
Christian	ALL ZIPS	PREMIUM LEVEL 2	138
Christian	ALL ZIPS	SHARE	60
Clark	624	ASSIST	■
Clark	624	PREMIUM LEVEL 1	■
Clark	624	SHARE	■
Clark	ALL ZIPS	ASSIST	1,566
Clark	ALL ZIPS	PREMIUM LEVEL 1	106
Clark	ALL ZIPS	PREMIUM LEVEL 2	70
Clark	ALL ZIPS	SHARE	32
Clay	ALL ZIPS	ASSIST	1,401
Clay	ALL ZIPS	PREMIUM LEVEL 1	75
Clay	ALL ZIPS	PREMIUM LEVEL 2	65
Clay	ALL ZIPS	SHARE	31
Clinton	622	ASSIST	91
Clinton	ALL ZIPS	ASSIST	2,134
Clinton	ALL ZIPS	PREMIUM LEVEL 1	138
Clinton	ALL ZIPS	PREMIUM LEVEL 2	94
Clinton	ALL ZIPS	SHARE	41
Coles	619	ASSIST	25
Coles	619	PREMIUM LEVEL 1	■
Coles	ALL ZIPS	ASSIST	4,666
Coles	ALL ZIPS	PREMIUM LEVEL 1	276
Coles	ALL ZIPS	PREMIUM LEVEL 2	226
Coles	ALL ZIPS	SHARE	73

APPENDIX C

All Kids Program Data

The number of individuals enrolled in the Covering All Kids health insurance program by county, and, for counties with a population of 100,000 or greater, by geo zip code.

Cook	600	ASSIST	45,130
Cook	600	PREMIUM LEVEL 1	3,455
Cook	600	PREMIUM LEVEL 2	2,578
Cook	600	SHARE	1,110
Cook	601	ASSIST	46,557
Cook	601	PREMIUM LEVEL 1	3,085
Cook	601	PREMIUM LEVEL 2	2,186
Cook	601	SHARE	1,041
Cook	602	ASSIST	4,529
Cook	602	PREMIUM LEVEL 1	202
Cook	602	PREMIUM LEVEL 2	172
Cook	602	SHARE	78
Cook	603	ASSIST	2,088
Cook	603	PREMIUM LEVEL 1	102
Cook	603	PREMIUM LEVEL 2	87
Cook	603	SHARE	51
Cook	604	ASSIST	104,466
Cook	604	PREMIUM LEVEL 1	3,516
Cook	604	PREMIUM LEVEL 2	2,554
Cook	604	SHARE	1,225
Cook	605	ASSIST	8,653
Cook	605	PREMIUM LEVEL 1	451
Cook	605	PREMIUM LEVEL 2	324
Cook	605	SHARE	148
Cook	606	ASSIST	403,283
Cook	606	PREMIUM LEVEL 1	11,126
Cook	606	PREMIUM LEVEL 2	6,937
Cook	606	SHARE	4,041
Cook	607	ASSIST	8,662
Cook	607	PREMIUM LEVEL 1	709
Cook	607	PREMIUM LEVEL 2	520
Cook	607	SHARE	277
Cook	608	ASSIST	30,921
Cook	608	PREMIUM LEVEL 1	1,132
Cook	608	PREMIUM LEVEL 2	658
Cook	608	SHARE	442
Cook	ALL ZIPS	ASSIST	642
Cook	ALL ZIPS	PREMIUM LEVEL 1	37
Cook	ALL ZIPS	PREMIUM LEVEL 2	19
Cook	ALL ZIPS	SHARE	11
Crawford	624	ASSIST	■
Crawford	ALL ZIPS	ASSIST	1,641
Crawford	ALL ZIPS	PREMIUM LEVEL 1	109
Crawford	ALL ZIPS	PREMIUM LEVEL 2	76
Crawford	ALL ZIPS	SHARE	29
Cumberland	606	ASSIST	■

APPENDIX C

All Kids Program Data

The number of individuals enrolled in the Covering All Kids health insurance program by county, and, for counties with a population of 100,000 or greater, by geo zip code.

Cumberland	624	ASSIST	
Cumberland	624	PREMIUM LEVEL 2	
Cumberland	ALL ZIPS	ASSIST	881
Cumberland	ALL ZIPS	PREMIUM LEVEL 1	68
Cumberland	ALL ZIPS	PREMIUM LEVEL 2	63
Cumberland	ALL ZIPS	SHARE	17
De Witt	617	ASSIST	73
De Witt	617	PREMIUM LEVEL 1	
De Witt	618	ASSIST	36
De Witt	ALL ZIPS	ASSIST	1,348
De Witt	ALL ZIPS	PREMIUM LEVEL 1	90
De Witt	ALL ZIPS	PREMIUM LEVEL 2	53
De Witt	ALL ZIPS	SHARE	23
Dekalb	601	ASSIST	7,087
Dekalb	601	PREMIUM LEVEL 1	352
Dekalb	601	PREMIUM LEVEL 2	245
Dekalb	601	SHARE	128
Dekalb	605	ASSIST	1,318
Dekalb	605	PREMIUM LEVEL 1	104
Dekalb	605	PREMIUM LEVEL 2	75
Dekalb	605	SHARE	38
Dekalb	ALL ZIPS	ASSIST	100
Dekalb	ALL ZIPS	PREMIUM LEVEL 1	
Dekalb	ALL ZIPS	SHARE	
Douglas	619	ASSIST	74
Douglas	619	PREMIUM LEVEL 2	
Douglas	ALL ZIPS	ASSIST	1,483
Douglas	ALL ZIPS	PREMIUM LEVEL 1	146
Douglas	ALL ZIPS	PREMIUM LEVEL 2	104
Douglas	ALL ZIPS	SHARE	28
DuPage		ASSIST	6
DuPage	601	ASSIST	40,717
DuPage	601	PREMIUM LEVEL 1	2,558
DuPage	601	PREMIUM LEVEL 2	1,970
DuPage	601	SHARE	806
DuPage	603	ASSIST	7
DuPage	605	ASSIST	18,326
DuPage	605	PREMIUM LEVEL 1	1,127
DuPage	605	PREMIUM LEVEL 2	906
DuPage	605	SHARE	328
DuPage	ALL ZIPS	ASSIST	76
DuPage	ALL ZIPS	PREMIUM LEVEL 1	
DuPage	ALL ZIPS	SHARE	
Edgar	619	ASSIST	
Edgar	ALL ZIPS	ASSIST	1,777
Edgar	ALL ZIPS	PREMIUM LEVEL 1	103

APPENDIX C

All Kids Program Data

The number of individuals enrolled in the Covering All Kids health insurance program by county, and, for counties with a population of 100,000 or greater, by geo zip code.

Edgar	ALL ZIPS	PREMIUM LEVEL 2	53
Edgar	ALL ZIPS	SHARE	35
Edwards	628	ASSIST	■
Edwards	ALL ZIPS	ASSIST	528
Edwards	ALL ZIPS	PREMIUM LEVEL 1	27
Edwards	ALL ZIPS	PREMIUM LEVEL 2	26
Edwards	ALL ZIPS	SHARE	■
Effingham	624	ASSIST	11
Effingham	624	PREMIUM LEVEL 1	■
Effingham	ALL ZIPS	ASSIST	2,801
Effingham	ALL ZIPS	PREMIUM LEVEL 1	213
Effingham	ALL ZIPS	PREMIUM LEVEL 2	160
Effingham	ALL ZIPS	SHARE	36
Fayette	620	ASSIST	20
Fayette	622	ASSIST	■
Fayette	624	ASSIST	51
Fayette	624	PREMIUM LEVEL 2	■
Fayette	ALL ZIPS	ASSIST	2,251
Fayette	ALL ZIPS	PREMIUM LEVEL 1	102
Fayette	ALL ZIPS	PREMIUM LEVEL 2	89
Fayette	ALL ZIPS	SHARE	24
Ford	609	ASSIST	72
Ford	609	PREMIUM LEVEL 2	■
Ford	609	SHARE	■
Ford	617	ASSIST	9
Ford	ALL ZIPS	ASSIST	1,127
Ford	ALL ZIPS	PREMIUM LEVEL 1	73
Ford	ALL ZIPS	PREMIUM LEVEL 2	53
Ford	ALL ZIPS	SHARE	27
Franklin	628	ASSIST	10
Franklin	628	PREMIUM LEVEL 1	■
Franklin	629	PREMIUM LEVEL 1	■
Franklin	ALL ZIPS	ASSIST	4,953
Franklin	ALL ZIPS	PREMIUM LEVEL 1	209
Franklin	ALL ZIPS	PREMIUM LEVEL 2	172
Franklin	ALL ZIPS	SHARE	69
Fulton	614	ASSIST	■
Fulton	615	ASSIST	42
Fulton	615	PREMIUM LEVEL 1	■
Fulton	ALL ZIPS	ASSIST	3,255
Fulton	ALL ZIPS	PREMIUM LEVEL 1	130
Fulton	ALL ZIPS	PREMIUM LEVEL 2	132
Fulton	ALL ZIPS	SHARE	67
Gallatin	ALL ZIPS	ASSIST	621
Gallatin	ALL ZIPS	PREMIUM LEVEL 1	24
Gallatin	ALL ZIPS	PREMIUM LEVEL 2	18

APPENDIX C

All Kids Program Data

The number of individuals enrolled in the Covering All Kids health insurance program by county, and, for counties with a population of 100,000 or greater, by geo zip code.

Gallatin	ALL ZIPS	SHARE	11
Greene	620	ASSIST	█
Greene	ALL ZIPS	ASSIST	1,438
Greene	ALL ZIPS	PREMIUM LEVEL 1	66
Greene	ALL ZIPS	PREMIUM LEVEL 2	34
Greene	ALL ZIPS	SHARE	18
Grundy	604	ASSIST	654
Grundy	604	PREMIUM LEVEL 1	28
Grundy	604	PREMIUM LEVEL 2	23
Grundy	604	SHARE	6
Grundy	ALL ZIPS	ASSIST	2,988
Grundy	ALL ZIPS	PREMIUM LEVEL 1	160
Grundy	ALL ZIPS	PREMIUM LEVEL 2	151
Grundy	ALL ZIPS	SHARE	32
Hamilton	628	ASSIST	█
Hamilton	ALL ZIPS	ASSIST	748
Hamilton	ALL ZIPS	PREMIUM LEVEL 1	50
Hamilton	ALL ZIPS	PREMIUM LEVEL 2	42
Hamilton	ALL ZIPS	SHARE	21
Hancock	623	ASSIST	9
Hancock	623	PREMIUM LEVEL 2	█
Hancock	ALL ZIPS	ASSIST	1,685
Hancock	ALL ZIPS	PREMIUM LEVEL 1	101
Hancock	ALL ZIPS	PREMIUM LEVEL 2	85
Hancock	ALL ZIPS	SHARE	18
Hardin	629	ASSIST	█
Hardin	ALL ZIPS	ASSIST	473
Hardin	ALL ZIPS	PREMIUM LEVEL 1	26
Hardin	ALL ZIPS	PREMIUM LEVEL 2	12
Hardin	ALL ZIPS	SHARE	█
Henderson	614	ASSIST	█
Henderson	614	PREMIUM LEVEL 1	█
Henderson	ALL ZIPS	ASSIST	547
Henderson	ALL ZIPS	PREMIUM LEVEL 1	29
Henderson	ALL ZIPS	PREMIUM LEVEL 2	27
Henderson	ALL ZIPS	SHARE	6
Henry	612	ASSIST	231
Henry	612	PREMIUM LEVEL 1	█
Henry	612	PREMIUM LEVEL 2	█
Henry	612	SHARE	█
Henry	614	ASSIST	17
Henry	ALL ZIPS	ASSIST	3,897
Henry	ALL ZIPS	PREMIUM LEVEL 1	201
Henry	ALL ZIPS	PREMIUM LEVEL 2	147
Henry	ALL ZIPS	SHARE	77
Iroquois	609	ASSIST	90

APPENDIX C

All Kids Program Data

The number of individuals enrolled in the Covering All Kids health insurance program by county, and, for counties with a population of 100,000 or greater, by geo zip code.

Iroquois	609	PREMIUM LEVEL 1	█
Iroquois	ALL ZIPS	ASSIST	2,771
Iroquois	ALL ZIPS	PREMIUM LEVEL 1	193
Iroquois	ALL ZIPS	PREMIUM LEVEL 2	108
Iroquois	ALL ZIPS	SHARE	36
Jackson	629	ASSIST	22
Jackson	629	PREMIUM LEVEL 2	█
Jackson	ALL ZIPS	ASSIST	5,823
Jackson	ALL ZIPS	PREMIUM LEVEL 1	215
Jackson	ALL ZIPS	PREMIUM LEVEL 2	160
Jackson	ALL ZIPS	SHARE	64
Jasper	ALL ZIPS	ASSIST	755
Jasper	ALL ZIPS	PREMIUM LEVEL 1	76
Jasper	ALL ZIPS	PREMIUM LEVEL 2	66
Jasper	ALL ZIPS	SHARE	11
Jefferson	628	ASSIST	22
Jefferson	628	PREMIUM LEVEL 1	█
Jefferson	ALL ZIPS	ASSIST	4,498
Jefferson	ALL ZIPS	PREMIUM LEVEL 1	207
Jefferson	ALL ZIPS	PREMIUM LEVEL 2	161
Jefferson	ALL ZIPS	SHARE	69
Jersey	620	ASSIST	42
Jersey	620	PREMIUM LEVEL 2	█
Jersey	620	SHARE	█
Jersey	ALL ZIPS	ASSIST	1,741
Jersey	ALL ZIPS	PREMIUM LEVEL 1	59
Jersey	ALL ZIPS	PREMIUM LEVEL 2	62
Jersey	ALL ZIPS	SHARE	29
Jo Daviess	610	ASSIST	18
Jo Daviess	610	PREMIUM LEVEL 1	█
Jo Daviess	ALL ZIPS	ASSIST	1,344
Jo Daviess	ALL ZIPS	PREMIUM LEVEL 1	97
Jo Daviess	ALL ZIPS	PREMIUM LEVEL 2	57
Jo Daviess	ALL ZIPS	SHARE	38
Johnson	ALL ZIPS	ASSIST	957
Johnson	ALL ZIPS	PREMIUM LEVEL 1	53
Johnson	ALL ZIPS	PREMIUM LEVEL 2	32
Johnson	ALL ZIPS	SHARE	13
Kane	601	ASSIST	28,488
Kane	601	PREMIUM LEVEL 1	1,753
Kane	601	PREMIUM LEVEL 2	1,252
Kane	601	SHARE	663
Kane	605	ASSIST	29,024
Kane	605	PREMIUM LEVEL 1	1,206
Kane	605	PREMIUM LEVEL 2	769
Kane	605	SHARE	377

APPENDIX C

All Kids Program Data

The number of individuals enrolled in the Covering All Kids health insurance program by county, and, for counties with a population of 100,000 or greater, by geo zip code.

Kane	ALL ZIPS	ASSIST	47
Kane	ALL ZIPS	PREMIUM LEVEL 1	█
Kane	ALL ZIPS	SHARE	█
Kankakee	609	ASSIST	12,521
Kankakee	609	PREMIUM LEVEL 1	471
Kankakee	609	PREMIUM LEVEL 2	282
Kankakee	609	SHARE	203
Kankakee	ALL ZIPS	ASSIST	17
Kendall	605	ASSIST	923
Kendall	605	PREMIUM LEVEL 1	14
Kendall	605	PREMIUM LEVEL 2	27
Kendall	605	SHARE	█
Kendall	ALL ZIPS	ASSIST	6,911
Kendall	ALL ZIPS	PREMIUM LEVEL 1	436
Kendall	ALL ZIPS	PREMIUM LEVEL 2	427
Kendall	ALL ZIPS	SHARE	121
Knox	614	ASSIST	25
Knox	614	PREMIUM LEVEL 1	█
Knox	615	ASSIST	6
Knox	615	PREMIUM LEVEL 2	█
Knox	ALL ZIPS	ASSIST	5,448
Knox	ALL ZIPS	PREMIUM LEVEL 1	232
Knox	ALL ZIPS	PREMIUM LEVEL 2	193
Knox	ALL ZIPS	SHARE	93
La Salle	604	ASSIST	137
La Salle	604	PREMIUM LEVEL 1	█
La Salle	604	PREMIUM LEVEL 2	█
La Salle	604	SHARE	█
La Salle	605	ASSIST	996
La Salle	605	PREMIUM LEVEL 1	80
La Salle	605	PREMIUM LEVEL 2	48
La Salle	605	SHARE	13
La Salle	613	ASSIST	9,485
La Salle	613	PREMIUM LEVEL 1	333
La Salle	613	PREMIUM LEVEL 2	266
La Salle	613	SHARE	102
La Salle	ALL ZIPS	ASSIST	228
La Salle	ALL ZIPS	PREMIUM LEVEL 1	█
La Salle	ALL ZIPS	PREMIUM LEVEL 2	█
La Salle	ALL ZIPS	SHARE	█
Lake	600	ASSIST	59,275
Lake	600	PREMIUM LEVEL 1	3,603
Lake	600	PREMIUM LEVEL 2	2,584
Lake	600	SHARE	1,220
Lake	ALL ZIPS	ASSIST	45
Lake	ALL ZIPS	PREMIUM LEVEL 1	█

APPENDIX C

All Kids Program Data

The number of individuals enrolled in the Covering All Kids health insurance program by county, and, for counties with a population of 100,000 or greater, by geo zip code.

Lawrence	624	ASSIST	█
Lawrence	ALL ZIPS	ASSIST	1,392
Lawrence	ALL ZIPS	PREMIUM LEVEL 1	73
Lawrence	ALL ZIPS	PREMIUM LEVEL 2	41
Lawrence	ALL ZIPS	SHARE	20
Lee	605	ASSIST	19
Lee	605	PREMIUM LEVEL 2	█
Lee	610	ASSIST	19
Lee	613	ASSIST	31
Lee	613	PREMIUM LEVEL 2	█
Lee	ALL ZIPS	ASSIST	2,791
Lee	ALL ZIPS	PREMIUM LEVEL 1	134
Lee	ALL ZIPS	PREMIUM LEVEL 2	85
Lee	ALL ZIPS	SHARE	55
Livingston	604	ASSIST	52
Livingston	609	ASSIST	37
Livingston	613	ASSIST	125
Livingston	613	PREMIUM LEVEL 1	█
Livingston	613	SHARE	█
Livingston	617	ASSIST	38
Livingston	ALL ZIPS	ASSIST	2,766
Livingston	ALL ZIPS	PREMIUM LEVEL 1	119
Livingston	ALL ZIPS	PREMIUM LEVEL 2	137
Livingston	ALL ZIPS	SHARE	39
Logan	617	ASSIST	11
Logan	617	PREMIUM LEVEL 2	█
Logan	625	ASSIST	10
Logan	626	ASSIST	27
Logan	626	PREMIUM LEVEL 2	█
Logan	ALL ZIPS	ASSIST	2,618
Logan	ALL ZIPS	PREMIUM LEVEL 1	113
Logan	ALL ZIPS	PREMIUM LEVEL 2	144
Logan	ALL ZIPS	SHARE	20
Macon	617	ASSIST	145
Macon	617	PREMIUM LEVEL 1	11
Macon	617	PREMIUM LEVEL 2	█
Macon	617	SHARE	█
Macon	625	ASSIST	12,472
Macon	625	PREMIUM LEVEL 1	302
Macon	625	PREMIUM LEVEL 2	195
Macon	625	SHARE	112
Macon	ALL ZIPS	ASSIST	163
Macon	ALL ZIPS	PREMIUM LEVEL 1	█
Macon	ALL ZIPS	PREMIUM LEVEL 2	█
Macon	ALL ZIPS	SHARE	█
Macoupin	620	ASSIST	124

APPENDIX C

All Kids Program Data

The number of individuals enrolled in the Covering All Kids health insurance program by county, and, for counties with a population of 100,000 or greater, by geo zip code.

Macoupin	620	PREMIUM LEVEL 1	
Macoupin	620	PREMIUM LEVEL 2	
Macoupin	620	SHARE	
Macoupin	626	ASSIST	55
Macoupin	626	PREMIUM LEVEL 1	
Macoupin	626	PREMIUM LEVEL 2	
Macoupin	ALL ZIPS	ASSIST	4,103
Macoupin	ALL ZIPS	PREMIUM LEVEL 1	230
Macoupin	ALL ZIPS	PREMIUM LEVEL 2	195
Macoupin	ALL ZIPS	SHARE	59
Madison	620	ASSIST	18,684
Madison	620	PREMIUM LEVEL 1	625
Madison	620	PREMIUM LEVEL 2	395
Madison	620	SHARE	211
Madison	622	ASSIST	4,763
Madison	622	PREMIUM LEVEL 1	193
Madison	622	PREMIUM LEVEL 2	175
Madison	622	SHARE	70
Madison	ALL ZIPS	ASSIST	371
Madison	ALL ZIPS	PREMIUM LEVEL 1	7
Madison	ALL ZIPS	PREMIUM LEVEL 2	
Madison	ALL ZIPS	SHARE	7
Marion	628	ASSIST	14
Marion	ALL ZIPS	ASSIST	5,391
Marion	ALL ZIPS	PREMIUM LEVEL 1	184
Marion	ALL ZIPS	PREMIUM LEVEL 2	122
Marion	ALL ZIPS	SHARE	54
Marshall	613	ASSIST	44
Marshall	613	PREMIUM LEVEL 1	
Marshall	615	ASSIST	51
Marshall	615	PREMIUM LEVEL 1	
Marshall	615	SHARE	
Marshall	ALL ZIPS	ASSIST	850
Marshall	ALL ZIPS	PREMIUM LEVEL 1	40
Marshall	ALL ZIPS	PREMIUM LEVEL 2	42
Marshall	ALL ZIPS	SHARE	23
Mason	615	ASSIST	68
Mason	615	PREMIUM LEVEL 1	
Mason	615	SHARE	
Mason	626	ASSIST	16
Mason	ALL ZIPS	ASSIST	1,396
Mason	ALL ZIPS	PREMIUM LEVEL 1	70
Mason	ALL ZIPS	PREMIUM LEVEL 2	59
Mason	ALL ZIPS	SHARE	17
Massac	629	ASSIST	
Massac	ALL ZIPS	ASSIST	1,955

APPENDIX C

All Kids Program Data













The number of individuals enrolled in the Covering All Kids health insurance program by county, and, for counties with a population of 100,000 or greater, by geo zip code.

Massac	ALL ZIPS	PREMIUM LEVEL 1	44
Massac	ALL ZIPS	PREMIUM LEVEL 2	39
Massac	ALL ZIPS	SHARE	21
McDonough	614	ASSIST	█
McDonough	623	ASSIST	█
McDonough	ALL ZIPS	ASSIST	2,314
McDonough	ALL ZIPS	PREMIUM LEVEL 1	103
McDonough	ALL ZIPS	PREMIUM LEVEL 2	119
McDonough	ALL ZIPS	SHARE	49
McHenry	600	ASSIST	15,439
McHenry	600	PREMIUM LEVEL 1	1,071
McHenry	600	PREMIUM LEVEL 2	812
McHenry	600	SHARE	324
McHenry	601	ASSIST	4,184
McHenry	601	PREMIUM LEVEL 1	378
McHenry	601	PREMIUM LEVEL 2	356
McHenry	601	SHARE	100
McHenry	ALL ZIPS	ASSIST	18
McHenry	ALL ZIPS	PREMIUM LEVEL 1	█
McHenry	ALL ZIPS	PREMIUM LEVEL 2	█
McLean	617	ASSIST	11,415
McLean	617	PREMIUM LEVEL 1	547
McLean	617	PREMIUM LEVEL 2	454
McLean	617	SHARE	157
McLean	ALL ZIPS	ASSIST	77
McLean	ALL ZIPS	PREMIUM LEVEL 1	█
Menard	626	ASSIST	109
Menard	626	PREMIUM LEVEL 1	█
Menard	626	PREMIUM LEVEL 2	█
Menard	ALL ZIPS	ASSIST	743
Menard	ALL ZIPS	PREMIUM LEVEL 1	34
Menard	ALL ZIPS	PREMIUM LEVEL 2	48
Menard	ALL ZIPS	SHARE	9
Mercer	612	ASSIST	75
Mercer	612	PREMIUM LEVEL 1	█
Mercer	614	ASSIST	16
Mercer	ALL ZIPS	ASSIST	1,096
Mercer	ALL ZIPS	PREMIUM LEVEL 1	82
Mercer	ALL ZIPS	PREMIUM LEVEL 2	51
Mercer	ALL ZIPS	SHARE	34
Monroe	622	ASSIST	88
Monroe	622	PREMIUM LEVEL 1	█
Monroe	622	SHARE	█
Monroe	ALL ZIPS	ASSIST	955
Monroe	ALL ZIPS	PREMIUM LEVEL 1	60
Monroe	ALL ZIPS	PREMIUM LEVEL 2	82

APPENDIX C

All Kids Program Data

The number of individuals enrolled in the Covering All Kids health insurance program by county, and, for counties with a population of 100,000 or greater, by geo zip code.

Monroe	ALL ZIPS	SHARE	28
Montgomery	620	ASSIST	23
Montgomery	620	PREMIUM LEVEL 1	
Montgomery	620	PREMIUM LEVEL 2	
Montgomery	620	SHARE	
Montgomery	625	ASSIST	10
Montgomery	ALL ZIPS	ASSIST	2,846
Montgomery	ALL ZIPS	PREMIUM LEVEL 1	143
Montgomery	ALL ZIPS	PREMIUM LEVEL 2	144
Montgomery	ALL ZIPS	SHARE	40
Morgan	626	ASSIST	18
Morgan	626	PREMIUM LEVEL 1	
Morgan	ALL ZIPS	ASSIST	3,412
Morgan	ALL ZIPS	PREMIUM LEVEL 1	130
Morgan	ALL ZIPS	PREMIUM LEVEL 2	110
Morgan	ALL ZIPS	SHARE	59
Moultrie	619	ASSIST	58
Moultrie	619	PREMIUM LEVEL 1	
Moultrie	619	PREMIUM LEVEL 2	
Moultrie	ALL ZIPS	ASSIST	1,060
Moultrie	ALL ZIPS	PREMIUM LEVEL 1	56
Moultrie	ALL ZIPS	PREMIUM LEVEL 2	64
Moultrie	ALL ZIPS	SHARE	30
Ogle	601	ASSIST	27
Ogle	610	ASSIST	184
Ogle	610	PREMIUM LEVEL 1	
Ogle	610	PREMIUM LEVEL 2	
Ogle	610	SHARE	
Ogle	ALL ZIPS	ASSIST	4,368
Ogle	ALL ZIPS	PREMIUM LEVEL 1	249
Ogle	ALL ZIPS	PREMIUM LEVEL 2	154
Ogle	ALL ZIPS	SHARE	70
Peoria	614	ASSIST	27
Peoria	615	ASSIST	2,084
Peoria	615	PREMIUM LEVEL 1	153
Peoria	615	PREMIUM LEVEL 2	85
Peoria	615	SHARE	22
Peoria	616	ASSIST	19,245
Peoria	616	PREMIUM LEVEL 1	510
Peoria	616	PREMIUM LEVEL 2	326
Peoria	616	SHARE	200
Peoria	617	ASSIST	54
Peoria	ALL ZIPS	ASSIST	173
Peoria	ALL ZIPS	PREMIUM LEVEL 1	
Peoria	ALL ZIPS	SHARE	
Perry	622	ASSIST	

APPENDIX C

All Kids Program Data

The number of individuals enrolled in the Covering All Kids health insurance program by county, and, for counties with a population of 100,000 or greater, by geo zip code.

Perry	628	ASSIST	█
Perry	ALL ZIPS	ASSIST	1,902
Perry	ALL ZIPS	PREMIUM LEVEL 1	97
Perry	ALL ZIPS	PREMIUM LEVEL 2	73
Perry	ALL ZIPS	SHARE	37
Piatt	618	ASSIST	242
Piatt	618	PREMIUM LEVEL 1	6
Piatt	618	PREMIUM LEVEL 2	█
Piatt	618	SHARE	█
Piatt	619	ASSIST	30
Piatt	ALL ZIPS	ASSIST	656
Piatt	ALL ZIPS	PREMIUM LEVEL 1	66
Piatt	ALL ZIPS	PREMIUM LEVEL 2	51
Piatt	ALL ZIPS	SHARE	11
Pike	623	ASSIST	█
Pike	ALL ZIPS	ASSIST	1,668
Pike	ALL ZIPS	PREMIUM LEVEL 1	101
Pike	ALL ZIPS	PREMIUM LEVEL 2	58
Pike	ALL ZIPS	SHARE	30
Pope	629	ASSIST	█
Pope	ALL ZIPS	ASSIST	332
Pope	ALL ZIPS	PREMIUM LEVEL 1	8
Pope	ALL ZIPS	PREMIUM LEVEL 2	21
Pope	ALL ZIPS	SHARE	8
Pulaski	629	ASSIST	█
Pulaski	ALL ZIPS	ASSIST	839
Pulaski	ALL ZIPS	PREMIUM LEVEL 1	27
Pulaski	ALL ZIPS	PREMIUM LEVEL 2	17
Pulaski	ALL ZIPS	SHARE	13
Putnam	613	ASSIST	22
Putnam	615	ASSIST	7
Putnam	ALL ZIPS	ASSIST	387
Putnam	ALL ZIPS	PREMIUM LEVEL 1	13
Putnam	ALL ZIPS	PREMIUM LEVEL 2	14
Putnam	ALL ZIPS	SHARE	11
Randolph	622	ASSIST	11
Randolph	ALL ZIPS	ASSIST	2,762
Randolph	ALL ZIPS	PREMIUM LEVEL 1	120
Randolph	ALL ZIPS	PREMIUM LEVEL 2	117
Randolph	ALL ZIPS	SHARE	47
Richland	612	ASSIST	█
Richland	628	ASSIST	█
Richland	ALL ZIPS	ASSIST	1,620
Richland	ALL ZIPS	PREMIUM LEVEL 1	93
Richland	ALL ZIPS	PREMIUM LEVEL 2	74
Richland	ALL ZIPS	SHARE	45

APPENDIX C

All Kids Program Data

The number of individuals enrolled in the Covering All Kids health insurance program by county, and, for counties with a population of 100,000 or greater, by geo zip code.

Rock Island	612	ASSIST	16,756
Rock Island	612	PREMIUM LEVEL 1	629
Rock Island	612	PREMIUM LEVEL 2	407
Rock Island	612	SHARE	225
Rock Island	ALL ZIPS	ASSIST	100
Rock Island	ALL ZIPS	PREMIUM LEVEL 1	
Rock Island	ALL ZIPS	PREMIUM LEVEL 2	
Saline	629	ASSIST	
Saline	ALL ZIPS	ASSIST	3,371
Saline	ALL ZIPS	PREMIUM LEVEL 1	120
Saline	ALL ZIPS	PREMIUM LEVEL 2	102
Saline	ALL ZIPS	SHARE	24
Sangamon	625	ASSIST	1,363
Sangamon	625	PREMIUM LEVEL 1	94
Sangamon	625	PREMIUM LEVEL 2	56
Sangamon	625	SHARE	33
Sangamon	626	ASSIST	1,744
Sangamon	626	PREMIUM LEVEL 1	145
Sangamon	626	PREMIUM LEVEL 2	127
Sangamon	626	SHARE	46
Sangamon	627	ASSIST	16,230
Sangamon	627	PREMIUM LEVEL 1	485
Sangamon	627	PREMIUM LEVEL 2	305
Sangamon	627	SHARE	165
Sangamon	ALL ZIPS	ASSIST	282
Sangamon	ALL ZIPS	PREMIUM LEVEL 1	11
Schuyler	626	ASSIST	
Schuyler	ALL ZIPS	ASSIST	493
Schuyler	ALL ZIPS	PREMIUM LEVEL 1	43
Schuyler	ALL ZIPS	PREMIUM LEVEL 2	45
Schuyler	ALL ZIPS	SHARE	22
Scott	626	ASSIST	
Scott	ALL ZIPS	ASSIST	402
Scott	ALL ZIPS	PREMIUM LEVEL 1	45
Scott	ALL ZIPS	PREMIUM LEVEL 2	24
Scott	ALL ZIPS	SHARE	10
Shelby	624	ASSIST	
Shelby	625	ASSIST	29
Shelby	625	SHARE	
Shelby	ALL ZIPS	ASSIST	1,791
Shelby	ALL ZIPS	PREMIUM LEVEL 1	107
Shelby	ALL ZIPS	PREMIUM LEVEL 2	87
Shelby	ALL ZIPS	SHARE	35
St Clair	620	ASSIST	430
St Clair	620	PREMIUM LEVEL 1	
St Clair	620	PREMIUM LEVEL 2	

APPENDIX C

All Kids Program Data

The number of individuals enrolled in the Covering All Kids health insurance program by county, and, for counties with a population of 100,000 or greater, by geo zip code.

St Clair	620	SHARE	■
St Clair	622	ASSIST	29,320
St Clair	622	PREMIUM LEVEL 1	653
St Clair	622	PREMIUM LEVEL 2	504
St Clair	622	SHARE	278
St Clair	ALL ZIPS	ASSIST	486
St Clair	ALL ZIPS	PREMIUM LEVEL 1	13
St Clair	ALL ZIPS	PREMIUM LEVEL 2	■
St Clair	ALL ZIPS	SHARE	13
Stark	614	ASSIST	14
Stark	ALL ZIPS	ASSIST	458
Stark	ALL ZIPS	PREMIUM LEVEL 1	15
Stark	ALL ZIPS	PREMIUM LEVEL 2	15
Stark	ALL ZIPS	SHARE	9
Stephenson	610	ASSIST	63
Stephenson	610	PREMIUM LEVEL 1	■
Stephenson	ALL ZIPS	ASSIST	5,429
Stephenson	ALL ZIPS	PREMIUM LEVEL 1	215
Stephenson	ALL ZIPS	PREMIUM LEVEL 2	166
Stephenson	ALL ZIPS	SHARE	75
Tazewell	615	ASSIST	7,050
Tazewell	615	PREMIUM LEVEL 1	401
Tazewell	615	PREMIUM LEVEL 2	318
Tazewell	615	SHARE	123
Tazewell	616	ASSIST	2,559
Tazewell	616	PREMIUM LEVEL 1	125
Tazewell	616	PREMIUM LEVEL 2	94
Tazewell	616	SHARE	30
Tazewell	617	ASSIST	708
Tazewell	617	PREMIUM LEVEL 1	59
Tazewell	617	PREMIUM LEVEL 2	60
Tazewell	617	SHARE	19
Tazewell	ALL ZIPS	ASSIST	119
Tazewell	ALL ZIPS	PREMIUM LEVEL 1	■
Tazewell	ALL ZIPS	PREMIUM LEVEL 2	■
Union	629	ASSIST	7
Union	ALL ZIPS	ASSIST	2,029
Union	ALL ZIPS	PREMIUM LEVEL 1	82
Union	ALL ZIPS	PREMIUM LEVEL 2	71
Union	ALL ZIPS	SHARE	24
Vermillion	609	ASSIST	37
Vermillion	618	ASSIST	74
Vermillion	618	PREMIUM LEVEL 1	■
Vermillion	ALL ZIPS	ASSIST	11,118
Vermillion	ALL ZIPS	PREMIUM LEVEL 1	289
Vermillion	ALL ZIPS	PREMIUM LEVEL 2	211

APPENDIX C

All Kids Program Data






The number of individuals enrolled in the Covering All Kids health insurance program by county, and, for counties with a population of 100,000 or greater, by geo zip code.

Vermilion	ALL ZIPS	SHARE	124
Wabash	ALL ZIPS	ASSIST	1,041
Wabash	ALL ZIPS	PREMIUM LEVEL 1	49
Wabash	ALL ZIPS	PREMIUM LEVEL 2	33
Wabash	ALL ZIPS	SHARE	20
Warren	614	ASSIST	6
Warren	ALL ZIPS	ASSIST	1,869
Warren	ALL ZIPS	PREMIUM LEVEL 1	127
Warren	ALL ZIPS	PREMIUM LEVEL 2	91
Warren	ALL ZIPS	SHARE	42
Washington	622	ASSIST	23
Washington	628	ASSIST	■
Washington	ALL ZIPS	ASSIST	980
Washington	ALL ZIPS	PREMIUM LEVEL 1	47
Washington	ALL ZIPS	PREMIUM LEVEL 2	44
Washington	ALL ZIPS	SHARE	23
Wayne	628	ASSIST	6
Wayne	ALL ZIPS	ASSIST	1,508
Wayne	ALL ZIPS	PREMIUM LEVEL 1	97
Wayne	ALL ZIPS	PREMIUM LEVEL 2	97
Wayne	ALL ZIPS	SHARE	30
White	ALL ZIPS	ASSIST	1,528
White	ALL ZIPS	PREMIUM LEVEL 1	52
White	ALL ZIPS	PREMIUM LEVEL 2	57
White	ALL ZIPS	SHARE	23
Whiteside	610	ASSIST	19
Whiteside	612	ASSIST	20
Whiteside	ALL ZIPS	ASSIST	5,695
Whiteside	ALL ZIPS	PREMIUM LEVEL 1	303
Whiteside	ALL ZIPS	PREMIUM LEVEL 2	195
Whiteside	ALL ZIPS	SHARE	81
Will	604	ASSIST	48,756
Will	604	PREMIUM LEVEL 1	2,033
Will	604	PREMIUM LEVEL 2	1,632
Will	604	SHARE	682
Will	605	ASSIST	6,334
Will	605	PREMIUM LEVEL 1	356
Will	605	PREMIUM LEVEL 2	466
Will	605	SHARE	128
Will	ALL ZIPS	ASSIST	106
Will	ALL ZIPS	PREMIUM LEVEL 2	■
Will	ALL ZIPS	SHARE	■
Williamson	629	ASSIST	20
Williamson	ALL ZIPS	ASSIST	7,404
Williamson	ALL ZIPS	PREMIUM LEVEL 1	311
Williamson	ALL ZIPS	PREMIUM LEVEL 2	242

APPENDIX C

All Kids Program Data

The number of individuals enrolled in the Covering All Kids health insurance program by county, and, for counties with a population of 100,000 or greater, by geo zip code.

Williamson	ALL ZIPS	SHARE	115
Winnebago	610	ASSIST	3,736
Winnebago	610	PREMIUM LEVEL 1	231
Winnebago	610	PREMIUM LEVEL 2	152
Winnebago	610	SHARE	62
Winnebago	611	ASSIST	33,658
Winnebago	611	PREMIUM LEVEL 1	859
Winnebago	611	PREMIUM LEVEL 2	593
Winnebago	611	SHARE	290
Winnebago	ALL ZIPS	ASSIST	192
Woodford	615	ASSIST	191
Woodford	615	PREMIUM LEVEL 1	
Woodford	615	SHARE	
Woodford	617	ASSIST	189
Woodford	617	PREMIUM LEVEL 1	
Woodford	617	PREMIUM LEVEL 2	
Woodford	617	SHARE	
Woodford	ALL ZIPS	ASSIST	1,508
Woodford	ALL ZIPS	PREMIUM LEVEL 1	158
Woodford	ALL ZIPS	PREMIUM LEVEL 2	81
Woodford	ALL ZIPS	SHARE	46

APPENDIX C

All Kids Program Data

The number of individuals enrolled in the Covering All Kids health insurance program by county, and, for counties with a population of 100,000 or greater, by geo zip code.

Individuals enrolled in the Covering All Kids health insurance program whose geo zip code data is missing, or does not match the County information provided for that individual are provided below.

County	ZipCode	Level	Clients
Adams	605	ASSIST	
Adams	616	ASSIST	
Adams	617	ASSIST	
Adams	620	ASSIST	
Adams	627	ASSIST	
Alexander	618	ASSIST	
Bond	600	ASSIST	
Bond	624	ASSIST	
Bond	631	ASSIST	
Boone	600	ASSIST	11
Boone	600	PREMIUM LEVEL 2	
Boone	600	SHARE	
Boone	601	ASSIST	19
Boone	601	SHARE	
Boone	605	ASSIST	
Brown	604	ASSIST	
Bureau	615	ASSIST	
Calhoun	606	ASSIST	
Carroll	605	ASSIST	
Cass	604	ASSIST	
Cass	618	ASSIST	
Cass	627	ASSIST	
Champaign		ASSIST	
Champaign	062	ASSIST	
Champaign	281	ASSIST	
Champaign	282	ASSIST	
Champaign	300	ASSIST	
Champaign	310	ASSIST	
Champaign	338	ASSIST	
Champaign	373	ASSIST	
Champaign	462	ASSIST	6
Champaign	464	ASSIST	
Champaign	479	ASSIST	
Champaign	526	ASSIST	
Champaign	528	ASSIST	
Champaign	548	ASSIST	
Champaign	600	ASSIST	
Champaign	600	PREMIUM LEVEL 2	
Champaign	601	ASSIST	
Champaign	601	PREMIUM LEVEL 1	

APPENDIX C

All Kids Program Data

The number of individuals enrolled in the Covering All Kids health insurance program by county, and, for counties with a population of 100,000 or greater, by geo zip code.

Champaign	604	ASSIST	12
Champaign	605	ASSIST	■
Champaign	606	ASSIST	29
Champaign	609	ASSIST	210
Champaign	609	PREMIUM LEVEL 1	■
Champaign	609	PREMIUM LEVEL 2	■
Champaign	609	SHARE	■
Champaign	611	ASSIST	■
Champaign	613	ASSIST	■
Champaign	614	ASSIST	■
Champaign	615	ASSIST	■
Champaign	616	ASSIST	■
Champaign	617	ASSIST	12
Champaign	619	ASSIST	13
Champaign	620	ASSIST	■
Champaign	622	ASSIST	■
Champaign	623	ASSIST	■
Champaign	624	ASSIST	■
Champaign	625	ASSIST	6
Champaign	626	ASSIST	■
Champaign	627	ASSIST	31
Champaign	628	ASSIST	■
Champaign	629	ASSIST	■
Champaign	631	ASSIST	■
Champaign	634	ASSIST	■
Champaign	712	ASSIST	■
Champaign	834	ASSIST	■
Champaign	852	ASSIST	■
Champaign	930	ASSIST	■
Champaign	956	ASSIST	■
Christian	609	ASSIST	■
Christian	618	ASSIST	■
Christian	626	ASSIST	■
Clark	606	ASSIST	■
Clay	625	ASSIST	■
Clinton	616	ASSIST	■
Coles	601	ASSIST	■
Coles	604	ASSIST	■
Coles	606	ASSIST	14
Coles	607	SHARE	■
Coles	611	ASSIST	■
Coles	625	ASSIST	■
Cook		ASSIST	40
Cook	006	ASSIST	■

APPENDIX C

All Kids Program Data

The number of individuals enrolled in the Covering All Kids health insurance program by county, and, for counties with a population of 100,000 or greater, by geo zip code.

Cook	007	ASSIST	
Cook	060	ASSIST	
Cook	070	ASSIST	
Cook	080	ASSIST	
Cook	136	ASSIST	
Cook	171	ASSIST	
Cook	173	ASSIST	
Cook	191	ASSIST	
Cook	207	ASSIST	
Cook	209	ASSIST	
Cook	235	ASSIST	
Cook	236	ASSIST	
Cook	242	ASSIST	
Cook	271	ASSIST	
Cook	273	ASSIST	
Cook	275	ASSIST	
Cook	280	ASSIST	
Cook	285	ASSIST	
Cook	296	ASSIST	
Cook	299	ASSIST	
Cook	300	ASSIST	20
Cook	301	ASSIST	7
Cook	302	ASSIST	8
Cook	303	ASSIST	
Cook	305	ASSIST	
Cook	310	ASSIST	
Cook	312	ASSIST	
Cook	313	ASSIST	
Cook	314	ASSIST	
Cook	327	ASSIST	
Cook	328	ASSIST	11
Cook	330	ASSIST	
Cook	334	ASSIST	
Cook	336	ASSIST	
Cook	337	ASSIST	
Cook	338	ASSIST	
Cook	339	ASSIST	
Cook	347	ASSIST	
Cook	350	ASSIST	
Cook	352	ASSIST	
Cook	357	ASSIST	
Cook	360	ASSIST	
Cook	370	ASSIST	8
Cook	371	ASSIST	

APPENDIX C

All Kids Program Data

The number of individuals enrolled in the Covering All Kids health insurance program by county, and, for counties with a population of 100,000 or greater, by geo zip code.

Cook	372	ASSIST	
Cook	373	ASSIST	
Cook	379	ASSIST	
Cook	381	ASSIST	
Cook	383	ASSIST	
Cook	390	ASSIST	
Cook	392	ASSIST	
Cook	394	ASSIST	
Cook	395	ASSIST	
Cook	396	ASSIST	
Cook	402	ASSIST	6
Cook	403	ASSIST	
Cook	427	ASSIST	
Cook	432	ASSIST	12
Cook	436	ASSIST	7
Cook	437	ASSIST	
Cook	440	ASSIST	
Cook	441	ASSIST	
Cook	443	ASSIST	
Cook	444	ASSIST	
Cook	452	ASSIST	
Cook	454	ASSIST	
Cook	460	ASSIST	
Cook	461	ASSIST	
Cook	462	ASSIST	13
Cook	463	ASSIST	111
Cook	464	ASSIST	51
Cook	465	ASSIST	10
Cook	466	ASSIST	10
Cook	467	ASSIST	
Cook	468	ASSIST	
Cook	469	ASSIST	
Cook	474	ASSIST	
Cook	477	ASSIST	
Cook	479	ASSIST	7
Cook	480	ASSIST	6
Cook	481	ASSIST	
Cook	482	ASSIST	
Cook	486	ASSIST	
Cook	489	ASSIST	
Cook	490	ASSIST	
Cook	494	ASSIST	7
Cook	495	ASSIST	
Cook	501	ASSIST	

APPENDIX C

All Kids Program Data

The number of individuals enrolled in the Covering All Kids health insurance program by county, and, for counties with a population of 100,000 or greater, by geo zip code.

Cook	505	ASSIST	
Cook	506	ASSIST	
Cook	520	ASSIST	
Cook	522	ASSIST	12
Cook	524	ASSIST	
Cook	525	ASSIST	
Cook	526	ASSIST	6
Cook	528	ASSIST	11
Cook	530	ASSIST	
Cook	531	ASSIST	15
Cook	532	ASSIST	21
Cook	534	ASSIST	
Cook	535	ASSIST	7
Cook	537	ASSIST	9
Cook	543	ASSIST	6
Cook	549	ASSIST	
Cook	550	ASSIST	
Cook	551	ASSIST	9
Cook	554	ASSIST	13
Cook	558	ASSIST	
Cook	561	ASSIST	
Cook	563	ASSIST	
Cook	571	ASSIST	
Cook	609	ASSIST	123
Cook	609	PREMIUM LEVEL 1	
Cook	610	ASSIST	71
Cook	610	PREMIUM LEVEL 1	
Cook	610	SHARE	
Cook	611	ASSIST	168
Cook	611	PREMIUM LEVEL 2	
Cook	612	ASSIST	39
Cook	612	PREMIUM LEVEL 1	
Cook	613	ASSIST	41
Cook	614	ASSIST	26
Cook	614	PREMIUM LEVEL 2	
Cook	615	ASSIST	36
Cook	615	PREMIUM LEVEL 1	
Cook	615	PREMIUM LEVEL 2	
Cook	616	ASSIST	64
Cook	617	ASSIST	70
Cook	618	ASSIST	87
Cook	619	ASSIST	10
Cook	619	SHARE	
Cook	620	ASSIST	16

APPENDIX C

All Kids Program Data

The number of individuals enrolled in the Covering All Kids health insurance program by county, and, for counties with a population of 100,000 or greater, by geo zip code.

Cook	620	PREMIUM LEVEL 1	
Cook	620	PREMIUM LEVEL 2	
Cook	622	ASSIST	47
Cook	622	PREMIUM LEVEL 1	
Cook	623	ASSIST	7
Cook	623	PREMIUM LEVEL 2	
Cook	624	ASSIST	13
Cook	625	ASSIST	53
Cook	626	ASSIST	14
Cook	627	ASSIST	341
Cook	627	PREMIUM LEVEL 1	
Cook	627	PREMIUM LEVEL 2	
Cook	627	SHARE	
Cook	628	ASSIST	24
Cook	628	PREMIUM LEVEL 2	
Cook	628	SHARE	
Cook	629	ASSIST	37
Cook	629	PREMIUM LEVEL 2	
Cook	630	ASSIST	
Cook	631	ASSIST	
Cook	638	ASSIST	
Cook	640	ASSIST	
Cook	641	ASSIST	6
Cook	651	ASSIST	
Cook	653	ASSIST	
Cook	654	ASSIST	
Cook	660	ASSIST	
Cook	672	ASSIST	
Cook	676	ASSIST	
Cook	681	ASSIST	
Cook	687	ASSIST	
Cook	688	ASSIST	
Cook	700	ASSIST	
Cook	712	ASSIST	
Cook	717	ASSIST	
Cook	721	ASSIST	
Cook	722	ASSIST	
Cook	723	ASSIST	
Cook	730	ASSIST	
Cook	750	ASSIST	7
Cook	752	ASSIST	
Cook	755	ASSIST	
Cook	756	ASSIST	
Cook	757	ASSIST	

APPENDIX C

All Kids Program Data

The number of individuals enrolled in the Covering All Kids health insurance program by county, and, for counties with a population of 100,000 or greater, by geo zip code.

Cook	761	ASSIST	6
Cook	762	ASSIST	
Cook	765	ASSIST	
Cook	770	ASSIST	6
Cook	773	ASSIST	
Cook	774	ASSIST	
Cook	775	ASSIST	
Cook	778	ASSIST	
Cook	780	ASSIST	
Cook	782	ASSIST	
Cook	784	ASSIST	
Cook	785	ASSIST	
Cook	790	ASSIST	
Cook	800	ASSIST	
Cook	840	ASSIST	
Cook	841	ASSIST	
Cook	850	ASSIST	
Cook	851	ASSIST	
Cook	852	ASSIST	
Cook	853	ASSIST	
Cook	890	ASSIST	6
Cook	891	ASSIST	
Cook	900	ASSIST	
Cook	917	ASSIST	
Cook	920	ASSIST	
Cook	925	ASSIST	
Cook	926	ASSIST	
Cook	928	ASSIST	
Cook	930	ASSIST	
Cook	933	ASSIST	
Cook	952	ASSIST	
Cook	955	ASSIST	
Cook	967	ASSIST	
Cook	981	ASSIST	
Cook	982	ASSIST	
Cook	984	ASSIST	
Crawford	600	ASSIST	
Crawford	601	ASSIST	
Crawford	604	ASSIST	
Crawford	606	ASSIST	11
Crawford	606	PREMIUM LEVEL 2	
Crawford	608	ASSIST	
Cumberland	617	ASSIST	
Cumberland	620	ASSIST	

APPENDIX C

All Kids Program Data

The number of individuals enrolled in the Covering All Kids health insurance program by county, and, for counties with a population of 100,000 or greater, by geo zip code.

De Witt	600	ASSIST	
De Witt	601	ASSIST	6
De Witt	605	ASSIST	
De Witt	613	ASSIST	
De Witt	625	ASSIST	7
De Witt	627	ASSIST	
Dekalb	032	ASSIST	
Dekalb	541	ASSIST	
Dekalb	600	ASSIST	
Dekalb	604	ASSIST	25
Dekalb	606	ASSIST	23
Dekalb	609	ASSIST	
Dekalb	610	ASSIST	16
Dekalb	610	PREMIUM LEVEL 1	
Dekalb	611	ASSIST	19
Dekalb	612	ASSIST	
Dekalb	613	ASSIST	
Dekalb	617	ASSIST	
Dekalb	622	ASSIST	
Dekalb	625	ASSIST	
Dekalb	627	ASSIST	6
Dekalb	782	ASSIST	
Dekalb	891	ASSIST	
Dekalb	920	ASSIST	
Douglas	461	ASSIST	
Douglas	605	PREMIUM LEVEL 1	
Douglas	615	ASSIST	
Douglas	618	ASSIST	15
Douglas	625	ASSIST	8
DuPage	007	ASSIST	
DuPage	100	ASSIST	
DuPage	128	ASSIST	
DuPage	144	ASSIST	
DuPage	300	ASSIST	
DuPage	301	ASSIST	
DuPage	327	ASSIST	
DuPage	329	ASSIST	
DuPage	334	ASSIST	
DuPage	335	ASSIST	
DuPage	342	ASSIST	
DuPage	344	ASSIST	
DuPage	347	ASSIST	
DuPage	355	ASSIST	
DuPage	391	ASSIST	

APPENDIX C

All Kids Program Data

The number of individuals enrolled in the Covering All Kids health insurance program by county, and, for counties with a population of 100,000 or greater, by geo zip code.

DuPage	450	ASSIST	
DuPage	463	ASSIST	
DuPage	471	ASSIST	
DuPage	482	ASSIST	
DuPage	531	ASSIST	
DuPage	532	ASSIST	
DuPage	535	ASSIST	
DuPage	545	ASSIST	
DuPage	550	ASSIST	
DuPage	584	ASSIST	
DuPage	600	ASSIST	136
DuPage	600	PREMIUM LEVEL 1	7
DuPage	600	PREMIUM LEVEL 2	6
DuPage	600	SHARE	7
DuPage	602	ASSIST	16
DuPage	604	ASSIST	599
DuPage	604	PREMIUM LEVEL 1	42
DuPage	604	PREMIUM LEVEL 2	16
DuPage	604	SHARE	8
DuPage	606	ASSIST	298
DuPage	606	PREMIUM LEVEL 1	10
DuPage	606	PREMIUM LEVEL 2	6
DuPage	606	SHARE	
DuPage	607	ASSIST	16
DuPage	607	SHARE	
DuPage	608	ASSIST	25
DuPage	608	PREMIUM LEVEL 1	
DuPage	609	ASSIST	
DuPage	610	ASSIST	8
DuPage	610	PREMIUM LEVEL 1	
DuPage	611	ASSIST	7
DuPage	612	ASSIST	
DuPage	613	ASSIST	9
DuPage	613	PREMIUM LEVEL 1	
DuPage	615	ASSIST	
DuPage	616	ASSIST	
DuPage	617	ASSIST	
DuPage	618	ASSIST	
DuPage	619	ASSIST	
DuPage	620	ASSIST	
DuPage	624	ASSIST	
DuPage	625	ASSIST	
DuPage	627	ASSIST	14
DuPage	629	ASSIST	

APPENDIX C

All Kids Program Data

The number of individuals enrolled in the Covering All Kids health insurance program by county, and, for counties with a population of 100,000 or greater, by geo zip code.

DuPage	656	ASSIST	
DuPage	751	ASSIST	
DuPage	773	ASSIST	
DuPage	785	ASSIST	
DuPage	787	ASSIST	
DuPage	852	ASSIST	
DuPage	883	ASSIST	
DuPage	891	ASSIST	
DuPage	932	ASSIST	
DuPage	980	ASSIST	
DuPage	989	ASSIST	
Edgar	604	ASSIST	
Edgar	617	ASSIST	
Edgar	618	ASSIST	
Effingham	606	ASSIST	
Effingham	627	ASSIST	
Fayette	601	ASSIST	
Ford	604	ASSIST	
Ford	605	ASSIST	
Ford	627	ASSIST	
Franklin	605	ASSIST	
Franklin	626	ASSIST	
Fulton	616	ASSIST	
Gallatin	609	ASSIST	
Gallatin	620	ASSIST	
Grundy	600	ASSIST	
Grundy	601	ASSIST	
Grundy	605	ASSIST	
Grundy	605	PREMIUM LEVEL 2	7
Grundy	606	ASSIST	
Grundy	608	ASSIST	
Grundy	609	ASSIST	
Grundy	617	ASSIST	
Grundy	620	ASSIST	
Hancock	627	ASSIST	
Henderson	612	ASSIST	
Henry	606	ASSIST	
Henry	609	ASSIST	
Henry	617	ASSIST	
Henry	704	ASSIST	
Iroquois	604	ASSIST	
Iroquois	606	ASSIST	
Iroquois	617	ASSIST	
Iroquois	618	ASSIST	

APPENDIX C

All Kids Program Data

The number of individuals enrolled in the Covering All Kids health insurance program by county, and, for counties with a population of 100,000 or greater, by geo zip code.

Jackson	601	ASSIST	
Jackson	604	ASSIST	
Jackson	620	ASSIST	
Jackson	622	ASSIST	
Jackson	625	ASSIST	
Jefferson	601	ASSIST	
Jefferson	604	ASSIST	
Jefferson	622	ASSIST	
Jo Daviess	600	ASSIST	
Jo Daviess	603	ASSIST	
Johnson	609	ASSIST	
Johnson	617	ASSIST	
Johnson	660	ASSIST	
Kane		ASSIST	8
Kane	120	ASSIST	
Kane	302	ASSIST	
Kane	320	ASSIST	
Kane	325	ASSIST	
Kane	331	ASSIST	
Kane	334	ASSIST	
Kane	341	ASSIST	
Kane	370	ASSIST	
Kane	377	ASSIST	
Kane	386	ASSIST	
Kane	423	ASSIST	
Kane	445	ASSIST	
Kane	451	ASSIST	
Kane	463	ASSIST	
Kane	468	ASSIST	
Kane	469	ASSIST	
Kane	505	ASSIST	
Kane	528	ASSIST	
Kane	534	ASSIST	
Kane	544	ASSIST	
Kane	600	ASSIST	127
Kane	600	PREMIUM LEVEL 1	
Kane	600	PREMIUM LEVEL 2	
Kane	600	SHARE	
Kane	604	ASSIST	89
Kane	604	PREMIUM LEVEL 1	
Kane	604	PREMIUM LEVEL 2	
Kane	604	SHARE	
Kane	606	ASSIST	156
Kane	606	PREMIUM LEVEL 1	

APPENDIX C

All Kids Program Data

The number of individuals enrolled in the Covering All Kids health insurance program by county, and, for counties with a population of 100,000 or greater, by geo zip code.

Kane	606	PREMIUM LEVEL 2	
Kane	606	SHARE	
Kane	607	ASSIST	
Kane	608	ASSIST	20
Kane	609	ASSIST	
Kane	610	ASSIST	21
Kane	611	ASSIST	34
Kane	612	ASSIST	
Kane	613	ASSIST	19
Kane	614	ASSIST	
Kane	616	ASSIST	
Kane	617	ASSIST	
Kane	618	ASSIST	
Kane	626	ASSIST	
Kane	627	ASSIST	26
Kane	636	ASSIST	
Kane	688	ASSIST	
Kane	727	ASSIST	
Kane	739	ASSIST	
Kane	741	ASSIST	
Kane	781	ASSIST	
Kane	791	ASSIST	
Kane	846	ASSIST	
Kane	850	ASSIST	
Kane	891	ASSIST	
Kane	922	ASSIST	
Kane	939	ASSIST	
Kane	981	ASSIST	
Kankakee	302	ASSIST	
Kankakee	337	ASSIST	
Kankakee	358	ASSIST	
Kankakee	462	ASSIST	
Kankakee	463	ASSIST	
Kankakee	476	ASSIST	
Kankakee	479	ASSIST	
Kankakee	490	ASSIST	
Kankakee	524	ASSIST	
Kankakee	532	ASSIST	
Kankakee	554	ASSIST	
Kankakee	600	ASSIST	
Kankakee	601	ASSIST	
Kankakee	604	ASSIST	99
Kankakee	604	PREMIUM LEVEL 1	
Kankakee	604	PREMIUM LEVEL 2	

APPENDIX C

All Kids Program Data

The number of individuals enrolled in the Covering All Kids health insurance program by county, and, for counties with a population of 100,000 or greater, by geo zip code.

Kankakee	605	ASSIST	8
Kankakee	606	ASSIST	35
Kankakee	606	SHARE	
Kankakee	607	ASSIST	
Kankakee	608	ASSIST	
Kankakee	610	ASSIST	
Kankakee	611	ASSIST	
Kankakee	613	ASSIST	
Kankakee	613	PREMIUM LEVEL 1	
Kankakee	614	ASSIST	
Kankakee	615	ASSIST	
Kankakee	616	ASSIST	11
Kankakee	617	ASSIST	
Kankakee	618	ASSIST	
Kankakee	624	ASSIST	
Kankakee	627	ASSIST	9
Kankakee	628	ASSIST	
Kankakee	850	ASSIST	
Kankakee	906	ASSIST	
Kankakee	933	ASSIST	
Kankakee	949	ASSIST	
Kankakee	956	ASSIST	
Kendall	322	ASSIST	
Kendall	600	ASSIST	7
Kendall	601	ASSIST	12
Kendall	604	ASSIST	249
Kendall	604	PREMIUM LEVEL 1	
Kendall	604	PREMIUM LEVEL 2	
Kendall	604	SHARE	
Kendall	606	ASSIST	9
Kendall	613	ASSIST	
Knox	606	ASSIST	
Knox	613	ASSIST	
Knox	616	ASSIST	
Knox	625	ASSIST	
La Salle		ASSIST	
La Salle	225	ASSIST	
La Salle	243	ASSIST	
La Salle	325	ASSIST	
La Salle	336	ASSIST	
La Salle	342	ASSIST	
La Salle	387	ASSIST	
La Salle	495	ASSIST	
La Salle	551	ASSIST	

APPENDIX C

All Kids Program Data

The number of individuals enrolled in the Covering All Kids health insurance program by county, and, for counties with a population of 100,000 or greater, by geo zip code.

La Salle	600	ASSIST	141
La Salle	600	PREMIUM LEVEL 1	17
La Salle	600	PREMIUM LEVEL 2	23
La Salle	600	SHARE	
La Salle	601	ASSIST	
La Salle	603	PREMIUM LEVEL 2	
La Salle	606	ASSIST	23
La Salle	607	ASSIST	
La Salle	609	ASSIST	6
La Salle	610	ASSIST	
La Salle	610	SHARE	
La Salle	612	ASSIST	
La Salle	614	ASSIST	
La Salle	615	ASSIST	6
La Salle	616	ASSIST	8
La Salle	617	ASSIST	15
La Salle	617	SHARE	
La Salle	619	ASSIST	
La Salle	620	ASSIST	
La Salle	625	ASSIST	
La Salle	626	ASSIST	
La Salle	627	ASSIST	
La Salle	628	ASSIST	
La Salle	680	ASSIST	
La Salle	770	ASSIST	
La Salle	782	ASSIST	
Lake		ASSIST	6
Lake	091	ASSIST	
Lake	114	ASSIST	
Lake	283	ASSIST	
Lake	300	ASSIST	17
Lake	307	ASSIST	
Lake	326	ASSIST	
Lake	342	ASSIST	
Lake	347	ASSIST	
Lake	365	ASSIST	
Lake	371	ASSIST	
Lake	373	ASSIST	
Lake	383	ASSIST	
Lake	395	ASSIST	
Lake	432	ASSIST	
Lake	465	ASSIST	
Lake	482	ASSIST	
Lake	490	ASSIST	

APPENDIX C

All Kids Program Data

The number of individuals enrolled in the Covering All Kids health insurance program by county, and, for counties with a population of 100,000 or greater, by geo zip code.

Lake	498	ASSIST	
Lake	522	ASSIST	
Lake	525	ASSIST	
Lake	528	ASSIST	
Lake	531	ASSIST	40
Lake	532	ASSIST	
Lake	534	ASSIST	6
Lake	543	ASSIST	
Lake	545	ASSIST	
Lake	550	ASSIST	
Lake	601	ASSIST	84
Lake	601	PREMIUM LEVEL 1	
Lake	601	PREMIUM LEVEL 2	
Lake	602	ASSIST	14
Lake	604	ASSIST	37
Lake	604	PREMIUM LEVEL 1	
Lake	605	ASSIST	20
Lake	605	PREMIUM LEVEL 1	6
Lake	605	PREMIUM LEVEL 2	
Lake	606	ASSIST	164
Lake	606	PREMIUM LEVEL 1	6
Lake	606	PREMIUM LEVEL 2	
Lake	607	ASSIST	14
Lake	607	PREMIUM LEVEL 2	
Lake	608	ASSIST	
Lake	609	ASSIST	7
Lake	610	ASSIST	
Lake	611	ASSIST	10
Lake	612	ASSIST	
Lake	613	ASSIST	6
Lake	614	ASSIST	
Lake	615	ASSIST	
Lake	617	ASSIST	
Lake	618	ASSIST	6
Lake	620	ASSIST	
Lake	622	ASSIST	
Lake	623	ASSIST	
Lake	625	ASSIST	
Lake	626	ASSIST	
Lake	627	ASSIST	34
Lake	628	ASSIST	
Lake	629	ASSIST	
Lake	653	ASSIST	
Lake	770	ASSIST	

APPENDIX C

All Kids Program Data

The number of individuals enrolled in the Covering All Kids health insurance program by county, and, for counties with a population of 100,000 or greater, by geo zip code.

Lake	775	ASSIST	
Lake	782	ASSIST	
Lake	785	ASSIST	
Lake	786	ASSIST	
Lake	800	ASSIST	
Lake	891	ASSIST	
Lake	900	ASSIST	
Lake	902	ASSIST	
Lake	923	ASSIST	
Lake	945	ASSIST	
Lake	986	ASSIST	
Lawrence	628	ASSIST	
Lee	601	ASSIST	
Lee	611	ASSIST	
Livingston	605	ASSIST	
Livingston	618	ASSIST	
Livingston	624	ASSIST	
Logan	613	ASSIST	
Logan	615	ASSIST	
Logan	627	ASSIST	
Macon	156	ASSIST	
Macon	183	ASSIST	
Macon	462	ASSIST	
Macon	479	ASSIST	
Macon	534	ASSIST	
Macon	601	ASSIST	
Macon	604	ASSIST	9
Macon	605	ASSIST	
Macon	606	ASSIST	8
Macon	608	ASSIST	
Macon	609	ASSIST	6
Macon	611	ASSIST	
Macon	614	ASSIST	8
Macon	615	ASSIST	
Macon	616	ASSIST	8
Macon	616	PREMIUM LEVEL 1	
Macon	618	ASSIST	42
Macon	619	ASSIST	42
Macon	619	PREMIUM LEVEL 1	
Macon	620	ASSIST	
Macon	622	ASSIST	
Macon	624	ASSIST	9
Macon	626	ASSIST	
Macon	627	ASSIST	25

APPENDIX C

All Kids Program Data

The number of individuals enrolled in the Covering All Kids health insurance program by county, and, for counties with a population of 100,000 or greater, by geo zip code.

Macon	628	ASSIST	
Macon	631	ASSIST	
Macon	657	ASSIST	
Macon	700	ASSIST	
Macon	720	ASSIST	
Macon	724	ASSIST	
Macon	891	ASSIST	
Macoupin	622	ASSIST	
Macoupin	625	ASSIST	
Macoupin	627	ASSIST	
Madison		ASSIST	
Madison	023	ASSIST	
Madison	080	ASSIST	
Madison	309	ASSIST	
Madison	324	ASSIST	
Madison	334	ASSIST	
Madison	370	ASSIST	
Madison	442	ASSIST	
Madison	600	ASSIST	
Madison	601	ASSIST	
Madison	602	ASSIST	
Madison	604	ASSIST	
Madison	605	ASSIST	
Madison	606	ASSIST	
Madison	608	ASSIST	
Madison	609	ASSIST	
Madison	611	ASSIST	
Madison	612	ASSIST	
Madison	613	ASSIST	
Madison	616	ASSIST	
Madison	617	ASSIST	
Madison	623	ASSIST	
Madison	624	ASSIST	
Madison	625	ASSIST	
Madison	626	ASSIST	9
Madison	627	ASSIST	32
Madison	628	ASSIST	11
Madison	629	ASSIST	14
Madison	630	ASSIST	6
Madison	631	ASSIST	11
Madison	633	ASSIST	
Madison	638	ASSIST	
Madison	641	ASSIST	
Madison	651	ASSIST	

APPENDIX C

All Kids Program Data

The number of individuals enrolled in the Covering All Kids health insurance program by county, and, for counties with a population of 100,000 or greater, by geo zip code.

Madison	672	ASSIST	
Madison	721	ASSIST	
Madison	723	ASSIST	
Madison	729	ASSIST	
Madison	731	ASSIST	
Madison	748	ASSIST	
Madison	755	ASSIST	
Madison	765	ASSIST	
Madison	770	ASSIST	
Madison	774	ASSIST	
Madison	871	ASSIST	
Marion	605	ASSIST	
Marshall	604	ASSIST	
Marshall	616	ASSIST	6
Marshall	617	ASSIST	8
Mason	600	ASSIST	26
Mason	600	PREMIUM LEVEL 2	
Mason	601	ASSIST	9
Mason	601	PREMIUM LEVEL 1	
Mason	601	PREMIUM LEVEL 2	
Mason	616	ASSIST	
Mason	627	ASSIST	
Massac	617	ASSIST	10
McDonough	606	ASSIST	
McDonough	625	ASSIST	
McDonough	625	PREMIUM LEVEL 1	
McHenry	301	ASSIST	
McHenry	336	ASSIST	
McHenry	361	ASSIST	
McHenry	420	ASSIST	
McHenry	421	ASSIST	
McHenry	432	ASSIST	
McHenry	531	ASSIST	
McHenry	532	ASSIST	
McHenry	545	ASSIST	
McHenry	580	ASSIST	
McHenry	604	ASSIST	14
McHenry	605	ASSIST	10
McHenry	605	PREMIUM LEVEL 2	
McHenry	606	ASSIST	26
McHenry	606	SHARE	
McHenry	608	ASSIST	10
McHenry	610	ASSIST	28
McHenry	610	PREMIUM LEVEL 1	10

APPENDIX C

All Kids Program Data

The number of individuals enrolled in the Covering All Kids health insurance program by county, and, for counties with a population of 100,000 or greater, by geo zip code.

McHenry	610	SHARE	
McHenry	611	ASSIST	21
McHenry	612	ASSIST	
McHenry	613	ASSIST	
McHenry	614	ASSIST	
McHenry	615	ASSIST	
McHenry	617	ASSIST	
McHenry	618	ASSIST	
McHenry	620	ASSIST	6
McHenry	620	PREMIUM LEVEL 2	
McHenry	622	ASSIST	
McHenry	625	ASSIST	
McHenry	626	PREMIUM LEVEL 1	
McHenry	627	ASSIST	
McHenry	629	ASSIST	
McHenry	640	ASSIST	
McHenry	805	ASSIST	
McHenry	853	ASSIST	
McLean		ASSIST	
McLean	085	ASSIST	
McLean	264	ASSIST	
McLean	295	ASSIST	
McLean	300	ASSIST	
McLean	329	ASSIST	
McLean	464	ASSIST	
McLean	477	ASSIST	
McLean	600	ASSIST	
McLean	601	ASSIST	
McLean	602	ASSIST	
McLean	604	ASSIST	21
McLean	605	ASSIST	
McLean	606	ASSIST	19
McLean	607	PREMIUM LEVEL 2	
McLean	608	ASSIST	
McLean	609	ASSIST	9
McLean	610	ASSIST	
McLean	611	ASSIST	
McLean	613	ASSIST	7
McLean	613	PREMIUM LEVEL 2	
McLean	614	ASSIST	
McLean	614	SHARE	
McLean	615	ASSIST	10
McLean	616	ASSIST	17
McLean	618	ASSIST	21

APPENDIX C

All Kids Program Data

The number of individuals enrolled in the Covering All Kids health insurance program by county, and, for counties with a population of 100,000 or greater, by geo zip code.

McLean	618	PREMIUM LEVEL 1	
McLean	619	ASSIST	
McLean	620	ASSIST	17
McLean	620	PREMIUM LEVEL 1	6
McLean	620	PREMIUM LEVEL 2	
McLean	620	SHARE	
McLean	622	ASSIST	8
McLean	623	ASSIST	
McLean	624	ASSIST	
McLean	625	ASSIST	9
McLean	626	ASSIST	
McLean	626	PREMIUM LEVEL 1	
McLean	627	ASSIST	14
McLean	629	ASSIST	
McLean	635	ASSIST	
McLean	704	ASSIST	
McLean	770	ASSIST	
McLean	853	PREMIUM LEVEL 1	
McLean	857	ASSIST	
Menard	613	ASSIST	
Menard	625	ASSIST	8
Menard	627	ASSIST	6
Montgomery	616	ASSIST	
Montgomery	622	ASSIST	
Montgomery	627	ASSIST	
Morgan	605	ASSIST	
Morgan	620	ASSIST	
Morgan	622	ASSIST	
Morgan	627	ASSIST	
Moultrie	625	ASSIST	
Ogle	604	ASSIST	
Ogle	606	ASSIST	
Ogle	611	ASSIST	21
Ogle	611	PREMIUM LEVEL 1	
Ogle	613	ASSIST	
Ogle	616	ASSIST	
Ogle	785	ASSIST	
Peoria		ASSIST	
Peoria	346	ASSIST	
Peoria	358	ASSIST	
Peoria	382	ASSIST	
Peoria	386	ASSIST	
Peoria	387	ASSIST	
Peoria	389	ASSIST	

APPENDIX C

All Kids Program Data

The number of individuals enrolled in the Covering All Kids health insurance program by county, and, for counties with a population of 100,000 or greater, by geo zip code.

Peoria	424	ASSIST	
Peoria	462	ASSIST	
Peoria	473	ASSIST	
Peoria	522	ASSIST	
Peoria	551	ASSIST	
Peoria	600	ASSIST	6
Peoria	601	ASSIST	
Peoria	604	ASSIST	10
Peoria	605	ASSIST	
Peoria	605	PREMIUM LEVEL 1	
Peoria	606	ASSIST	26
Peoria	607	ASSIST	
Peoria	608	ASSIST	6
Peoria	609	ASSIST	7
Peoria	610	ASSIST	7
Peoria	612	ASSIST	16
Peoria	613	ASSIST	10
Peoria	617	SHARE	
Peoria	618	ASSIST	11
Peoria	619	ASSIST	
Peoria	620	ASSIST	
Peoria	620	PREMIUM LEVEL 1	
Peoria	622	ASSIST	
Peoria	623	ASSIST	6
Peoria	625	ASSIST	12
Peoria	626	ASSIST	
Peoria	627	ASSIST	52
Peoria	627	PREMIUM LEVEL 2	
Peoria	628	ASSIST	
Peoria	629	ASSIST	
Peoria	631	ASSIST	
Peoria	657	ASSIST	
Peoria	722	ASSIST	
Peoria	751	ASSIST	
Peoria	782	ASSIST	
Peoria	788	ASSIST	
Peoria	850	ASSIST	
Peoria	853	ASSIST	
Peoria	857	ASSIST	
Peoria	922	ASSIST	
Piatt	604	ASSIST	
Piatt	625	ASSIST	
Piatt	625	PREMIUM LEVEL 1	
Piatt	627	ASSIST	

APPENDIX C

All Kids Program Data

The number of individuals enrolled in the Covering All Kids health insurance program by county, and, for counties with a population of 100,000 or greater, by geo zip code.

Pope	628	ASSIST	
Pulaski	606	ASSIST	
Randolph	612	ASSIST	
Richland	624	ASSIST	
Rock Island		ASSIST	
Rock Island	010	ASSIST	
Rock Island	322	ASSIST	
Rock Island	402	ASSIST	
Rock Island	464	ASSIST	
Rock Island	494	ASSIST	
Rock Island	522	ASSIST	
Rock Island	527	ASSIST	
Rock Island	528	ASSIST	10
Rock Island	559	ASSIST	
Rock Island	600	ASSIST	
Rock Island	601	ASSIST	
Rock Island	604	ASSIST	
Rock Island	605	ASSIST	
Rock Island	606	ASSIST	11
Rock Island	608	ASSIST	
Rock Island	609	ASSIST	
Rock Island	610	ASSIST	
Rock Island	611	ASSIST	
Rock Island	613	ASSIST	
Rock Island	614	ASSIST	17
Rock Island	614	PREMIUM LEVEL 2	
Rock Island	615	ASSIST	
Rock Island	616	ASSIST	
Rock Island	618	PREMIUM LEVEL 1	
Rock Island	623	ASSIST	
Rock Island	625	ASSIST	
Rock Island	626	ASSIST	
Rock Island	627	ASSIST	
Rock Island	629	ASSIST	
Rock Island	688	ASSIST	
Rock Island	765	ASSIST	
Rock Island	891	ASSIST	
Rock Island	983	ASSIST	
Saline	606	ASSIST	
Saline	625	ASSIST	
Saline	626	ASSIST	
Saline	627	ASSIST	
Saline	627	PREMIUM LEVEL 2	
Sangamon	261	ASSIST	

APPENDIX C

All Kids Program Data

The number of individuals enrolled in the Covering All Kids health insurance program by county, and, for counties with a population of 100,000 or greater, by geo zip code.

Sangamon	284	ASSIST	
Sangamon	300	ASSIST	
Sangamon	313	ASSIST	
Sangamon	314	ASSIST	
Sangamon	325	ASSIST	
Sangamon	370	ASSIST	
Sangamon	371	ASSIST	
Sangamon	372	ASSIST	
Sangamon	381	ASSIST	
Sangamon	392	ASSIST	
Sangamon	410	ASSIST	
Sangamon	450	ASSIST	
Sangamon	472	ASSIST	
Sangamon	479	ASSIST	
Sangamon	526	ASSIST	
Sangamon	528	ASSIST	
Sangamon	531	ASSIST	
Sangamon	559	ASSIST	
Sangamon	600	ASSIST	8
Sangamon	601	ASSIST	
Sangamon	604	ASSIST	19
Sangamon	605	ASSIST	8
Sangamon	605	PREMIUM LEVEL 1	
Sangamon	606	ASSIST	48
Sangamon	607	ASSIST	
Sangamon	608	ASSIST	
Sangamon	609	ASSIST	
Sangamon	611	ASSIST	
Sangamon	612	ASSIST	
Sangamon	614	ASSIST	
Sangamon	615	ASSIST	7
Sangamon	616	ASSIST	9
Sangamon	617	ASSIST	
Sangamon	618	ASSIST	16
Sangamon	618	PREMIUM LEVEL 1	
Sangamon	619	ASSIST	
Sangamon	620	ASSIST	16
Sangamon	622	ASSIST	8
Sangamon	623	ASSIST	
Sangamon	624	ASSIST	
Sangamon	628	ASSIST	
Sangamon	629	ASSIST	6
Sangamon	631	ASSIST	
Sangamon	655	ASSIST	

APPENDIX C

All Kids Program Data

The number of individuals enrolled in the Covering All Kids health insurance program by county, and, for counties with a population of 100,000 or greater, by geo zip code.

Sangamon	658	ASSIST	
Sangamon	676	ASSIST	
Sangamon	716	ASSIST	
Sangamon	765	ASSIST	
Sangamon	786	ASSIST	
Sangamon	945	ASSIST	
Schuyler	616	ASSIST	
Schuyler	618	ASSIST	
Schuyler	627	ASSIST	
Scott	528	ASSIST	
Shelby	609	ASSIST	
Shelby	622	ASSIST	14
Shelby	622	PREMIUM LEVEL 1	
Shelby	622	PREMIUM LEVEL 2	
St Clair	212	ASSIST	
St Clair	283	ASSIST	
St Clair	300	ASSIST	
St Clair	301	ASSIST	
St Clair	303	ASSIST	
St Clair	327	ASSIST	
St Clair	328	ASSIST	
St Clair	381	ASSIST	
St Clair	401	ASSIST	
St Clair	441	ASSIST	
St Clair	468	ASSIST	
St Clair	477	ASSIST	
St Clair	532	ASSIST	
St Clair	600	ASSIST	
St Clair	601	ASSIST	7
St Clair	601	PREMIUM LEVEL 2	
St Clair	602	ASSIST	
St Clair	604	ASSIST	
St Clair	605	ASSIST	
St Clair	606	ASSIST	
St Clair	609	ASSIST	
St Clair	610	ASSIST	
St Clair	611	ASSIST	
St Clair	612	ASSIST	
St Clair	614	ASSIST	
St Clair	616	SHARE	
St Clair	617	ASSIST	
St Clair	618	ASSIST	
St Clair	619	ASSIST	
St Clair	623	ASSIST	

APPENDIX C

All Kids Program Data

The number of individuals enrolled in the Covering All Kids health insurance program by county, and, for counties with a population of 100,000 or greater, by geo zip code.

St Clair	624	ASSIST	
St Clair	625	ASSIST	
St Clair	627	ASSIST	27
St Clair	628	ASSIST	18
St Clair	628	PREMIUM LEVEL 1	
St Clair	629	ASSIST	7
St Clair	630	ASSIST	6
St Clair	631	ASSIST	25
St Clair	633	ASSIST	
St Clair	636	ASSIST	
St Clair	641	ASSIST	
St Clair	675	ASSIST	
St Clair	740	ASSIST	
St Clair	782	ASSIST	
St Clair	871	ASSIST	
St Clair	995	ASSIST	
Stephenson	606	ASSIST	6
Stephenson	611	ASSIST	7
Stephenson	622	ASSIST	
Tazewell	140	ASSIST	
Tazewell	283	ASSIST	
Tazewell	320	ASSIST	
Tazewell	342	ASSIST	
Tazewell	377	ASSIST	
Tazewell	395	ASSIST	
Tazewell	492	ASSIST	
Tazewell	503	ASSIST	
Tazewell	522	ASSIST	
Tazewell	604	ASSIST	
Tazewell	605	ASSIST	
Tazewell	606	ASSIST	
Tazewell	610	ASSIST	
Tazewell	612	ASSIST	
Tazewell	613	ASSIST	
Tazewell	614	ASSIST	
Tazewell	618	ASSIST	
Tazewell	620	ASSIST	
Tazewell	622	ASSIST	
Tazewell	625	ASSIST	
Tazewell	626	ASSIST	
Tazewell	627	ASSIST	14
Tazewell	628	ASSIST	
Tazewell	629	ASSIST	
Tazewell	637	ASSIST	

APPENDIX C

All Kids Program Data

The number of individuals enrolled in the Covering All Kids health insurance program by county, and, for counties with a population of 100,000 or greater, by geo zip code.

Tazewell	705	ASSIST	
Tazewell	788	ASSIST	
Tazewell	982	ASSIST	
Vermilion	600	ASSIST	
Vermilion	601	ASSIST	8
Vermilion	601	PREMIUM LEVEL 1	
Vermilion	604	ASSIST	
Vermilion	605	ASSIST	
Vermilion	606	ASSIST	9
Vermilion	622	ASSIST	
Wabash	604	ASSIST	
Warren	605	ASSIST	
Warren	619	ASSIST	
Washington	620	ASSIST	
Wayne	600	ASSIST	
Wayne	608	ASSIST	
Whiteside	600	ASSIST	
Whiteside	601	ASSIST	
Whiteside	604	ASSIST	
Whiteside	605	ASSIST	
Whiteside	611	ASSIST	
Whiteside	613	ASSIST	
Whiteside	614	ASSIST	
Whiteside	618	ASSIST	
Will		ASSIST	
Will	291	ASSIST	
Will	301	ASSIST	
Will	303	ASSIST	
Will	321	ASSIST	
Will	328	ASSIST	
Will	330	ASSIST	
Will	334	ASSIST	
Will	335	ASSIST	
Will	336	ASSIST	
Will	339	ASSIST	
Will	377	ASSIST	
Will	384	ASSIST	
Will	386	ASSIST	
Will	387	ASSIST	
Will	392	ASSIST	6
Will	463	ASSIST	8
Will	464	ASSIST	
Will	479	ASSIST	
Will	504	ASSIST	

APPENDIX C

All Kids Program Data

The number of individuals enrolled in the Covering All Kids health insurance program by county, and, for counties with a population of 100,000 or greater, by geo zip code.

Will	537	ASSIST	
Will	544	ASSIST	
Will	551	ASSIST	
Will	600	ASSIST	36
Will	601	ASSIST	133
Will	601	PREMIUM LEVEL 1	
Will	601	PREMIUM LEVEL 2	
Will	601	SHARE	
Will	602	ASSIST	
Will	603	ASSIST	
Will	606	ASSIST	211
Will	606	PREMIUM LEVEL 1	11
Will	606	SHARE	
Will	608	ASSIST	35
Will	608	SHARE	
Will	609	ASSIST	49
Will	609	PREMIUM LEVEL 2	
Will	610	ASSIST	
Will	611	ASSIST	
Will	612	ASSIST	10
Will	613	ASSIST	18
Will	614	ASSIST	
Will	615	ASSIST	6
Will	616	ASSIST	
Will	617	ASSIST	6
Will	617	SHARE	
Will	618	ASSIST	12
Will	619	PREMIUM LEVEL 1	
Will	620	ASSIST	10
Will	622	ASSIST	
Will	623	ASSIST	
Will	624	ASSIST	
Will	627	ASSIST	21
Will	628	ASSIST	
Will	629	ASSIST	10
Will	633	ASSIST	
Will	700	ASSIST	
Will	765	ASSIST	
Will	805	ASSIST	
Will	850	ASSIST	
Will	853	ASSIST	
Will	856	ASSIST	
Will	871	ASSIST	
Will	981	ASSIST	

APPENDIX C

All Kids Program Data

The number of individuals enrolled in the Covering All Kids health insurance program by county, and, for counties with a population of 100,000 or greater, by geo zip code.

Williamson	600	ASSIST	
Williamson	606	ASSIST	
Williamson	622	ASSIST	
Winnebago		ASSIST	
Winnebago	151	ASSIST	
Winnebago	274	ASSIST	
Winnebago	290	ASSIST	
Winnebago	300	ASSIST	
Winnebago	302	ASSIST	
Winnebago	320	ASSIST	
Winnebago	321	ASSIST	
Winnebago	327	ASSIST	
Winnebago	329	ASSIST	
Winnebago	338	ASSIST	
Winnebago	339	ASSIST	
Winnebago	402	ASSIST	
Winnebago	420	ASSIST	
Winnebago	463	ASSIST	
Winnebago	464	ASSIST	
Winnebago	486	ASSIST	
Winnebago	503	ASSIST	
Winnebago	506	ASSIST	
Winnebago	510	ASSIST	
Winnebago	513	ASSIST	
Winnebago	522	ASSIST	
Winnebago	530	ASSIST	
Winnebago	531	ASSIST	
Winnebago	535	ASSIST	11
Winnebago	544	ASSIST	
Winnebago	546	ASSIST	
Winnebago	551	ASSIST	
Winnebago	570	ASSIST	
Winnebago	600	ASSIST	45
Winnebago	601	ASSIST	103
Winnebago	601	PREMIUM LEVEL 1	
Winnebago	601	PREMIUM LEVEL 2	
Winnebago	602	ASSIST	
Winnebago	603	ASSIST	
Winnebago	604	ASSIST	29
Winnebago	604	PREMIUM LEVEL 2	
Winnebago	605	ASSIST	24
Winnebago	606	ASSIST	81
Winnebago	607	ASSIST	
Winnebago	609	ASSIST	

APPENDIX C

All Kids Program Data

The number of individuals enrolled in the Covering All Kids health insurance program by county, and, for counties with a population of 100,000 or greater, by geo zip code.

Winnebago	612	ASSIST	
Winnebago	612	PREMIUM LEVEL 1	
Winnebago	615	ASSIST	
Winnebago	616	ASSIST	
Winnebago	617	ASSIST	
Winnebago	618	ASSIST	
Winnebago	620	ASSIST	
Winnebago	622	ASSIST	
Winnebago	625	ASSIST	
Winnebago	627	ASSIST	38
Winnebago	628	ASSIST	
Winnebago	633	ASSIST	
Winnebago	638	ASSIST	
Winnebago	652	ASSIST	
Winnebago	712	ASSIST	
Winnebago	735	ASSIST	
Winnebago	750	ASSIST	
Winnebago	751	ASSIST	
Winnebago	752	ASSIST	
Winnebago	782	ASSIST	
Winnebago	784	ASSIST	
Winnebago	787	ASSIST	
Winnebago	809	ASSIST	
Winnebago	850	ASSIST	
Winnebago	852	ASSIST	
Winnebago	871	ASSIST	
Winnebago	937	ASSIST	
Woodford	604	ASSIST	
Woodford	616	ASSIST	69
Woodford	616	PREMIUM LEVEL 1	