



Primary Care Case Management Report

**215 ILCS 170/47
Public Act 095-0650
HB1628**

July 2014

201 South Grand Avenue East
Springfield, Illinois 62763-0002

Telephone: (217) 782-1200
TTY: (800) 526-5812

September 1, 2014

Governor Pat Quinn
Members of the Illinois General Assembly

Greetings:

On behalf of the Illinois Department of Healthcare and Family Services (HFS), I present the following annual report on the Illinois Primary Care Case Management Program (Illinois Health Connect). This report is required by the *Covering ALL KIDS Health Insurance Act* [215 ILCS 170/47]. The Illinois Health Connect Program focuses on the promotion of the patient-physician relationship in order to improve the quality of healthcare for members, support continuity of care initiatives improve access to care, and to reduce unnecessary emergency room visits and hospitalizations through established medical homes.

The Primary Care Case Management program was the Department's first step toward implementing managed care throughout the state. Currently, Illinois is in the midst of increasing its healthcare delivery systems to ensure it is more patient-centered, with focus on improved health outcomes, enhanced patient access, and patient safety. These efforts include expanding the current healthcare delivery system to assist the state in meeting the Medicaid reform law under P.A. 96-1501 and the Affordable Care Act (ACA) initiatives.

To meet these goals, Illinois is expanding its managed care program to include Managed Care Health Plans: Coordinated Care Entities (CCEs), Accountable Care Entities (ACEs) and additional Managed Care Community Networks (MCCNs) and Managed Care Organizations (MCOs). Upwards of 1.5 million people on Medicaid and All Kids in five mandatory managed care regions, including those individuals currently enrolled in Illinois Health Connect, will be moved into some form of Care Coordination with a Managed Care Health Plan. This means that over the next several months, the majority of the clients currently enrolled in Illinois Health Connect will join Managed Care Health Plans for their care coordination services. Illinois Health Connect will continue to be a choice for clients in the non-mandatory managed care regions; however, it will no longer be a statewide Health Plan Choice for clients. Illinois Health Connect will also provide some program support for the CCEs and ACEs.

I look forward to continuing our Medicaid Program expansion efforts to assure that HFS Medical Program clients have access to the coordinated healthcare they need to stay healthy.

Sincerely,



Julie Hamos
Director

TABLE of CONTENTS

	<u>Page</u>
REPORTING REQUIREMENTS	1
INTRODUCTION	2
PROGRAM OVERVIEW	3
Primary Care Case Management	3
Illinois Health Connect	3
Medical Homes	4
Quality Tools	5
Bonus Program for High Performance	6
Specialty Resource Database	6
Illinois Health Connect Medical Home Edit Program	6
APPENDIX A – Program Web Links	7
APPENDIX B – County and Geo Zip Code Level Data	8
APPENDIX C – All Kids Program Data	97

REPORTING REQUIREMENTS

SUMMARY

The *Covering ALL KIDS Health Insurance Act* was amended by PA 95-650 [215 ILCS 170/47] to require that HFS report annually to the General Assembly by September 1 of each year concerning the numbers of providers participating in the program.

215 ILCS 170-47

The Department shall report annually by September 1, on the following:

- (a) The number of professionals serving in the primary care case management program, by licensed profession and by county, and, for counties with a population of 100,000 or greater, by geo zip code. (See Appendix B, Table B.1)*
- (b) The number of non-primary care providers accepting referrals, by specialty designation, by licensed profession and by county, and, for counties with a population of 100,000 or greater, by geo zip code. (See Appendix B, Table B.2)*
- (c) The number of individuals enrolled in the Covering ALL KIDS Health Insurance Program by income or premium level and by county, and, for counties with a population of 100,000 or greater, by geo zip code. (See Appendix C)*

INTRODUCTION

The Primary Care Case Management program was implemented in 2007 and serves many All Kids enrolled children. This program also serves groups that are much broader, and includes adults. HFS's Primary Care Case Management program is designed to connect each eligible client with a Primary Care Provider at a "medical home" where regular ongoing care is received. Through a medical home, enrollees receive better coordinated care, decreasing inappropriate and costly care, such as emergency room visits or hospitalizations.

The Program Overview provides more information about the current Primary Care Case Management program and efforts that have been implemented to assist both HFS clients and providers navigate the program and build upon the medical home concept, including increasing access to care for individuals enrolled in the Covering ALL KIDS Health Insurance Program.

PROGRAM OVERVIEW

Illinois Health Connect

Illinois Health Connect is based on the American Academy of Pediatrics' initiative to create medical homes to encourage delivery of healthcare services in the most appropriate setting and ensure access to preventive healthcare services. A doctor's office or clinic is a more suitable setting than an emergency room for receipt of routine care. Clients who are enrolled in Illinois Health Connect have a medical home through a Primary Care Provider (PCP).

The goals of Illinois Health Connect are to:

- Improve access to quality medical care for HFS clients
- Make sure HFS clients have a "best-fit" medical home with a primary care provider
- Assure clients receive all necessary preventive and primary care, including immunizations and health screenings
- Increase access to care through the availability of a provider network and expansion of providers
- Reduce inappropriate Emergency Department (ED) visits and hospitalizations

Some populations, such as participants that have Medicare, are excluded from enrolling in Illinois Health Connect. Clients enrolled in Illinois Health Connect receive both care coordination and case management services from their PCP. Eligible clients that must select a PCP in Illinois Health Connect for their medical home include most children enrolled in All Kids, adults, and seniors and adults with disabilities. As of June 30, 2014, there were over 2 million HFS clients that had either chosen or been assigned to a PCP for their medical home. Of these, over 1.7 million clients are enrolled with a PCP in Illinois Health Connect for their medical home, while the remaining clients are enrolled with an MCO (See Table 2).

Table 2: Statewide Medical Home and Client Enrollment as of June 30, 2014

Number of IHC Medical Homes*	IHC Panel Size	Clients Enrolled with a PCP in IHC	Clients Enrolled with a PCP in MCO	Total Clients with a PCP in a Medical Home**
5,682	5,481,359	1,719,324	309,059	2,028,383

*FQHC/RHC/ERC Sites and Sites with more than one address are counted as 1 Medical Home and do not reflect the unique PCP counts provided in Appendix B, Table B.1.

** Medical Home count includes only clients enrolled in IHC or an MCO in VMC.

Although Illinois Health Connect no longer performs the initial client education and enrollment function, it does continue to operate a call center to assist both clients and providers. In FY14, the Illinois Health Connect call centers averaged over 53,000 calls a month. These calls covered a variety of issues including changing PCPs, health plan education, assistance with making appointments, assisting with coordinating access to specialty care for enrollees, responding to provider inquiries on program changes, both HFS and Illinois Health Connect programs, and assistance with Illinois Health Connect

quality tools that support the PCP's efforts in managing and coordinating care for each of their enrollees.

In addition, Illinois Health Connect has implemented many outreach and education strategies over the course of the program to help client's better understand the importance their medical home, working with their PCP, and the importance of health and wellness. An example of an Illinois Health Connect education strategy is the IHC Early Periodic Screening Diagnosis and Treatment (EPSDT) initiative, which is in response to the Federal EPSDT mandate for children enrolled in Medicaid. This initiative focuses on educating clients on the importance of EPSDT, encouraging clients to get well-child checkups for their children, and assisting clients in making appointments with their child's PCP for needed primary and preventive checkups and services, such as immunizations. During FY14, the EPSDT outreach initiatives resulted in over 1,270,000 Healthy Kids Notices mailed. In addition, Illinois Health Connect made almost 470,000 outreach and education calls to remind clients (both children and adults) that primary and preventive services may be due based on HFS claims data; and to assist the client in making an appointment with their PCP to receive the needed services.

Medical Homes

Physicians that participate as a medical home for clients are enrolled as an Illinois Health Connect PCP. Enrolled PCPs serve as a client's medical home and coordinate and manage the client's primary and preventive services, including well child visits, immunizations, screenings, and follow-up care as needed. The PCPs also issue referrals to specialists for additional care or tests as needed. Having a medical home and PCP ensures that clients have access to quality care from a provider that understands their unique health care needs and receives the advantages of care coordination and case management. Appendix B, Table B.1, provides the unique number of professionals enrolled as PCPs in medical homes as of June 30, 2014, by licensed profession, by county, and, for counties with a population of 100,000 or greater, by geo zip code.

As of June 30, 2014, Illinois Health Connect had enrolled 5,682 medical homes (See Table 2). The medical home total includes Federally Qualified Health Centers (FQHCs) and Rural Health Clinics (RHCs) enrolled sites. The enrolled medical homes provide a panel capacity of over 5.4 million patients, greatly exceeding capacity required for all eligible clients statewide. In most counties throughout Illinois, the medical home capacity for eligible clients is double the number of eligible clients in the county. This expansive network allows clients to have several choices of a medical home in most counties.

In order to assist enrolled PCPs in the management of their panels and to ensure PCPs have the most current information and tools for use in coordinating care for their patients, Illinois Health Connect offers an array of support services and educational opportunities for PCPs and their staff. These support services include a toll-free Provider Service Help Desk, dedicated Provider Services Representatives and Quality Assurance Nurses in the field, monthly Webinars and training opportunities on topics that impact providers' practices, and surveys to obtain provider feedback on the program and participation in quarterly Program Subcommittee meetings. Often the

educational opportunities are provided by Illinois Health Connect in conjunction with support from community-based organizations. During FY14, Illinois Health Connects' Provider Service Representatives and Quality Assurance Nurses in the field made over 1,000 visits to providers' offices each month to assist with billing/coding questions, program administration, EPSDT standards, quality improvements efforts and to provide MEDI training.

PCPs enrolled in Illinois Health Connect continue to receive reimbursement from HFS for their services using currently established fee-for-service rates. PCPs also receive a monthly care management fee. The monthly care management fee is paid for each client whose care the PCP is responsible for managing and coordinating. The fees are: \$2.00 per child (under age 21), \$3.00 per adult, and \$4.00 per senior or adult with disabilities. The care management fee is paid monthly, even if the client does not utilize a service that month.

Quality Tools

Illinois Health Connects' quality assurance program focuses on ongoing quality improvement and identifies and responds to opportunities for quality improvement in administrative practices and clinical functions. The quality assurance program includes strategies to assure access to care, evaluate provider and client education and monitor and report on care coordination and utilization management. The Department and Illinois Health Connect have worked with many provider and consumer groups, including the Quality Management Advisory Subcommittee, to develop quality indicators and monitoring strategies to ensure providers receive the support they need to effectively manage the care of their Illinois Health Connect clients and ensure that the clients are receiving quality healthcare services.

In order to assist PCPs in improving the quality of care for their clients, Illinois Health Connect has made available the following quality tools for use in their practices:

- **Panel Rosters** – Illinois Health Connect PCPs have access to an electronic panel roster through the Department's secure MEDI system. Panel rosters help providers manage their client's care by identifying clients that are due for screening or checkups based on HFS claims data.
- **Claims History Summaries** – Through the Department's secure MEDI system, physicians treating Medicaid clients can access HFS claims-based client health summaries that include client medication and immunization histories, previous lab orders, hospitalizations and other medical procedures. With the claims history of a client, a PCP is able to review the client's medical history, assist in assessing additional medical needs and determine compliance and on-going medical needs.
- **Provider Profiles** – Illinois Health Connect providers on a semi-annual basis (spring and fall) receive a profile report summarizing their individual performance on specified clinical indicators in addition to an aggregate summary of the performance of all PCPs participating in the Illinois Health Connect program. The

data reflected in the Provider Profiles is gathered from HFS claims data. Providers can obtain information regarding individual clients and whether they have received many of the clinical services reflected on the Provider Profiles by checking their Illinois Health Connect Panel Roster.

Bonus Program for High Performance

The IHC Bonus Program for High Performance encourages PCPs to provide primary and preventive services in accordance with established quality measurements to drive the adoption of quality improvement initiatives within their practices. Under the program, qualifying PCPs are eligible to receive annual bonus payments for each qualifying service under a bonus measurement. The bonus program payment is based on services provided for all clients enrolled on the PCP's panel on December 1 of the program year who have received one or more of the following services: Immunization Combo 3, Developmental Screenings, Asthma Management, Diabetes Management, Lead Screening or Breast Cancer Screening. For the calendar year 2013 IHC bonus Program, the HEDIS™ 50th percentile is the benchmark for the bonus measurements, with the exception of Developmental Screening, which is established by HFS.

The bonus payments for all measurement years for the program to date have been \$25 per qualifying client, per qualifying event. For Calendar Year 2013, IHC issued over \$4.6 million in bonus payments to over 4,800 PCPs. The bonus payment program has stimulated quality improvement initiatives within many PCP's practices, resulting in increased access to care and improved quality of care for enrolled clients.

Specialty Resource Database

Illinois Health Connect assists PCPs and enrollees in connecting with specialists for specialty care, through their Specialty Resource Database (SRD). The SRD provides specific information on the circumstances under which specialists are available to provide care to an eligible client. A specialist's registration in the SRD allows Illinois Health Connect to assist PCPs in directing clients to the most appropriate specialist provider. A breakdown of specialists by licensed type and specialty, by county and by geo zip code for counties with populations of 100,000 or greater is provided in Appendix B, Table B.2.

Illinois Health Connect Medical Home Edit Program

The implementation of the medical home edit program requires IHC patients to see their own IHC PCP, or a provider or clinic affiliated with their PCP. PCPs seeing IHC patients who are not enrolled on their panel, or on an affiliated PCP's panel, on the date of service, must obtain a referral from the patient's PCP in order to be reimbursed by HFS for services provided. PCPs are able to submit referrals for their patients to see other enrolled PCPs through the Illinois Health Connect Provider Portal via the secure HFS MEDI system, directly with Illinois Health Connect via fax, or by calling the Illinois Health Connect Provider Helpline. Specialists and non-IHC PCPs do not require a referral under this phase of the medical home edit program. During FY13, PCPs entered an average of 652 referrals per month.

**Appendix A
PROGRAM WEB LINKS**

Illinois Health Connect Web Site

www.illinoishealthconnect.com

Illinois Client Enrollment Broker Web Site

www.enrollhfs.illinois.gov

HFS Managed Care Program Web Site

<http://www2.illinois.gov/hfs/ManagedCare/Pages/default.aspx>

All Kids Web Site

www.allkids.com

All Kids Application

www.allkids.com/application.html

All Kids Questions and Answers Booklet

www.allkids.com/hfs8269.html

Healthcare Programs for Families - Member Handbook

www.allkids.com/customers/handbook.html

All Kids Income Guidelines and Cost Sharing

www.allkids.com/income.html

APPENDIX B

County and Geo Zip Code Level Data

Table B.1: PCCM Professionals

The number of professionals serving in the Primary Care Case Management Program as a PCP, by Licensed profession and by county, and, for counties with a population of 100,000 or greater, by geo zip code.

County	Zip Code	Provider Type	Unique Providers
Adams	ALL ZIPS	Nurse Practitioners	1
Adams	ALL ZIPS	Physicians	17
Adams	ALL ZIPS	Rural Health Clinics	3
Alexander	ALL ZIPS	Federally Qualified Health Centers	2
Bond	ALL ZIPS	Physicians	3
Bond	ALL ZIPS	Rural Health Clinics	2
Boone	ALL ZIPS	Federally Qualified Health Centers	1
Boone	ALL ZIPS	Physicians	15
Brown	ALL ZIPS	Rural Health Clinics	1
Bureau	ALL ZIPS	Physicians	13
Calhoun	ALL ZIPS	Rural Health Clinics	1
Carroll	ALL ZIPS	Physicians	3
Cass	ALL ZIPS	Federally Qualified Health Centers	2
Cass	ALL ZIPS	Rural Health Clinics	1
Champaign	618	Federally Qualified Health Centers	2
Champaign	618	Nurse Practitioners	1
Champaign	618	Physicians	85
Christian	ALL ZIPS	Nurse Practitioners	1
Christian	ALL ZIPS	Physicians	8
Christian	ALL ZIPS	Rural Health Clinics	2
Clark	ALL ZIPS	Nurse Practitioners	1
Clark	ALL ZIPS	Rural Health Clinics	3
Clay	ALL ZIPS	Federally Qualified Health Centers	1
Clay	ALL ZIPS	Physicians	1
Clay	ALL ZIPS	Rural Health Clinics	3
Clinton	ALL ZIPS	Physicians	7
Clinton	ALL ZIPS	Rural Health Clinics	3
Coles	ALL ZIPS	Federally Qualified Health Centers	1
Coles	ALL ZIPS	Physicians	26
Cook	600	Encounter rate clinic	1
Cook	600	Federally Qualified Health Centers	3
Cook	600	Physicians	288
Cook	601	Federally Qualified Health Centers	2
Cook	601	Physicians	213
Cook	602	Federally Qualified Health Centers	1

Table B.1: PCCM Professionals

The number of professionals serving in the Primary Care Case Management Program as a PCP, by Licensed profession and by county, and, for counties with a population of 100,000 or greater, by geo zip code.

County	Zip Code	Provider Type	Unique Providers
Cook	602	Physicians	30
Cook	602	School Based / Linked Health Clinics	1
Cook	603	Federally Qualified Health Centers	1
Cook	603	Physicians	71
Cook	604	Encounter rate clinic	4
Cook	604	Federally Qualified Health Centers	11
Cook	604	Physicians	289
Cook	605	Federally Qualified Health Centers	2
Cook	605	Physicians	47
Cook	606	Encounter rate clinic	10
Cook	606	Federally Qualified Health Centers	114
Cook	606	General Hospitals	1
Cook	606	Physicians	1,089
Cook	606	School Based / Linked Health Clinics	1
Cook	607	Physicians	48
Cook	608	Encounter rate clinic	2
Cook	608	Federally Qualified Health Centers	1
Cook	608	Physicians	52
Crawford	ALL ZIPS	Rural Health Clinics	4
Cumberland	ALL ZIPS	Federally Qualified Health Centers	1
Cumberland	ALL ZIPS	Physicians	1
Cumberland	ALL ZIPS	Rural Health Clinics	2
De Witt	ALL ZIPS	Physicians	3
De Witt	ALL ZIPS	Rural Health Clinics	2
Dekalb	601	Federally Qualified Health Centers	1
Dekalb	601	Physicians	22
Dekalb	605	Physicians	10
Douglas	ALL ZIPS	Nurse Practitioners	2
Douglas	ALL ZIPS	Physicians	6
Douglas	ALL ZIPS	Rural Health Clinics	2
DuPage	601	Federally Qualified Health Centers	5
DuPage	601	Physicians	224
DuPage	604	Physicians	6
DuPage	605	Nurse Practitioners	2
DuPage	605	Physicians	262
Edgar	ALL ZIPS	Physicians	2
Edgar	ALL ZIPS	Rural Health Clinics	3
Edwards	ALL ZIPS	Federally Qualified Health Centers	1
Edwards	ALL ZIPS	Rural Health Clinics	1
Effingham	ALL ZIPS	Federally Qualified Health Centers	1
Effingham	ALL ZIPS	Physicians	4
Effingham	ALL ZIPS	Rural Health Clinics	9

Table B.1: PCCM Professionals

The number of professionals serving in the Primary Care Case Management Program as a PCP, by Licensed profession and by county, and, for counties with a population of 100,000 or greater, by geo zip code.

County	Zip Code	Provider Type	Unique Providers
Fayette	ALL ZIPS	Federally Qualified Health Centers	1
Fayette	ALL ZIPS	Physicians	3
Fayette	ALL ZIPS	Rural Health Clinics	3
Ford	ALL ZIPS	Physicians	3
Ford	ALL ZIPS	Rural Health Clinics	4
Franklin	ALL ZIPS	Federally Qualified Health Centers	2
Franklin	ALL ZIPS	Nurse Practitioners	1
Franklin	ALL ZIPS	Physicians	4
Franklin	ALL ZIPS	Rural Health Clinics	5
Fulton	ALL ZIPS	Physicians	4
Fulton	ALL ZIPS	Rural Health Clinics	6
Gallatin	ALL ZIPS	Federally Qualified Health Centers	1
Gallatin	ALL ZIPS	Rural Health Clinics	1
Greene	ALL ZIPS	Physicians	2
Greene	ALL ZIPS	Rural Health Clinics	6
Grundy	ALL ZIPS	Physicians	13
Hamilton	ALL ZIPS	Nurse Practitioners	1
Hamilton	ALL ZIPS	Physicians	2
Hamilton	ALL ZIPS	Rural Health Clinics	2
Hancock	ALL ZIPS	Certified local public health department	1
Hancock	ALL ZIPS	Federally Qualified Health Centers	2
Hancock	ALL ZIPS	Physicians	3
Hancock	ALL ZIPS	Rural Health Clinics	4
Hardin	ALL ZIPS	Rural Health Clinics	1
Henderson	ALL ZIPS	Federally Qualified Health Centers	2
Henry	ALL ZIPS	Physicians	12
Henry	ALL ZIPS	Rural Health Clinics	4
Iroquois	ALL ZIPS	Federally Qualified Health Centers	1
Iroquois	ALL ZIPS	Physicians	8
Iroquois	ALL ZIPS	Rural Health Clinics	6
Jackson	ALL ZIPS	Federally Qualified Health Centers	4
Jackson	ALL ZIPS	Physicians	7
Jackson	ALL ZIPS	Rural Health Clinics	4
Jasper	ALL ZIPS	Rural Health Clinics	2
Jefferson	ALL ZIPS	Federally Qualified Health Centers	1
Jefferson	ALL ZIPS	Physicians	19
Jefferson	ALL ZIPS	Rural Health Clinics	2
Jersey	ALL ZIPS	Rural Health Clinics	2
Jo Daviess	ALL ZIPS	Physicians	7
Johnson	ALL ZIPS	Federally Qualified Health Centers	2
Kane	601	Federally Qualified Health Centers	6
Kane	601	Physicians	98

Table B.1: PCCM Professionals

The number of professionals serving in the Primary Care Case Management Program as a PCP, by Licensed profession and by county, and, for counties with a population of 100,000 or greater, by geo zip code.

County	Zip Code	Provider Type	Unique Providers
Kane	605	Federally Qualified Health Centers	4
Kane	605	Physicians	27
Kankakee	609	Federally Qualified Health Centers	1
Kankakee	609	Nurse Practitioners	1
Kankakee	609	Physicians	47
Kankakee	609	Rural Health Clinics	1
Kendall	ALL ZIPS	Physicians	27
Knox	ALL ZIPS	Federally Qualified Health Centers	1
Knox	ALL ZIPS	Physicians	23
La Salle	613	Federally Qualified Health Centers	1
La Salle	613	Physicians	34
La Salle	613	Rural Health Clinics	1
La Salle	631	Physicians	1
Lake	600	Federally Qualified Health Centers	6
Lake	600	Nurse Practitioners	1
Lake	600	Physicians	258
Lawrence	ALL ZIPS	Physicians	1
Lawrence	ALL ZIPS	Rural Health Clinics	2
Lee	ALL ZIPS	Physicians	16
Livingston	ALL ZIPS	Certified local public health department	1
Livingston	ALL ZIPS	Physicians	18
Livingston	ALL ZIPS	Rural Health Clinics	3
Logan	ALL ZIPS	Rural Health Clinics	2
Macon	625	Federally Qualified Health Centers	2
Macon	625	Physicians	51
Macoupin	ALL ZIPS	Federally Qualified Health Centers	2
Macoupin	ALL ZIPS	Physicians	4
Macoupin	ALL ZIPS	Rural Health Clinics	10
Madison	620	Federally Qualified Health Centers	7
Madison	620	Physicians	60
Madison	622	Federally Qualified Health Centers	1
Madison	622	Physicians	15
Madison	622	Rural Health Clinics	1
Marion	ALL ZIPS	Federally Qualified Health Centers	1
Marion	ALL ZIPS	Nurse Practitioners	1
Marion	ALL ZIPS	Physicians	11
Marion	ALL ZIPS	Rural Health Clinics	2
Marshall	ALL ZIPS	Nurse Practitioners	1
Marshall	ALL ZIPS	Physicians	2
Mason	ALL ZIPS	Rural Health Clinics	2
Massac	ALL ZIPS	Physicians	4
Massac	ALL ZIPS	Rural Health Clinics	2

Table B.1: PCCM Professionals

The number of professionals serving in the Primary Care Case Management Program as a PCP, by Licensed profession and by county, and, for counties with a population of 100,000 or greater, by geo zip code.

County	Zip Code	Provider Type	Unique Providers
McDonough	ALL ZIPS	Physicians	12
McDonough	ALL ZIPS	Rural Health Clinics	1
McHenry	600	Federally Qualified Health Centers	2
McHenry	600	Physicians	84
McHenry	601	Physicians	26
McLean	614	Physicians	1
McLean	617	Federally Qualified Health Centers	1
McLean	617	Physicians	62
McLean	617	Rural Health Clinics	1
Menard	ALL ZIPS	Rural Health Clinics	1
Mercer	ALL ZIPS	Physicians	1
Mercer	ALL ZIPS	Rural Health Clinics	2
Monroe	ALL ZIPS	Physicians	6
Montgomery	ALL ZIPS	Rural Health Clinics	4
Morgan	ALL ZIPS	Physicians	5
Morgan	ALL ZIPS	Rural Health Clinics	2
Moultrie	ALL ZIPS	Physicians	2
Moultrie	ALL ZIPS	Rural Health Clinics	2
Ogle	ALL ZIPS	Physicians	25
Peoria	615	Physicians	7
Peoria	616	Federally Qualified Health Centers	4
Peoria	616	Nurse Practitioners	1
Peoria	616	Physicians	100
Perry	ALL ZIPS	Federally Qualified Health Centers	1
Perry	ALL ZIPS	Physicians	1
Perry	ALL ZIPS	Rural Health Clinics	3
Piatt	ALL ZIPS	Physicians	5
Piatt	ALL ZIPS	Rural Health Clinics	1
Pike	ALL ZIPS	Rural Health Clinics	4
Pope	ALL ZIPS	Federally Qualified Health Centers	1
Putnam	ALL ZIPS	Physicians	2
Randolph	ALL ZIPS	Physicians	7
Randolph	ALL ZIPS	Rural Health Clinics	7
Richland	ALL ZIPS	Federally Qualified Health Centers	1
Richland	ALL ZIPS	Physicians	2
Rock Island	612	Federally Qualified Health Centers	4
Rock Island	612	Physicians	52
Rock Island	612	School Based / Linked Health Clinics	2
Saline	ALL ZIPS	Federally Qualified Health Centers	2
Saline	ALL ZIPS	Nurse Practitioners	1
Saline	ALL ZIPS	Physicians	4
Saline	ALL ZIPS	Rural Health Clinics	3

Table B.1: PCCM Professionals

The number of professionals serving in the Primary Care Case Management Program as a PCP, by Licensed profession and by county, and, for counties with a population of 100,000 or greater, by geo zip code.

County	Zip Code	Provider Type	Unique Providers
Sangamon	625	Physicians	1
Sangamon	626	Physicians	7
Sangamon	627	Federally Qualified Health Centers	2
Sangamon	627	Physicians	89
Schuyler	ALL ZIPS	Rural Health Clinics	1
Scott	ALL ZIPS	Rural Health Clinics	1
Shelby	ALL ZIPS	Physicians	8
Shelby	ALL ZIPS	Rural Health Clinics	2
St Clair	622	Federally Qualified Health Centers	14
St Clair	622	Nurse Practitioners	1
St Clair	622	Physicians	47
St Clair	622	Rural Health Clinics	1
Stark	ALL ZIPS	Rural Health Clinics	1
Stephenson	ALL ZIPS	Nurse Practitioners	1
Stephenson	ALL ZIPS	Physicians	20
Tazewell	615	Physicians	43
Tazewell	616	Physicians	3
Tazewell	617	Physicians	2
Union	ALL ZIPS	Federally Qualified Health Centers	3
Union	ALL ZIPS	Physicians	5
Vermilion	ALL ZIPS	Federally Qualified Health Centers	1
Vermilion	ALL ZIPS	Nurse Practitioners	1
Vermilion	ALL ZIPS	Physicians	15
Vermilion	ALL ZIPS	Rural Health Clinics	9
Wabash	ALL ZIPS	Physicians	1
Wabash	ALL ZIPS	Rural Health Clinics	2
Warren	ALL ZIPS	Physicians	1
Warren	ALL ZIPS	Rural Health Clinics	1
Washington	ALL ZIPS	Physicians	2
Washington	ALL ZIPS	Rural Health Clinics	2
Wayne	ALL ZIPS	Federally Qualified Health Centers	1
Wayne	ALL ZIPS	Physicians	1
Wayne	ALL ZIPS	Rural Health Clinics	2
White	ALL ZIPS	Federally Qualified Health Centers	2
White	ALL ZIPS	Physicians	1
White	ALL ZIPS	Rural Health Clinics	1
Whiteside	ALL ZIPS	Federally Qualified Health Centers	1
Whiteside	ALL ZIPS	Nurse Practitioners	1
Whiteside	ALL ZIPS	Physicians	22
Whiteside	ALL ZIPS	Rural Health Clinics	2
Will	604	Federally Qualified Health Centers	4
Will	604	Physicians	146

Table B.1: PCCM Professionals

The number of professionals serving in the Primary Care Case Management Program as a PCP, by Licensed profession and by county, and, for counties with a population of 100,000 or greater, by geo zip code.

County	Zip Code	Provider Type	Unique Providers
Will	605	Physicians	37
Williamson	ALL ZIPS	Federally Qualified Health Centers	3
Williamson	ALL ZIPS	Physicians	14
Williamson	ALL ZIPS	Rural Health Clinics	3
Winnebago	610	Physicians	10
Winnebago	611	Federally Qualified Health Centers	3
Winnebago	611	Physicians	118
Woodford	ALL ZIPS	Physicians	7
Woodford	ALL ZIPS	Rural Health Clinics	1

Out of State Providers	Zip Code	Provider Type	Unique Providers
Indiana	ALL ZIPS	Federally Qualified Health Centers	1
Indiana	ALL ZIPS	Physicians	28
Indiana	ALL ZIPS	Rural Health Clinics	1
Iowa	ALL ZIPS	Federally Qualified Health Centers	4
Iowa	ALL ZIPS	Physicians	36
Kentucky	ALL ZIPS	Physicians	4
Missouri	ALL ZIPS	Physicians	9
Missouri	ALL ZIPS	Rural Health Clinics	7
Wisconsin	ALL ZIPS	Federally Qualified Health Centers	1
Wisconsin	ALL ZIPS	Physicians	22

Table B.2: Specialists/Non-IHC Participating Primary Care Providers

The number of Non-Primary Care Providers accepting PCCM patients, by specialty designation, by Licensed profession and by county, and, for counties with a population of 100,000 or greater, by geo zip code

County	Zip Code	Specialty	Provider Type	Providers
Adams	ALL ZIPS	Admitting Privileges	Physicians	1
Adams	ALL ZIPS	Adolescent-Medicine	Physicians	1
Adams	ALL ZIPS	Allergy-Immunization	Physicians	2
Adams	ALL ZIPS	Anesthesiology	Physicians	8
Adams	ALL ZIPS	Cardiology	Physicians	6
Adams	ALL ZIPS	Cardiovascular Diseases	Physicians	2
Adams	ALL ZIPS	Child Psychiatry	Physicians	2
Adams	ALL ZIPS	Dermatology	Physicians	2
Adams	ALL ZIPS	Diagnostic Pharmaceutical Agents	Optometrists	2
Adams	ALL ZIPS	Emergency Medicine	Physicians	15
Adams	ALL ZIPS	Endocrinology	Physicians	2
Adams	ALL ZIPS	Family Practice	Physicians	30
Adams	ALL ZIPS	Gastroenterology	Physicians	4
Adams	ALL ZIPS	General Dentistry	Dentists	7
Adams	ALL ZIPS	General Practice	Physicians	2
Adams	ALL ZIPS	Hematology	Physicians	3
Adams	ALL ZIPS	Infectious Diseases	Physicians	1
Adams	ALL ZIPS	Internal Medicine	Physicians	14
Adams	ALL ZIPS	Optometrists	Optometrists	1
Adams	ALL ZIPS	Podiatrists	Podiatrists	3
Adams	ALL ZIPS	Chiropractors	Chiropractors	1
Adams	ALL ZIPS	Nurse Practitioners	Nurse Practitioners	40
Adams	ALL ZIPS	Physical Therapists	Physical Therapists	27
Adams	ALL ZIPS	Occupational Therapists	Occupational Therapists	10
Adams	ALL ZIPS	Speech Therapists	Speech Therapists	13
Adams	ALL ZIPS	Audiologists	Audiologists	7
Adams	ALL ZIPS	Nephrology	Physicians	3
Adams	ALL ZIPS	Neurology	Physicians	3
Adams	ALL ZIPS	Neurology Surgery	Physicians	3
Adams	ALL ZIPS	Obstetric-Gynecology	Physicians	9
Adams	ALL ZIPS	Oncology	Physicians	2
Adams	ALL ZIPS	Ophthalmology	Physicians	5
Adams	ALL ZIPS	Orthopedic Surgery	Physicians	8
Adams	ALL ZIPS	Osteopathic Manipulative Medicine	Physicians	1
Adams	ALL ZIPS	Otolaryngology	Physicians	2
Adams	ALL ZIPS	Otorhinolaryngology	Physicians	1
Adams	ALL ZIPS	Pathology	Physicians	3

Table B.2: Specialists/Non-IHC Participating Primary Care Providers

The number of Non-Primary Care Providers accepting PCCM patients, by specialty designation, by Licensed profession and by county, and, for counties with a population of 100,000 or greater, by geo zip code

Adams	ALL ZIPS	Pediatrics	Physicians	4
Adams	ALL ZIPS	Physical Medicine/Rehabilitation	Physicians	4
Adams	ALL ZIPS	Plastic Surgery	Physicians	1
Adams	ALL ZIPS	Psychiatry	Physicians	5
Adams	ALL ZIPS	Pulmonary Diseases	Physicians	3
Adams	ALL ZIPS	Radiology Diagnosis	Physicians	5
Adams	ALL ZIPS	Radiology Therapeutic	Physicians	2
Adams	ALL ZIPS	Rheumatology	Physicians	1
Adams	ALL ZIPS	Surgery General	Physicians	4
Adams	ALL ZIPS	Therapeutic Pharmaceutical Agents	Optometrists	8
Adams	ALL ZIPS	Urological Surgery	Physicians	1
Adams	ALL ZIPS	Urology	Physicians	4
Adams	ALL ZIPS	Vascular Surgery	Physicians	1
Alexander	ALL ZIPS	Emergency Medicine	Physicians	1
Alexander	ALL ZIPS	Family Practice	Physicians	1
Alexander	ALL ZIPS	Internal Medicine	Physicians	1
Alexander	ALL ZIPS	Nurse Practitioners	Nurse	2
Alexander	ALL ZIPS	Obstetric-Gynecology	Practitioners	1
Alexander	ALL ZIPS	Pediatrics	Physicians	1
Arizona	ALL ZIPS	Neurology	Physicians	1
Arizona	ALL ZIPS	Pulmonary Diseases	Physicians	1
Arizona	ALL ZIPS	Radiology Diagnosis	Physicians	1
Arkansas	ALL ZIPS	Pathology	Physicians	2
Bond	ALL ZIPS	Emergency Medicine	Physicians	9
Bond	ALL ZIPS	Family Practice	Physicians	6
Bond	ALL ZIPS	General Dentistry	Dentists	3
Bond	ALL ZIPS	General Practice	Physicians	1
Bond	ALL ZIPS	General Psychiatry Residency	Nurse	1
Bond	ALL ZIPS	Gynecology	Practitioners	1
Bond	ALL ZIPS	Internal Medicine	Physicians	2
Bond	ALL ZIPS	Chiropractors	Chiropractors	1
Bond	ALL ZIPS	Nurse Practitioners	Nurse	6
Bond	ALL ZIPS	Speech Therapists	Practitioners	1
Bond	ALL ZIPS	Audiologists	Therapists	1
Bond	ALL ZIPS	Obstetric-Gynecology	Audiologists	3
Bond	ALL ZIPS	Pediatrics	Physicians	2
Bond	ALL ZIPS	Psychiatry	Physicians	1
Bond	ALL ZIPS	Surgery General	Physicians	1
Bond	ALL ZIPS	Therapeutic Pharmaceutical Agents	Physicians	1
Boone	ALL ZIPS	Diagnostic Pharmaceutical Agents	Optometrists	1
Boone	ALL ZIPS	Emergency Medicine	Optometrists	8

Table B.2: Specialists/Non-IHC Participating Primary Care Providers

The number of Non-Primary Care Providers accepting PCCM patients, by specialty designation, by Licensed profession and by county, and, for counties with a population of 100,000 or greater, by geo zip code

Boone	ALL ZIPS	Family Practice	Physicians	4
Boone	ALL ZIPS	General Dentistry	Dentists	2
Boone	ALL ZIPS	Gynecology	Physicians	1
Boone	ALL ZIPS	Podiatrists	Podiatrists	1
Boone	ALL ZIPS	Chiropractors	Chiropractors	1
Boone	ALL ZIPS	Nurse Practitioners	Nurse Practitioners	4
Boone	ALL ZIPS	Physical Therapists	Physical Therapists	2
Boone	ALL ZIPS	Speech Therapists	Speech Therapists	1
Boone	ALL ZIPS	Pedodontics	Dentists	1
Boone	ALL ZIPS	Physical Medicine/Rehabilitation	Physicians	1
Boone	ALL ZIPS	Plastic Surgery	Physicians	1
Boone	ALL ZIPS	Therapeutic Pharmaceutical Agents	Optometrists	1
Brown	ALL ZIPS	Family Practice	Physicians	2
Brown	ALL ZIPS	Optometrists	Optometrists	1
Brown	ALL ZIPS	Nurse Practitioners	Nurse Practitioners	3
Brown	ALL ZIPS	Physical Therapists	Physical Therapists	1
Brown	ALL ZIPS	Psychiatry	Physicians	1
Bureau	ALL ZIPS	Anesthesiology	Physicians	2
Bureau	ALL ZIPS	Diagnostic Pharmaceutical Agents	Optometrists	1
Bureau	ALL ZIPS	Emergency Medicine	Physicians	3
Bureau	ALL ZIPS	Family Practice	Physicians	3
Bureau	ALL ZIPS	Gastroenterology	Physicians	1
Bureau	ALL ZIPS	General Dentistry	Dentists	3
Bureau	ALL ZIPS	Internal Medicine	Physicians	2
Bureau	ALL ZIPS	Podiatrists	Podiatrists	2
Bureau	ALL ZIPS	Chiropractors	Chiropractors	4
Bureau	ALL ZIPS	Nurse Practitioners	Nurse Practitioners	3
Bureau	ALL ZIPS	Physical Therapists	Physical Therapists	1
Bureau	ALL ZIPS	Speech Therapists	Speech Therapists	2
Bureau	ALL ZIPS	Obstetric-Gynecology	Physicians	4
Bureau	ALL ZIPS	Oncology	Physicians	1
Bureau	ALL ZIPS	Orthopedic Surgery	Physicians	6
Bureau	ALL ZIPS	Pathology	Physicians	1
Bureau	ALL ZIPS	Pediatrics	Physicians	1
Bureau	ALL ZIPS	Psychiatry	Physicians	1
Bureau	ALL ZIPS	Surgery General	Physicians	1
Bureau	ALL ZIPS	Urology	Physicians	2
Calhoun	ALL ZIPS	Family Practice	Physicians	1

Table B.2: Specialists/Non-IHC Participating Primary Care Providers

The number of Non-Primary Care Providers accepting PCCM patients, by specialty designation, by Licensed profession and by county, and, for counties with a population of 100,000 or greater, by geo zip code

Calhoun	ALL ZIPS	General Dentistry	Dentists	1
Calhoun	ALL ZIPS	General Practice	Physicians	1
			Speech	
Calhoun	ALL ZIPS	Speech Therapists	Therapists	1
Carroll	ALL ZIPS	Chiropractors	Chiropractors	1
			Nurse	
Carroll	ALL ZIPS	Nurse Practitioners	Practitioners	2
			Physical	
Carroll	ALL ZIPS	Physical Therapists	Therapists	2
			Speech	
Carroll	ALL ZIPS	Speech Therapists	Therapists	1
Carroll	ALL ZIPS	Therapeutic Pharmaceutical Agents	Optometrists	1
Cass	ALL ZIPS	Family Practice	Physicians	4
Cass	ALL ZIPS	General Dentistry	Dentists	2
Cass	ALL ZIPS	Chiropractors	Chiropractors	1
Cass	ALL ZIPS	Surgery General	Physicians	1
Cass	ALL ZIPS	Therapeutic Pharmaceutical Agents	Optometrists	1
Champaign	618	Allergy	Physicians	1
Champaign	618	Admitting Privileges	Physicians	1
Champaign	618	Anesthesiology	Physicians	19
Champaign	618	Cardiology	Physicians	12
Champaign	618	Cardiovascular Diseases	Physicians	6
Champaign	618	Cardiovascular Surgery	Physicians	2
Champaign	618	Child Neurology	Physicians	2
Champaign	618	Child Psychiatry	Physicians	1
Champaign	618	Colon - Rectal Surgery	Physicians	2
Champaign	618	Dermatology	Physicians	6
Champaign	618	Diagnostic Pharmaceutical Agents	Optometrists	5
Champaign	618	Emergency Medicine	Physicians	41
Champaign	618	Endocrinology	Physicians	6
Champaign	618	Facial Plastic Surgery	Physicians	1
Champaign	618	Family Practice	Physicians	33
Champaign	618	Gastroenterology	Physicians	11
Champaign	618	General Dentistry	Dentists	19
Champaign	618	General Practice	Physicians	1
			Nurse	
Champaign	618	General Psychiatry Residency	Practitioners	1
Champaign	618	Hematology	Physicians	3
Champaign	618	Infectious Diseases	Physicians	4
Champaign	618	Internal Medicine	Physicians	57
Champaign	618	Maternal and Fetal Medicine	Physicians	1
Champaign	618	Podiatrists	Podiatrists	9
Champaign	618	Chiropractors	Chiropractors	4
			Nurse	
Champaign	618	Nurse Practitioners	Practitioners	76
Champaign	618	Physical Therapists	Physical	20

Table B.2: Specialists/Non-IHC Participating Primary Care Providers

The number of Non-Primary Care Providers accepting PCCM patients, by specialty designation, by Licensed profession and by county, and, for counties with a population of 100,000 or greater, by geo zip code

			Therapists	
			Occupational	
Champaign	618	Occupational Therapists	Therapists	7
			Speech	
Champaign	618	Speech Therapists	Therapists	17
Champaign	618	Audiologists	Audiologists	15
Champaign	618	Neonatal-Perinatal Medicine	Physicians	2
Champaign	618	Neonatology	Physicians	4
Champaign	618	Nephrology	Physicians	3
Champaign	618	Neurology	Physicians	14
Champaign	618	Neurology Surgery	Physicians	4
Champaign	618	Obstetric-Gynecology	Physicians	27
Champaign	618	Obstetrics	Physicians	1
Champaign	618	Occupational Medicine	Physicians	1
Champaign	618	Oncology	Physicians	7
Champaign	618	Ophthalmology	Physicians	15
Champaign	618	Oral Surgery	Physicians	1
Champaign	618	Oral Surgery	Dentists	4
Champaign	618	Orthopedic Surgery	Physicians	15
Champaign	618	Otolaryngology	Physicians	2
Champaign	618	Otorhinolaryngology	Physicians	5
Champaign	618	Pathology	Physicians	11
Champaign	618	Pediatric Hematology Oncology	Physicians	2
Champaign	618	Pediatric Radiology	Physicians	8
Champaign	618	Pediatric Surgery	Physicians	3
Champaign	618	Pediatrics	Physicians	15
Champaign	618	Physical Medicine/Rehabilitation	Physicians	7
Champaign	618	Plastic Surgery	Physicians	4
Champaign	618	Psychiatry	Physicians	16
Champaign	618	Pulmonary Diseases	Physicians	5
Champaign	618	Radiation Oncology	Physicians	5
Champaign	618	Radiology	Physicians	14
Champaign	618	Radiology Diagnosis	Physicians	15
Champaign	618	Rheumatology	Physicians	5
Champaign	618	Surgery General	Physicians	10
Champaign	618	Therapeutic Pharmaceutical Agents	Optometrists	9
Champaign	618	Thoracic Surgery	Physicians	2
Champaign	618	Traumatic Surgery	Physicians	6
Champaign	618	Urological Surgery	Physicians	3
Champaign	618	Urology	Physicians	3
Christian	ALL ZIPS	Diagnostic Pharmaceutical Agents	Optometrists	2
Christian	ALL ZIPS	Emergency Medicine	Physicians	2
Christian	ALL ZIPS	Family Practice	Physicians	2
Christian	ALL ZIPS	General Dentistry	Dentists	7
Christian	ALL ZIPS	Internal Medicine	Physicians	3

Table B.2: Specialists/Non-IHC Participating Primary Care Providers

The number of Non-Primary Care Providers accepting PCCM patients, by specialty designation, by Licensed profession and by county, and, for counties with a population of 100,000 or greater, by geo zip code

Christian	ALL ZIPS	Podiatrists	Podiatrists	1
Christian	ALL ZIPS	Chiropractors	Chiropractors	2
			Nurse	
Christian	ALL ZIPS	Nurse Practitioners	Practitioners	5
Christian	ALL ZIPS	Obstetric-Gynecology	Physicians	1
Christian	ALL ZIPS	Pediatrics	Physicians	2
Christian	ALL ZIPS	Surgery General	Physicians	2
Christian	ALL ZIPS	Therapeutic Pharmaceutical Agents	Optometrists	3
Clark	ALL ZIPS	Family Practice	Physicians	4
			Nurse	
Clark	ALL ZIPS	Nurse Practitioners	Practitioners	2
			Speech	
Clark	ALL ZIPS	Speech Therapists	Therapists	1
Clark	ALL ZIPS	Therapeutic Pharmaceutical Agents	Optometrists	1
Clay	ALL ZIPS	Family Practice	Physicians	3
Clay	ALL ZIPS	General Dentistry	Dentists	2
Clay	ALL ZIPS	General Practice	Physicians	1
Clay	ALL ZIPS	Internal Medicine	Physicians	1
Clay	ALL ZIPS	Chiropractors	Chiropractors	1
			Nurse	
Clay	ALL ZIPS	Nurse Practitioners	Practitioners	3
Clay	ALL ZIPS	Surgery General	Physicians	1
Clinton	ALL ZIPS	Emergency Medicine	Physicians	2
Clinton	ALL ZIPS	Family Practice	Physicians	4
Clinton	ALL ZIPS	General Dentistry	Dentists	3
Clinton	ALL ZIPS	General Practice	Physicians	1
Clinton	ALL ZIPS	Internal Medicine	Physicians	1
Clinton	ALL ZIPS	Podiatrists	Podiatrists	1
Clinton	ALL ZIPS	Chiropractors	Chiropractors	3
			Nurse	
Clinton	ALL ZIPS	Nurse Practitioners	Practitioners	6
			Physical	
Clinton	ALL ZIPS	Physical Therapists	Therapists	1
			Occupational	
Clinton	ALL ZIPS	Occupational Therapists	Therapists	1
			Speech	
Clinton	ALL ZIPS	Speech Therapists	Therapists	4
Clinton	ALL ZIPS	Obstetric-Gynecology	Physicians	3
Clinton	ALL ZIPS	Pediatrics	Physicians	1
Clinton	ALL ZIPS	Surgery General	Physicians	3
Coles	ALL ZIPS	Affiliated with FQHC	Physicians	1
Coles	ALL ZIPS	Anesthesiology	Physicians	8
Coles	ALL ZIPS	Cardiology	Physicians	8
Coles	ALL ZIPS	Cardiovascular Diseases	Physicians	3
Coles	ALL ZIPS	Child Neurology	Physicians	1
Coles	ALL ZIPS	Child Psychiatry	Physicians	1

Table B.2: Specialists/Non-IHC Participating Primary Care Providers

The number of Non-Primary Care Providers accepting PCCM patients, by specialty designation, by Licensed profession and by county, and, for counties with a population of 100,000 or greater, by geo zip code

Coles	ALL ZIPS	Diagnostic Pharmaceutical Agents	Optometrists	1
Coles	ALL ZIPS	Emergency Medicine	Physicians	10
Coles	ALL ZIPS	Family Practice	Physicians	9
Coles	ALL ZIPS	Gastroenterology	Physicians	2
Coles	ALL ZIPS	General Dentistry	Dentists	9
Coles	ALL ZIPS	General Practice	Dentists	1
Coles	ALL ZIPS	Gynecology	Physicians	1
Coles	ALL ZIPS	Internal Medicine	Physicians	9
Coles	ALL ZIPS	Podiatrists	Podiatrists	2
Coles	ALL ZIPS	Chiropractors	Chiropractors	3
Coles	ALL ZIPS	Nurse Practitioners	Nurse Practitioners	15
Coles	ALL ZIPS	Physical Therapists	Physical Therapists	3
Coles	ALL ZIPS	Occupational Therapists	Occupational Therapists	1
Coles	ALL ZIPS	Speech Therapists	Speech Therapists	9
Coles	ALL ZIPS	Audiologists	Audiologists	1
Coles	ALL ZIPS	Nephrology	Physicians	1
Coles	ALL ZIPS	Neurology	Physicians	3
Coles	ALL ZIPS	Neurology Surgery	Physicians	1
Coles	ALL ZIPS	Obstetric-Gynecology	Physicians	5
Coles	ALL ZIPS	Obstetrics	Physicians	1
Coles	ALL ZIPS	Oncology	Physicians	2
Coles	ALL ZIPS	Ophthalmology	Physicians	3
Coles	ALL ZIPS	Orthodontist	Dentists	1
Coles	ALL ZIPS	Orthopedic Surgery	Physicians	7
Coles	ALL ZIPS	Otolaryngology	Physicians	2
Coles	ALL ZIPS	Otorhinolaryngology	Physicians	2
Coles	ALL ZIPS	Pathology	Physicians	2
Coles	ALL ZIPS	Pediatrics	Physicians	4
Coles	ALL ZIPS	Physical Medicine/Rehabilitation	Physicians	1
Coles	ALL ZIPS	Plastic Surgery	Physicians	1
Coles	ALL ZIPS	Psychiatry	Physicians	4
Coles	ALL ZIPS	Radiology	Physicians	4
Coles	ALL ZIPS	Radiology Diagnosis	Physicians	6
Coles	ALL ZIPS	Surgery General	Physicians	3
Coles	ALL ZIPS	Therapeutic Pharmaceutical Agents	Optometrists	4
Coles	ALL ZIPS	Traumatic Surgery	Physicians	1
Coles	ALL ZIPS	Unspecified	Dentists	1
Coles	ALL ZIPS	Urological Surgery	Physicians	2
Coles	ALL ZIPS	Urology	Physicians	1
Coles	ALL ZIPS	Vascular Surgery	Physicians	1
Cook	600	Allergy	Physicians	1

Table B.2: Specialists/Non-IHC Participating Primary Care Providers

The number of Non-Primary Care Providers accepting PCCM patients, by specialty designation, by Licensed profession and by county, and, for counties with a population of 100,000 or greater, by geo zip code

Cook	600	Admitting Privileges	Physicians	6
Cook	600	Adolescent-Medicine	Physicians	1
		Affordable Care Act Claims		
		Threshold of 60% E&M codes,		
Cook	600	Vaccine Admin services.	Physicians	2
Cook	600	Allergy-Immunization	Physicians	4
Cook	600	Anesthesiology	Physicians	66
Cook	600	Cardiology	Physicians	25
Cook	600	Cardiovascular Diseases	Physicians	37
Cook	600	Cardiovascular Surgery	Physicians	1
Cook	600	Child Neurology	Physicians	2
Cook	600	Child Psychiatry	Physicians	6
Cook	600	Clinical Pathology	Physicians	3
Cook	600	Dermatology	Physicians	21
Cook	600	Diabetics	Physicians	1
Cook	600	Diagnostic Pharmaceutical Agents	Optometrists	13
Cook	600	Emergency Medicine	Physicians	119
Cook	600	Endocrinology	Physicians	17
Cook	600	Family Practice	Physicians	59
Cook	600	Gastroenterology	Physicians	27
Cook	600	General Dentistry	Dentists	98
Cook	600	General Practice	Physicians	12
Cook	600	General Practice	Dentists	1
Cook	600	Gynecology	Physicians	8
Cook	600	Hematology	Physicians	6
Cook	600	Infectious Diseases	Physicians	14
Cook	600	Internal Medicine	Physicians	190
Cook	600	Maternal and Fetal Medicine	Physicians	3
Cook	600	Physicians	Physicians	2
Cook	600	Optometrists	Optometrists	4
Cook	600	Podiatrists	Podiatrists	63
Cook	600	Chiropractors	Chiropractors	9
			Nurse	
Cook	600	Nurse Practitioners	Practitioners	83
			Physical	
Cook	600	Physical Therapists	Therapists	82
			Occupational	
Cook	600	Occupational Therapists	Therapists	43
			Speech	
Cook	600	Speech Therapists	Therapists	67
Cook	600	Audiologists	Audiologists	13
Cook	600	Neonatal-Perinatal Medicine	Physicians	13
Cook	600	Neonatology	Physicians	2
Cook	600	Nephrology	Physicians	15
Cook	600	Neurology	Physicians	49
Cook	600	Neurology Surgery	Physicians	11

Table B.2: Specialists/Non-IHC Participating Primary Care Providers

The number of Non-Primary Care Providers accepting PCCM patients, by specialty designation, by Licensed profession and by county, and, for counties with a population of 100,000 or greater, by geo zip code

Cook	600	Nuclear Medicine	Physicians	3
Cook	600	Obstetric-Gynecology	Physicians	110
Cook	600	Obstetrics	Physicians	3
Cook	600	Oncology	Physicians	24
Cook	600	Ophthalmology	Physicians	52
Cook	600	Oral Surgery	Dentists	4
Cook	600	Orthodontist	Dentists	5
Cook	600	Orthopedic Surgery	Physicians	68
Cook	600	Otolaryngology	Physicians	9
Cook	600	Otorhinolaryngology	Physicians	15
Cook	600	Pathology	Physicians	21
Cook	600	PD or FP refer arrangement	Physicians	2
Cook	600	Pediatric Cardiology	Physicians	3
Cook	600	Pediatric Endocrinology	Physicians	3
Cook	600	Pediatric Hematology Oncology	Physicians	2
Cook	600	Pediatric Pulmonary	Physicians	1
Cook	600	Pediatric Surgery	Physicians	2
Cook	600	Pediatrics	Physicians	61
Cook	600	Pedodontics	Physicians	1
Cook	600	Pedodontics	Dentists	1
Cook	600	Physical Medicine/Rehabilitation	Physicians	23
Cook	600	Plastic Surgery	Physicians	10
Cook	600	Psychiatry	Physicians	53
Cook	600	Pulmonary Diseases	Physicians	19
Cook	600	Radiation Oncology	Physicians	13
Cook	600	Radiology	Physicians	36
Cook	600	Radiology Diagnosis	Physicians	50
Cook	600	Radiology Therapeutic	Physicians	3
Cook	600	Rheumatology	Physicians	10
Cook	600	Surgery General	Physicians	42
Cook	600	Surgery Hand	Physicians	1
Cook	600	Surgery-Abdomen	Physicians	2
Cook	600	Therapeutic Pharmaceutical Agents	Optometrists	19
Cook	600	Thoracic Surgery	Physicians	3
Cook	600	Traumatic Surgery	Physicians	1
Cook	600	Urological Surgery	Physicians	12
Cook	600	Urology	Physicians	16
Cook	600	Vascular Surgery	Physicians	5
Cook	601	Allergy	Physicians	2
Cook	601	Admitting Privileges	Physicians	2
Cook	601	Adolescent-Medicine	Physicians	1
Cook	601	Affordable Care Act Board Certified.	Physicians	1
Cook	601	Allergy-Immunization	Physicians	5
Cook	601	Anesthesiology	Physicians	52

Table B.2: Specialists/Non-IHC Participating Primary Care Providers

The number of Non-Primary Care Providers accepting PCCM patients, by specialty designation, by Licensed profession and by county, and, for counties with a population of 100,000 or greater, by geo zip code

Cook	601	Cardiology	Physicians	24
Cook	601	Cardiovascular Diseases	Physicians	19
Cook	601	Cardiovascular Surgery	Physicians	3
Cook	601	Child Neurology	Physicians	2
Cook	601	Child Psychiatry	Physicians	4
Cook	601	Colon - Rectal Surgery	Physicians	1
Cook	601	Dermatology	Physicians	9
Cook	601	Dermatopathology	Physicians	1
Cook	601	Diagnostic Pharmaceutical Agents	Optometrists	5
Cook	601	Emergency Medicine	Physicians	55
Cook	601	Endocrinology	Physicians	7
Cook	601	Family Practice	Physicians	46
Cook	601	Gastroenterology	Physicians	23
Cook	601	General Dentistry	Dentists	62
Cook	601	General Dentistry/Anesthesiology	Dentists	1
Cook	601	General Practice	Physicians	10
Cook	601	General Practice	Dentists	2
			Nurse	
Cook	601	General Psychiatry Residency	Practitioners	6
Cook	601	Geriatrics	Physicians	1
Cook	601	Gynecology	Physicians	2
Cook	601	Hematology	Physicians	16
Cook	601	Infectious Diseases	Physicians	10
Cook	601	Internal Medicine	Physicians	100
Cook	601	Laryngology	Physicians	1
Cook	601	Maternal and Fetal Medicine	Physicians	1
Cook	601	Maxillofacial Surgery	Dentists	1
Cook	601	Physicians	Physicians	2
Cook	601	Optometrists	Optometrists	2
Cook	601	Podiatrists	Podiatrists	15
Cook	601	Chiropractors	Chiropractors	4
			Nurse	
Cook	601	Nurse Practitioners	Practitioners	59
			Physical	
Cook	601	Physical Therapists	Therapists	11
			Occupational	
Cook	601	Occupational Therapists	Therapists	11
			Speech	
Cook	601	Speech Therapists	Therapists	18
Cook	601	Audiologists	Audiologists	1
Cook	601	Neonatal-Perinatal Medicine	Physicians	2
Cook	601	Neonatology	Physicians	3
Cook	601	Nephrology	Physicians	10
Cook	601	Neurology	Physicians	31
Cook	601	Neurology Surgery	Physicians	7

Table B.2: Specialists/Non-IHC Participating Primary Care Providers

The number of Non-Primary Care Providers accepting PCCM patients, by specialty designation, by Licensed profession and by county, and, for counties with a population of 100,000 or greater, by geo zip code

Cook	601	Nuclear Medicine	Physicians	1
Cook	601	Obstetric-Gynecology	Physicians	55
Cook	601	Obstetrics	Physicians	2
Cook	601	Oncology	Physicians	6
Cook	601	Ophthalmology	Physicians	31
Cook	601	Oral Surgery	Dentists	2
Cook	601	Orthopedic Surgery	Physicians	41
Cook	601	Otolaryngology	Physicians	8
Cook	601	Otorhinolaryngology	Physicians	8
Cook	601	Pathology	Physicians	30
Cook	601	Pediatric Allergies	Physicians	1
Cook	601	Pediatric Cardiology	Physicians	3
Cook	601	Pediatric Hematology Oncology	Physicians	1
Cook	601	Pediatric Nephrology	Physicians	1
Cook	601	Pediatric Surgery	Physicians	3
Cook	601	Pediatrics	Physicians	44
Cook	601	Pedodontics	Physicians	1
Cook	601	Pedodontics	Dentists	2
Cook	601	Physical Medicine/Rehabilitation	Physicians	15
Cook	601	Plastic Surgery	Physicians	7
Cook	601	Psychiatry	Physicians	44
Cook	601	Pulmonary Diseases	Physicians	20
Cook	601	Radiation Oncology	Physicians	6
Cook	601	Radiology	Physicians	24
Cook	601	Radiology Diagnosis	Physicians	31
Cook	601	Radiology Therapeutic	Physicians	3
Cook	601	Rheumatology	Physicians	4
Cook	601	Surgery General	Physicians	36
Cook	601	Surgery Hand	Physicians	1
Cook	601	Surgery-Abdomen	Physicians	1
Cook	601	Therapeutic Pharmaceutical Agents	Optometrists	19
Cook	601	Thoracic Surgery	Physicians	1
Cook	601	Traumatic Surgery	Physicians	7
Cook	601	Urological Surgery	Physicians	8
Cook	601	Urology	Physicians	11
Cook	601	Vascular Surgery	Physicians	3
Cook	602	Allergy	Physicians	1
Cook	602	Admitting Privileges	Physicians	3
Cook	602	Allergy-Immunization	Physicians	3
Cook	602	Anesthesiology	Physicians	20
Cook	602	Cardiology	Physicians	8
Cook	602	Cardiovascular Diseases	Physicians	5
Cook	602	Cardiovascular Surgery	Physicians	1
Cook	602	Child Neurology	Physicians	2

Table B.2: Specialists/Non-IHC Participating Primary Care Providers

The number of Non-Primary Care Providers accepting PCCM patients, by specialty designation, by Licensed profession and by county, and, for counties with a population of 100,000 or greater, by geo zip code

Cook	602	Dermatology	Physicians	2
Cook	602	Emergency Medicine	Physicians	35
Cook	602	Endocrinology	Physicians	2
Cook	602	Facial Plastic Surgery	Physicians	1
Cook	602	Family Practice	Physicians	5
Cook	602	Gastroenterology	Physicians	4
Cook	602	General Dentistry	Dentists	18
Cook	602	Hematology	Physicians	5
Cook	602	Internal Medicine	Physicians	94
Cook	602	Maternal and Fetal Medicine	Physicians	3
Cook	602	Physicians	Physicians	1
Cook	602	Podiatrists	Podiatrists	6
			Nurse	
Cook	602	Nurse Practitioners	Practitioners	7
			Physical	
Cook	602	Physical Therapists	Therapists	2
			Occupational	
Cook	602	Occupational Therapists	Therapists	1
			Speech	
Cook	602	Speech Therapists	Therapists	1
Cook	602	Audiologists	Audiologists	2
Cook	602	Neonatal-Perinatal Medicine	Physicians	1
Cook	602	Neonatology	Physicians	9
Cook	602	Nephrology	Physicians	6
Cook	602	Neurology	Physicians	16
Cook	602	Neurology Surgery	Physicians	6
Cook	602	Nuclear Medicine	Physicians	1
Cook	602	Obstetric-Gynecology	Physicians	27
Cook	602	Obstetrics	Physicians	2
Cook	602	Oncology	Physicians	7
Cook	602	Ophthalmology	Physicians	9
Cook	602	Orthopedic Surgery	Physicians	13
Cook	602	Otolaryngology	Physicians	4
Cook	602	Otorhinolaryngology	Physicians	3
Cook	602	Pathology	Physicians	20
Cook	602	Pediatrics	Physicians	14
Cook	602	Pedodontics	Physicians	2
Cook	602	Physical Medicine/Rehabilitation	Physicians	4
Cook	602	Plastic Surgery	Physicians	2
Cook	602	Psychiatry	Physicians	13
Cook	602	Pulmonary Diseases	Physicians	4
Cook	602	Radiation Oncology	Physicians	2
Cook	602	Radiology	Physicians	12
Cook	602	Radiology Diagnosis	Physicians	28
Cook	602	Radiology Therapeutic	Physicians	2

Table B.2: Specialists/Non-IHC Participating Primary Care Providers

The number of Non-Primary Care Providers accepting PCCM patients, by specialty designation, by Licensed profession and by county, and, for counties with a population of 100,000 or greater, by geo zip code

Cook	602	Rheumatology	Physicians	5
Cook	602	Surgery General	Physicians	11
Cook	602	Therapeutic Pharmaceutical Agents	Optometrists	3
Cook	602	Thoracic Surgery	Physicians	1
Cook	602	Urological Surgery	Physicians	5
Cook	602	Urology	Physicians	2
Cook	603	Allergy-Immunization	Physicians	1
Cook	603	Anesthesiology	Physicians	10
Cook	603	Cardiology	Physicians	1
Cook	603	Cardiovascular Diseases	Physicians	4
Cook	603	Diagnostic Pharmaceutical Agents	Physicians	1
Cook	603	Emergency Medicine	Physicians	18
Cook	603	Endocrinology	Physicians	4
Cook	603	Family Practice	Physicians	19
Cook	603	Gastroenterology	Physicians	1
Cook	603	General Dentistry	Dentists	16
Cook	603	Infectious Diseases	Physicians	5
Cook	603	Internal Medicine	Physicians	30
Cook	603	Podiatrists	Podiatrists	8
Cook	603	Chiropractors	Chiropractors	1
			Nurse	
Cook	603	Nurse Practitioners	Practitioners	25
			Physical	
Cook	603	Physical Therapists	Therapists	6
			Occupational	
Cook	603	Occupational Therapists	Therapists	6
			Speech	
Cook	603	Speech Therapists	Therapists	16
Cook	603	Audiologists	Audiologists	1
Cook	603	Nephrology	Physicians	9
Cook	603	Neurology	Physicians	1
Cook	603	Obstetric-Gynecology	Physicians	6
Cook	603	Ophthalmology	Physicians	4
Cook	603	Orthopedic Surgery	Physicians	8
Cook	603	Pathology	Physicians	4
Cook	603	Pediatrics	Physicians	3
Cook	603	Physical Medicine/Rehabilitation	Physicians	2
Cook	603	Psychiatry	Physicians	5
Cook	603	Pulmonary Diseases	Physicians	2
Cook	603	Radiation Oncology	Physicians	1
Cook	603	Radiology	Physicians	6
Cook	603	Radiology Diagnosis	Physicians	22
Cook	603	Rheumatology	Physicians	2
Cook	603	Surgery General	Physicians	5
Cook	603	Therapeutic Pharmaceutical Agents	Optometrists	2

Table B.2: Specialists/Non-IHC Participating Primary Care Providers

The number of Non-Primary Care Providers accepting PCCM patients, by specialty designation, by Licensed profession and by county, and, for counties with a population of 100,000 or greater, by geo zip code

Cook	603	Urological Surgery	Physicians	2
Cook	603	Urology	Physicians	1
Cook	604	Allergy	Physicians	2
Cook	604	Admitting Privileges	Physicians	3
Cook	604	Allergy-Immunization	Physicians	1
Cook	604	Anesthesiology	Physicians	55
Cook	604	Cardiology	Physicians	18
Cook	604	Cardiovascular Diseases	Physicians	61
Cook	604	Cardiovascular Surgery	Physicians	15
Cook	604	Child Psychiatry	Physicians	1
Cook	604	Clinical Pathology	Physicians	2
Cook	604	Colon - Rectal Surgery	Physicians	2
			Nurse	
Cook	604	Delivery Privileges	Practitioners	1
Cook	604	Dermatology	Physicians	6
Cook	604	Dermatopathology	Physicians	1
Cook	604	Diabetics	Physicians	1
Cook	604	Diagnostic Pharmaceutical Agents	Optometrists	12
Cook	604	Emergency Medicine	Physicians	119
Cook	604	Endocrinology	Physicians	8
Cook	604	Family Practice	Physicians	87
Cook	604	Gastroenterology	Physicians	25
Cook	604	General Dentistry	Dentists	128
Cook	604	General Practice	Physicians	10
Cook	604	Geriatrics	Physicians	1
Cook	604	Gynecology	Physicians	3
Cook	604	Hematology	Physicians	9
Cook	604	Infectious Diseases	Physicians	16
Cook	604	Internal Medicine	Physicians	190
Cook	604	Maxillofacial Surgery	Dentists	1
Cook	604	Physicians	Physicians	1
Cook	604	Optometrists	Optometrists	2
Cook	604	Podiatrists	Podiatrists	32
Cook	604	Chiropractors	Chiropractors	6
			Nurse	
Cook	604	Nurse Practitioners	Practitioners	84
			Physical	
Cook	604	Physical Therapists	Therapists	34
			Occupational	
Cook	604	Occupational Therapists	Therapists	25
			Speech	
Cook	604	Speech Therapists	Therapists	57
Cook	604	Audiologists	Audiologists	8
Cook	604	Neonatal-Perinatal Medicine	Physicians	2
Cook	604	Neonatology	Physicians	4

Table B.2: Specialists/Non-IHC Participating Primary Care Providers

The number of Non-Primary Care Providers accepting PCCM patients, by specialty designation, by Licensed profession and by county, and, for counties with a population of 100,000 or greater, by geo zip code

Cook	604	Nephrology	Physicians	12
Cook	604	Neurology	Physicians	31
Cook	604	Neurology Surgery	Physicians	6
Cook	604	Nuclear Medicine	Physicians	3
Cook	604	Obstetric-Gynecology	Physicians	79
Cook	604	Obstetrics	Physicians	1
Cook	604	Occupational Medicine	Physicians	1
Cook	604	Oncology	Physicians	7
Cook	604	Ophthalmology	Physicians	56
Cook	604	Oral Surgery	Dentists	2
Cook	604	Orthodontist	Dentists	2
Cook	604	Orthopedic Surgery	Physicians	68
Cook	604	Otolaryngology	Physicians	5
Cook	604	Otorhinolaryngology	Physicians	11
Cook	604	Pathology	Physicians	24
Cook	604	Pediatric Cardiology	Physicians	9
Cook	604	Pediatric Endocrinology	Physicians	2
Cook	604	Pediatric Pulmonary	Physicians	2
Cook	604	Pediatric Surgery	Physicians	4
Cook	604	Pediatrics	Physicians	52
Cook	604	Pedodontics	Physicians	1
Cook	604	Physical Medicine/Rehabilitation	Physicians	21
Cook	604	Plastic Surgery	Physicians	9
Cook	604	Prosthodontist	Dentists	1
Cook	604	Psychiatry	Physicians	40
Cook	604	Pulmonary Diseases	Physicians	23
Cook	604	Radiation Oncology	Physicians	9
Cook	604	Radiology	Physicians	38
Cook	604	Radiology Diagnosis	Physicians	79
Cook	604	Radiology Therapeutic	Physicians	5
Cook	604	Rheumatology	Physicians	8
Cook	604	Surgery General	Physicians	43
Cook	604	Surgery Hand	Physicians	2
Cook	604	Therapeutic Pharmaceutical Agents	Optometrists	36
Cook	604	Thoracic Surgery	Physicians	7
Cook	604	Traumatic Surgery	Physicians	3
Cook	604	Urological Surgery	Physicians	14
Cook	604	Urology	Physicians	11
Cook	604	Vascular Surgery	Physicians	8
Cook	605	Anesthesiology	Physicians	4
Cook	605	Cardiovascular Diseases	Physicians	1
Cook	605	Dermatology	Physicians	1
Cook	605	Diagnostic Pharmaceutical Agents	Optometrists	3
Cook	605	Emergency Medicine	Physicians	2

Table B.2: Specialists/Non-IHC Participating Primary Care Providers

The number of Non-Primary Care Providers accepting PCCM patients, by specialty designation, by Licensed profession and by county, and, for counties with a population of 100,000 or greater, by geo zip code

Cook	605	Endocrinology	Physicians	1
Cook	605	Family Practice	Physicians	8
Cook	605	Gastroenterology	Physicians	2
Cook	605	General Dentistry	Dentists	22
Cook	605	General Practice	Physicians	1
			Nurse	
Cook	605	General Psychiatry Residency	Practitioners	1
Cook	605	Geriatrics	Physicians	1
Cook	605	Internal Medicine	Physicians	11
Cook	605	Dentists	Dentists	1
Cook	605	Podiatrists	Podiatrists	7
			Nurse	
Cook	605	Nurse Practitioners	Practitioners	7
			Physical	
Cook	605	Physical Therapists	Therapists	3
			Occupational	
Cook	605	Occupational Therapists	Therapists	9
			Speech	
Cook	605	Speech Therapists	Therapists	10
Cook	605	Nephrology	Physicians	1
Cook	605	Obstetric-Gynecology	Physicians	12
Cook	605	Oncology	Physicians	3
Cook	605	Ophthalmology	Physicians	7
Cook	605	Orthopedic Surgery	Physicians	4
Cook	605	Pediatrics	Physicians	1
Cook	605	Physical Medicine/Rehabilitation	Physicians	1
Cook	605	Psychiatry	Physicians	7
Cook	605	Radiology	Physicians	3
Cook	605	Radiology Diagnosis	Physicians	2
Cook	605	Rheumatology	Physicians	1
Cook	605	Surgery General	Physicians	5
Cook	605	Surgery Hand	Physicians	1
Cook	605	Therapeutic Pharmaceutical Agents	Optometrists	8
Cook	605	Urological Surgery	Physicians	1
Cook	605	Urology	Physicians	5
Cook	606	Allergy	Physicians	9
Cook	606	Admitting Privileges	Physicians	7
Cook	606	Adolescent-Medicine	Physicians	2
Cook	606	Aerospace- Medicine	Physicians	1
Cook	606	Allergy-Immunization	Physicians	17
Cook	606	Anesthesiology	Physicians	314
Cook	606	Bloodbanking	Physicians	3
Cook	606	Bronco-Esophagus	Physicians	1
Cook	606	Cardiac Electrophysiology	Physicians	1
Cook	606	Cardiology	Physicians	74

Table B.2: Specialists/Non-IHC Participating Primary Care Providers

The number of Non-Primary Care Providers accepting PCCM patients, by specialty designation, by Licensed profession and by county, and, for counties with a population of 100,000 or greater, by geo zip code

Cook	606	Cardiovascular Diseases	Physicians	88
Cook	606	Cardiovascular Surgery	Physicians	20
Cook	606	Child Neurology	Physicians	7
Cook	606	Child Psychiatry	Physicians	18
		Child/Adolescent Psychiatry	Nurse	
Cook	606	Residency	Practitioners	1
Cook	606	Clinical Pathology	Physicians	9
Cook	606	Colon - Rectal Surgery	Physicians	10
			Nurse	
Cook	606	Delivery Privileged by referral	Practitioners	1
Cook	606	Delivery Privileges	Physicians	2
Cook	606	Dermatology	Physicians	75
Cook	606	Dermatopathology	Physicians	2
Cook	606	Diagnostic Pharmaceutical Agents	Optometrists	61
Cook	606	Emergency Medicine	Physicians	385
Cook	606	Endocrinology	Physicians	39
Cook	606	Facial Plastic Surgery	Physicians	1
Cook	606	Family Practice	Physicians	345
Cook	606	Gastroenterology	Physicians	79
Cook	606	General Dentistry	Physicians	1
Cook	606	General Dentistry	Dentists	585
Cook	606	General Hospital - Adult and Child	Physicians	1
Cook	606	General Practice	Physicians	46
Cook	606	General Practice	Dentists	14
			Nurse	
Cook	606	General Psychiatry Residency	Practitioners	12
Cook	606	Geriatrics	Physicians	4
Cook	606	Gynecology	Physicians	13
Cook	606	Hematology	Physicians	49
Cook	606	Hospice	Physicians	1
Cook	606	Immunology	Physicians	1
Cook	606	Infectious Diseases	Physicians	60
Cook	606	Internal Medicine	Physicians	817
Cook	606	Interventional Radiology	Physicians	1
Cook	606	Maternal and Fetal Medicine	Physicians	6
Cook	606	Maxillofacial Surgery	Dentists	2
Cook	606	Medical Oncology	Physicians	1
			Nurse	
Cook	606	Mobile Unit	Practitioners	1
Cook	606	Physicians	Physicians	7
Cook	606	Dentists	Dentists	4
Cook	606	Optometrists	Optometrists	8
Cook	606	Podiatrists	Podiatrists	138
Cook	606	Chiropractors	Chiropractors	10
Cook	606	Nurse Practitioners	Nurse	583

Table B.2: Specialists/Non-IHC Participating Primary Care Providers

The number of Non-Primary Care Providers accepting PCCM patients, by specialty designation, by Licensed profession and by county, and, for counties with a population of 100,000 or greater, by geo zip code

County	Geo Zip Code	Specialty	Practitioners	Count
Cook	606	Physical Therapists	Physical Therapists	111
Cook	606	Occupational Therapists	Occupational Therapists	98
Cook	606	Speech Therapists	Speech Therapists	204
Cook	606	Audiologists	Audiologists	30
Cook	606	Neonatal-Perinatal Medicine	Physicians	18
Cook	606	Neonatology	Physicians	27
Cook	606	Nephrology	Physicians	60
Cook	606	Neurology	Physicians	142
Cook	606	Neurology Surgery	Physicians	50
Cook	606	Neuropathology	Physicians	1
Cook	606	Nuclear Medicine	Physicians	8
Cook	606	Obstetric-Gynecology	Physicians	332
Cook	606	Obstetrics	Physicians	13
Cook	606	Occupational Medicine	Physicians	2
Cook	606	Oncology	Physicians	45
Cook	606	Ophthalmology	Physicians	188
Cook	606	Oral Surgery	Dentists	8
Cook	606	Orthodontist	Dentists	13
Cook	606	Orthopedic Surgery	Physicians	122
Cook	606	Other Specialty	Physicians	1
Cook	606	Otolaryngology	Physicians	30
Cook	606	Otology	Physicians	1
Cook	606	Otorhinolaryngology	Physicians	36
Cook	606	Pathology	Physicians	138
Cook	606	Pediatric Cardiology	Physicians	17
Cook	606	Pediatric Endocrinology	Physicians	5
Cook	606	Pediatric Hematology Oncology	Physicians	5
Cook	606	Pediatric Nephrology	Physicians	6
Cook	606	Pediatric Pulmonary	Physicians	3
Cook	606	Pediatric Radiology	Physicians	3
Cook	606	Pediatric Surgery	Physicians	16
Cook	606	Pediatrics	Physicians	539
Cook	606	Pedodontics	Physicians	8
Cook	606	Pedodontics	Dentists	9
Cook	606	Periodontists	Dentists	1
Cook	606	Physical Medicine/Rehabilitation	Physicians	79
Cook	606	Plastic Surgery	Physicians	28
Cook	606	Psychiatry	Physicians	203
Cook	606	Psychoanalysis	Physicians	1
Cook	606	Public Health	Physicians	2
Cook	606	Pulmonary Diseases	Physicians	66

Table B.2: Specialists/Non-IHC Participating Primary Care Providers

The number of Non-Primary Care Providers accepting PCCM patients, by specialty designation, by Licensed profession and by county, and, for counties with a population of 100,000 or greater, by geo zip code

Cook	606	Radiation Oncology	Physicians	14
Cook	606	Radiology	Physicians	87
Cook	606	Radiology Diagnosis	Physicians	218
Cook	606	Radiology Therapeutic	Physicians	12
Cook	606	Reproductive Endocrinology	Physicians	2
Cook	606	Rheumatology	Physicians	38
Cook	606	Rhinology	Physicians	1
Cook	606	Sports Medicine	Physicians	1
Cook	606	Surgery General	Physicians	150
Cook	606	Surgery Hand	Physicians	10
Cook	606	Surgery Head/Neck	Physicians	3
Cook	606	Surgery-Abdomen	Physicians	5
Cook	606	Therapeutic Pharmaceutical Agents	Optometrists	153
Cook	606	Thoracic Surgery	Physicians	16
Cook	606	Traumatic Surgery	Physicians	12
Cook	606	Unspecified	Physicians	1
Cook	606	Unspecified	Dentists	1
Cook	606	Urological Surgery	Physicians	24
Cook	606	Urology	Physicians	35
Cook	606	Vascular Surgery	Physicians	14
Cook	607	Admitting Privileges	Physicians	1
Cook	607	Anesthesiology	Physicians	10
Cook	607	Cardiovascular Diseases	Physicians	3
Cook	607	Colon - Rectal Surgery	Physicians	1
Cook	607	Dermatology	Physicians	2
Cook	607	Diagnostic Pharmaceutical Agents	Optometrists	2
Cook	607	Emergency Medicine	Physicians	3
Cook	607	Family Practice	Physicians	16
Cook	607	Gastroenterology	Physicians	3
Cook	607	General Dentistry	Dentists	35
Cook	607	General Practice	Physicians	1
Cook	607	General Practice	Dentists	2
Cook	607	Hematology	Physicians	3
Cook	607	Infectious Diseases	Physicians	4
Cook	607	Internal Medicine	Physicians	25
Cook	607	Optometrists	Optometrists	1
Cook	607	Podiatrists	Podiatrists	4
Cook	607	Nurse Practitioners	Nurse Practitioners	3
Cook	607	Physical Therapists	Physical Therapists	3
Cook	607	Occupational Therapists	Occupational Therapists	4
Cook	607	Speech Therapists	Speech Therapists	15

Table B.2: Specialists/Non-IHC Participating Primary Care Providers

The number of Non-Primary Care Providers accepting PCCM patients, by specialty designation, by Licensed profession and by county, and, for counties with a population of 100,000 or greater, by geo zip code

Cook	607	Audiologists	Audiologists	1
Cook	607	Neurology	Physicians	1
Cook	607	Obstetric-Gynecology	Physicians	4
Cook	607	Oncology	Physicians	1
Cook	607	Ophthalmology	Physicians	8
Cook	607	Otolaryngology	Physicians	4
Cook	607	Otorhinolaryngology	Physicians	4
Cook	607	Pathology	Physicians	1
Cook	607	Pediatrics	Physicians	1
Cook	607	Pedodontics	Dentists	1
Cook	607	Psychiatry	Physicians	2
Cook	607	Pulmonary Diseases	Physicians	1
Cook	607	Radiation Oncology	Physicians	1
Cook	607	Radiology	Physicians	1
Cook	607	Radiology Diagnosis	Physicians	2
Cook	607	Surgery General	Physicians	8
Cook	607	Therapeutic Pharmaceutical Agents	Optometrists	11
Cook	607	Traumatic Surgery	Physicians	1
Cook	607	Urology	Physicians	5
Cook	607	Vascular Surgery	Physicians	2
Cook	608	Cardiology	Physicians	1
Cook	608	Cardiovascular Diseases	Physicians	7
Cook	608	Dermatology	Physicians	1
Cook	608	Emergency Medicine	Physicians	11
Cook	608	Endocrinology	Physicians	2
Cook	608	Family Practice	Physicians	8
Cook	608	Gastroenterology	Physicians	1
Cook	608	General Dentistry	Dentists	28
Cook	608	General Practice	Dentists	1
Cook	608	Hematology	Physicians	2
Cook	608	Internal Medicine	Physicians	24
Cook	608	Physicians	Physicians	1
Cook	608	Podiatrists	Podiatrists	3
Cook	608	Chiropractors	Chiropractors	2
Cook	608	Nurse Practitioners	Nurse Practitioners	6
Cook	608	Physical Therapists	Physical Therapists	3
Cook	608	Occupational Therapists	Occupational Therapists	1
Cook	608	Speech Therapists	Speech Therapists	3
Cook	608	Audiologists	Audiologists	1
Cook	608	Nephrology	Physicians	18
Cook	608	Neurology Surgery	Physicians	1

Table B.2: Specialists/Non-IHC Participating Primary Care Providers

The number of Non-Primary Care Providers accepting PCCM patients, by specialty designation, by Licensed profession and by county, and, for counties with a population of 100,000 or greater, by geo zip code

Cook	608	Obstetric-Gynecology	Physicians	23
Cook	608	Obstetrics	Physicians	1
Cook	608	Oncology	Physicians	1
Cook	608	Orthopedic Surgery	Physicians	3
Cook	608	Pathology	Physicians	3
Cook	608	Pediatrics	Physicians	11
Cook	608	Psychiatry	Physicians	5
Cook	608	Pulmonary Diseases	Physicians	2
Cook	608	Radiation Oncology	Physicians	1
Cook	608	Radiology	Physicians	5
Cook	608	Radiology Diagnosis	Physicians	6
Cook	608	Radiology Therapeutic	Physicians	1
Cook	608	Surgery General	Physicians	5
Cook	608	Therapeutic Pharmaceutical Agents	Optometrists	2
Cook	608	Urological Surgery	Physicians	4
Crawford	ALL ZIPS	Emergency Medicine	Physicians	3
Crawford	ALL ZIPS	Family Practice	Physicians	7
Crawford	ALL ZIPS	Internal Medicine	Physicians	3
Crawford	ALL ZIPS	Podiatrists	Podiatrists	1
Crawford	ALL ZIPS	Chiropractors	Chiropractors	2
Crawford	ALL ZIPS	Nurse Practitioners	Nurse Practitioners	5
Crawford	ALL ZIPS	Speech Therapists	Therapists	1
Crawford	ALL ZIPS	Obstetric-Gynecology	Physicians	3
Crawford	ALL ZIPS	Orthopedic Surgery	Physicians	1
Crawford	ALL ZIPS	Surgery General	Physicians	3
Crawford	ALL ZIPS	Therapeutic Pharmaceutical Agents	Optometrists Nurse	1
Cumberland	ALL ZIPS	Nurse Practitioners	Practitioners	1
De Witt	ALL ZIPS	Emergency Medicine	Physicians	1
De Witt	ALL ZIPS	Family Practice	Physicians	1
De Witt	ALL ZIPS	General Dentistry	Dentists	2
De Witt	ALL ZIPS	General Practice	Physicians	2
De Witt	ALL ZIPS	Internal Medicine	Physicians	1
De Witt	ALL ZIPS	Nurse Practitioners	Nurse Practitioners	4
De Witt	ALL ZIPS	Pediatrics	Physicians	1
Dekalb	601	Anesthesiology	Physicians	8
Dekalb	601	Cardiology	Physicians	3
Dekalb	601	Cardiovascular Diseases	Physicians	5
Dekalb	601	Cardiovascular Surgery	Physicians	1
Dekalb	601	Child Psychiatry	Physicians	1
Dekalb	601	Dermatology	Physicians	1
Dekalb	601	Diagnostic Pharmaceutical Agents	Optometrists	5

Table B.2: Specialists/Non-IHC Participating Primary Care Providers

The number of Non-Primary Care Providers accepting PCCM patients, by specialty designation, by Licensed profession and by county, and, for counties with a population of 100,000 or greater, by geo zip code

Dekalb	601	Emergency Medicine	Physicians	1
Dekalb	601	Family Practice	Physicians	2
Dekalb	601	Gastroenterology	Physicians	1
Dekalb	601	General Dentistry	Dentists	8
			Nurse	
Dekalb	601	General Psychiatry Residency	Practitioners	1
Dekalb	601	Internal Medicine	Physicians	11
Dekalb	601	Podiatrists	Podiatrists	4
Dekalb	601	Chiropractors	Chiropractors	3
			Nurse	
Dekalb	601	Nurse Practitioners	Practitioners	29
			Physical	
Dekalb	601	Physical Therapists	Therapists	17
			Occupational	
Dekalb	601	Occupational Therapists	Therapists	3
			Speech	
Dekalb	601	Speech Therapists	Therapists	12
Dekalb	601	Audiologists	Audiologists	8
Dekalb	601	Neurology Surgery	Physicians	1
Dekalb	601	Obstetric-Gynecology	Physicians	8
Dekalb	601	Oncology	Physicians	1
Dekalb	601	Ophthalmology	Physicians	5
Dekalb	601	Orthopedic Surgery	Physicians	10
Dekalb	601	Otolaryngology	Physicians	1
Dekalb	601	Otorhinolaryngology	Physicians	1
Dekalb	601	Pathology	Physicians	2
Dekalb	601	Pediatrics	Physicians	4
Dekalb	601	Physical Medicine/Rehabilitation	Physicians	2
Dekalb	601	Plastic Surgery	Physicians	1
Dekalb	601	Psychiatry	Physicians	7
Dekalb	601	Pulmonary Diseases	Physicians	2
Dekalb	601	Radiation Oncology	Physicians	1
Dekalb	601	Radiology Diagnosis	Physicians	4
Dekalb	601	Rheumatology	Physicians	1
Dekalb	601	Surgery General	Physicians	5
Dekalb	601	Therapeutic Pharmaceutical Agents	Optometrists	4
Dekalb	601	Urological Surgery	Physicians	1
Dekalb	601	Urology	Physicians	1
Dekalb	605	Emergency Medicine	Physicians	2
Dekalb	605	Family Practice	Physicians	1
Dekalb	605	Gastroenterology	Physicians	1
Dekalb	605	General Dentistry	Dentists	1
Dekalb	605	General Practice	Physicians	1
Dekalb	605	Internal Medicine	Physicians	4
Dekalb	605	Podiatrists	Podiatrists	1

Table B.2: Specialists/Non-IHC Participating Primary Care Providers

The number of Non-Primary Care Providers accepting PCCM patients, by specialty designation, by Licensed profession and by county, and, for counties with a population of 100,000 or greater, by geo zip code

Dekalb	605	Physical Therapists	Physical Therapists	3
Dekalb	605	Speech Therapists	Speech Therapists	1
Dekalb	605	Obstetric-Gynecology	Physicians	2
Dekalb	605	Pathology	Physicians	1
Dekalb	605	Radiology	Physicians	1
Dekalb	605	Surgery General	Physicians	2
Dekalb	605	Urology	Physicians	1
Douglas	ALL ZIPS	Family Practice	Physicians	3
Douglas	ALL ZIPS	General Dentistry	Dentists	7
Douglas	ALL ZIPS	Chiropractors	Chiropractors	2
Douglas	ALL ZIPS	Nurse Practitioners	Nurse Practitioners	1
Douglas	ALL ZIPS	Speech Therapists	Speech Therapists	2
Douglas	ALL ZIPS	Therapeutic Pharmaceutical Agents	Optometrists	1
DuPage	601	Allergy-Immunization	Physicians	9
DuPage	601	Anesthesiology	Physicians	58
DuPage	601	Cardiology	Physicians	10
DuPage	601	Cardiovascular Diseases	Physicians	28
DuPage	601	Cardiovascular Surgery	Physicians	2
DuPage	601	Child Neurology	Physicians	1
DuPage	601	Child Psychiatry	Physicians	4
DuPage	601	Dermatology	Physicians	10
DuPage	601	Dermatopathology	Physicians	1
DuPage	601	Diagnostic Pharmaceutical Agents	Optometrists	11
DuPage	601	Emergency Medicine	Physicians	45
DuPage	601	Endocrinology	Physicians	7
DuPage	601	Family Practice	Physicians	70
DuPage	601	Gastroenterology	Physicians	14
DuPage	601	General Dentistry	Dentists	63
DuPage	601	General Practice	Physicians	3
DuPage	601	General Practice	Dentists	2
DuPage	601	General Psychiatry Residency	Nurse Practitioners	1
DuPage	601	Gynecology	Physicians	1
DuPage	601	Hematology	Physicians	3
DuPage	601	Infectious Diseases	Physicians	2
DuPage	601	Internal Medicine	Physicians	104
DuPage	601	Maternal and Fetal Medicine	Physicians	1
DuPage	601	Maxillofacial Surgery	Dentists	1
DuPage	601	Physicians	Physicians	1
DuPage	601	Dentists	Dentists	1
DuPage	601	Optometrists	Optometrists	3

Table B.2: Specialists/Non-IHC Participating Primary Care Providers

The number of Non-Primary Care Providers accepting PCCM patients, by specialty designation, by Licensed profession and by county, and, for counties with a population of 100,000 or greater, by geo zip code

DuPage	601	Podiatrists	Podiatrists	17
DuPage	601	Chiropractors	Chiropractors	9
DuPage	601	Nurse Practitioners	Nurse Practitioners	66
DuPage	601	Physical Therapists	Physical Therapists	38
DuPage	601	Occupational Therapists	Occupational Therapists	13
DuPage	601	Speech Therapists	Speech Therapists	31
DuPage	601	Audiologists	Audiologists	12
DuPage	601	Nephrology	Physicians	3
DuPage	601	Neurology	Physicians	13
DuPage	601	Neurology Surgery	Physicians	5
DuPage	601	Obstetric-Gynecology	Physicians	51
DuPage	601	Obstetrics	Physicians	2
DuPage	601	Oncology	Physicians	1
DuPage	601	Ophthalmology	Physicians	33
DuPage	601	Orthopedic Surgery	Physicians	27
DuPage	601	Otolaryngology	Physicians	1
DuPage	601	Otorhinolaryngology	Physicians	18
DuPage	601	Palliative Care	Physicians	1
DuPage	601	Pathology	Physicians	18
DuPage	601	Pediatric Endocrinology	Physicians	1
DuPage	601	Pediatric Hematology Oncology	Physicians	2
DuPage	601	Pediatrics	Physicians	20
DuPage	601	Pedodontics	Physicians	1
DuPage	601	Pedodontics	Dentists	1
DuPage	601	Physical Medicine/Rehabilitation	Physicians	22
DuPage	601	Plastic Surgery	Physicians	6
DuPage	601	Psychiatry	Physicians	35
DuPage	601	Pulmonary Diseases	Physicians	12
DuPage	601	Radiation Oncology	Physicians	4
DuPage	601	Radiology	Physicians	6
DuPage	601	Radiology Diagnosis	Physicians	40
DuPage	601	Radiology Therapeutic	Physicians	1
DuPage	601	Rheumatology	Physicians	7
DuPage	601	Surgery General	Physicians	26
DuPage	601	Surgery Hand	Physicians	2
DuPage	601	Therapeutic Pharmaceutical Agents	Optometrists	20
DuPage	601	Thoracic Surgery	Physicians	5
DuPage	601	Traumatic Surgery	Physicians	1
DuPage	601	Urological Surgery	Physicians	4
DuPage	601	Urology	Physicians	7
DuPage	601	Vascular Surgery	Physicians	3

Table B.2: Specialists/Non-IHC Participating Primary Care Providers

The number of Non-Primary Care Providers accepting PCCM patients, by specialty designation, by Licensed profession and by county, and, for counties with a population of 100,000 or greater, by geo zip code

DuPage	604	Emergency Medicine	Physicians	3
DuPage	604	Gastroenterology	Physicians	1
DuPage	604	Internal Medicine	Physicians	1
DuPage	604	Podiatrists	Podiatrists	2
DuPage	604	Occupational Therapists	Occupational Therapists	4
DuPage	604	Speech Therapists	Speech Therapists	1
DuPage	604	Oncology	Physicians	1
DuPage	604	Ophthalmology	Physicians	1
DuPage	604	Orthopedic Surgery	Physicians	3
DuPage	604	Otorhinolaryngology	Physicians	1
DuPage	604	Physical Medicine/Rehabilitation	Physicians	1
DuPage	604	Psychiatry	Physicians	1
DuPage	605	Addiction Medicine	Physicians	1
DuPage	605	Admitting Privileges	Physicians	9
DuPage	605	Allergy-Immunization	Physicians	5
DuPage	605	Anesthesiology	Physicians	84
DuPage	605	Cardiology	Physicians	27
DuPage	605	Cardiovascular Diseases	Physicians	49
DuPage	605	Cardiovascular Surgery	Physicians	10
DuPage	605	Child Neurology	Physicians	4
DuPage	605	Child Psychiatry	Physicians	7
DuPage	605	Child/Adolescent Psychiatry Residency	Nurse Practitioners	1
DuPage	605	Clinical Pathology	Physicians	8
DuPage	605	Colon - Rectal Surgery	Physicians	1
DuPage	605	Dermatology	Physicians	18
DuPage	605	Dermatopathology	Physicians	2
DuPage	605	Diagnostic Pharmaceutical Agents	Optometrists	14
DuPage	605	Emergency Medicine	Physicians	240
DuPage	605	Endocrinology	Physicians	14
DuPage	605	Family Practice	Physicians	60
DuPage	605	Gastroenterology	Physicians	43
DuPage	605	General Dentistry	Dentists	39
DuPage	605	General Practice	Physicians	14
DuPage	605	General Practice	Dentists	1
DuPage	605	General Preventative Medicine	Physicians	1
DuPage	605	General Psychiatry Residency	Nurse Practitioners	3
DuPage	605	Geriatrics	Physicians	4
DuPage	605	Gynecology	Physicians	3
DuPage	605	Hematology	Physicians	33
DuPage	605	Infectious Diseases	Physicians	25
DuPage	605	Internal Medicine	Physicians	246

Table B.2: Specialists/Non-IHC Participating Primary Care Providers

The number of Non-Primary Care Providers accepting PCCM patients, by specialty designation, by Licensed profession and by county, and, for counties with a population of 100,000 or greater, by geo zip code

DuPage	605	Laryngology	Physicians	1
DuPage	605	Maternal and Fetal Medicine	Physicians	4
DuPage	605	Physicians	Physicians	2
DuPage	605	Dentists	Dentists	1
DuPage	605	Optometrists	Optometrists	3
DuPage	605	Podiatrists	Podiatrists	12
DuPage	605	Chiropractors	Chiropractors	9
			Nurse	
DuPage	605	Nurse Practitioners	Practitioners	140
			Physical	
DuPage	605	Physical Therapists	Therapists	22
			Occupational	
DuPage	605	Occupational Therapists	Therapists	4
			Speech	
DuPage	605	Speech Therapists	Therapists	45
DuPage	605	Audiologists	Audiologists	14
DuPage	605	Neonatal-Perinatal Medicine	Physicians	17
DuPage	605	Neonatology	Physicians	14
DuPage	605	Nephrology	Physicians	19
DuPage	605	Neurology	Physicians	50
DuPage	605	Neurology Surgery	Physicians	18
DuPage	605	Nuclear Radiology	Physicians	2
DuPage	605	Obstetric-Gynecology	Physicians	97
DuPage	605	Obstetrics	Physicians	3
DuPage	605	Oncology	Physicians	23
DuPage	605	Ophthalmology	Physicians	35
DuPage	605	Oral Pathology	Dentists	1
DuPage	605	Oral Surgery	Dentists	3
DuPage	605	Orthodontist	Dentists	2
DuPage	605	Orthopedic Surgery	Physicians	70
DuPage	605	Otolaryngology	Physicians	12
DuPage	605	Otology	Physicians	1
DuPage	605	Otorhinolaryngology	Physicians	18
DuPage	605	Pathology	Physicians	54
DuPage	605	Pediatric Allergies	Physicians	1
DuPage	605	Pediatric Cardiology	Physicians	5
DuPage	605	Pediatric Endocrinology	Physicians	7
DuPage	605	Pediatric Hematology Oncology	Physicians	3
DuPage	605	Pediatric Nephrology	Physicians	1
DuPage	605	Pediatric Pulmonary	Physicians	3
DuPage	605	Pediatric Radiology	Physicians	2
DuPage	605	Pediatric Surgery	Physicians	3
DuPage	605	Pediatrics	Physicians	110
DuPage	605	Pedodontics	Dentists	1
DuPage	605	Periodontists	Dentists	1

Table B.2: Specialists/Non-IHC Participating Primary Care Providers

The number of Non-Primary Care Providers accepting PCCM patients, by specialty designation, by Licensed profession and by county, and, for counties with a population of 100,000 or greater, by geo zip code

DuPage	605	Physical Medicine/Rehabilitation	Physicians	18
DuPage	605	Plastic Surgery	Physicians	11
DuPage	605	Psychiatry	Physicians	58
DuPage	605	Pulmonary Diseases	Physicians	27
DuPage	605	Radiation Oncology	Physicians	18
DuPage	605	Radiology	Physicians	29
DuPage	605	Radiology Diagnosis	Physicians	80
DuPage	605	Radiology Therapeutic	Physicians	6
DuPage	605	Reproductive Endocrinology	Physicians	1
DuPage	605	Rheumatology	Physicians	18
DuPage	605	Surgery General	Physicians	54
DuPage	605	Surgery Hand	Physicians	3
DuPage	605	Surgery Head/Neck	Physicians	1
DuPage	605	Surgical Oncology	Physicians	1
DuPage	605	Therapeutic Pharmaceutical Agents	Optometrists	12
DuPage	605	Thoracic Surgery	Physicians	4
DuPage	605	Traumatic Surgery	Physicians	1
DuPage	605	Urological Surgery	Physicians	11
DuPage	605	Urology	Physicians	9
DuPage	605	Vascular Surgery	Physicians	7
Edgar	ALL ZIPS	Emergency Medicine	Physicians	8
Edgar	ALL ZIPS	Family Practice	Physicians	3
Edgar	ALL ZIPS	Gastroenterology	Physicians	2
Edgar	ALL ZIPS	General Dentistry	Dentists	2
Edgar	ALL ZIPS	General Practice	Physicians	1
Edgar	ALL ZIPS	Internal Medicine	Physicians	2
Edgar	ALL ZIPS	Physicians	Physicians	1
Edgar	ALL ZIPS	Podiatrists	Podiatrists	1
Edgar	ALL ZIPS	Nurse Practitioners	Nurse Practitioners	4
Edgar	ALL ZIPS	Neurology	Physicians	1
Edgar	ALL ZIPS	Oncology	Physicians	1
Edgar	ALL ZIPS	Orthopedic Surgery	Physicians	1
Edgar	ALL ZIPS	Psychiatry	Physicians	1
Edgar	ALL ZIPS	Radiology Diagnosis	Physicians	2
Edgar	ALL ZIPS	Surgery General	Physicians	4
Edwards	ALL ZIPS	General Practice	Physicians	1
Edwards	ALL ZIPS	Chiropractors	Chiropractors	1
Edwards	ALL ZIPS	Nurse Practitioners	Nurse Practitioners	1
Edwards	ALL ZIPS	Speech Therapists	Speech Therapists	1
Effingham	ALL ZIPS	Anesthesiology	Physicians	9
Effingham	ALL ZIPS	Cardiology	Physicians	1
Effingham	ALL ZIPS	Cardiovascular Diseases	Physicians	4

Table B.2: Specialists/Non-IHC Participating Primary Care Providers

The number of Non-Primary Care Providers accepting PCCM patients, by specialty designation, by Licensed profession and by county, and, for counties with a population of 100,000 or greater, by geo zip code

Effingham	ALL ZIPS	Child Psychiatry	Physicians	1
Effingham	ALL ZIPS	Child/Adolescent Psychiatry	Nurse	
Effingham	ALL ZIPS	Residency	Practitioners	1
Effingham	ALL ZIPS	Dermatology	Physicians	1
Effingham	ALL ZIPS	Emergency Medicine	Physicians	10
Effingham	ALL ZIPS	Family Practice	Physicians	15
Effingham	ALL ZIPS	General Dentistry	Dentists	3
Effingham	ALL ZIPS	Internal Medicine	Physicians	7
Effingham	ALL ZIPS	Podiatrists	Podiatrists	1
Effingham	ALL ZIPS	Chiropractors	Chiropractors	3
Effingham	ALL ZIPS	Nurse Practitioners	Nurse	
Effingham	ALL ZIPS	Physical Therapists	Practitioners	22
Effingham	ALL ZIPS	Occupational Therapists	Physical	
Effingham	ALL ZIPS	Speech Therapists	Therapists	6
Effingham	ALL ZIPS	Neurology	Occupational	
Effingham	ALL ZIPS	Obstetric-Gynecology	Therapists	2
Effingham	ALL ZIPS	Occupational Medicine	Speech	
Effingham	ALL ZIPS	Ophthalmology	Therapists	3
Effingham	ALL ZIPS	Oral Surgery	Physicians	4
Effingham	ALL ZIPS	Orthopedic Surgery	Physicians	4
Effingham	ALL ZIPS	Pediatrics	Physicians	1
Effingham	ALL ZIPS	Psychiatry	Physicians	4
Effingham	ALL ZIPS	Surgery General	Dentists	2
Effingham	ALL ZIPS	Surgery Hand	Physicians	7
Effingham	ALL ZIPS	Therapeutic Pharmaceutical Agents	Physicians	6
Effingham	ALL ZIPS	Urological Surgery	Physicians	1
Effingham	ALL ZIPS	Urology	Physicians	1
Fayette	ALL ZIPS	Emergency Medicine	Physicians	3
Fayette	ALL ZIPS	Family Practice	Physicians	4
Fayette	ALL ZIPS	General Dentistry	Dentists	5
Fayette	ALL ZIPS	Internal Medicine	Physicians	3
Fayette	ALL ZIPS	Podiatrists	Podiatrists	1
Fayette	ALL ZIPS	Chiropractors	Chiropractors	2
Fayette	ALL ZIPS	Nurse Practitioners	Nurse	
Fayette	ALL ZIPS	Speech Therapists	Practitioners	2
Fayette	ALL ZIPS	Surgery General	Speech	
Fayette	ALL ZIPS	Therapeutic Pharmaceutical Agents	Therapists	2
Ford	ALL ZIPS	Anesthesiology	Physicians	1
Ford	ALL ZIPS	Emergency Medicine	Physicians	2
Ford	ALL ZIPS	Family Practice	Physicians	5

Table B.2: Specialists/Non-IHC Participating Primary Care Providers

The number of Non-Primary Care Providers accepting PCCM patients, by specialty designation, by Licensed profession and by county, and, for counties with a population of 100,000 or greater, by geo zip code

Ford	ALL ZIPS	General Dentistry	Dentists	1
Ford	ALL ZIPS	General Practice	Physicians	1
Ford	ALL ZIPS	Internal Medicine	Physicians	2
Ford	ALL ZIPS	Chiropractors	Chiropractors	1
Ford	ALL ZIPS	Nurse Practitioners	Nurse Practitioners	4
Ford	ALL ZIPS	Physical Therapists	Physical Therapists	1
Ford	ALL ZIPS	Orthopedic Surgery	Physicians	3
Ford	ALL ZIPS	Plastic Surgery	Physicians	1
Ford	ALL ZIPS	Psychiatry	Physicians	1
Ford	ALL ZIPS	Radiology	Physicians	1
Ford	ALL ZIPS	Radiology Diagnosis	Physicians	1
Ford	ALL ZIPS	Surgery General	Physicians	2
Ford	ALL ZIPS	Therapeutic Pharmaceutical Agents	Optometrists	1
Franklin	ALL ZIPS	Cardiology	Physicians	1
Franklin	ALL ZIPS	Cardiovascular Diseases	Physicians	1
Franklin	ALL ZIPS	Emergency Medicine	Physicians	2
Franklin	ALL ZIPS	Family Practice	Physicians	15
Franklin	ALL ZIPS	General Dentistry	Dentists	1
Franklin	ALL ZIPS	Internal Medicine	Physicians	2
Franklin	ALL ZIPS	Chiropractors	Chiropractors	6
Franklin	ALL ZIPS	Nurse Practitioners	Nurse Practitioners	3
Franklin	ALL ZIPS	Physical Therapists	Physical Therapists	11
Franklin	ALL ZIPS	Occupational Therapists	Occupational Therapists	2
Franklin	ALL ZIPS	Speech Therapists	Speech Therapists	4
Franklin	ALL ZIPS	Pediatrics	Physicians	1
Franklin	ALL ZIPS	Surgery General	Physicians	2
Franklin	ALL ZIPS	Therapeutic Pharmaceutical Agents	Optometrists	1
Fulton	ALL ZIPS	Anesthesiology	Physicians	1
Fulton	ALL ZIPS	Diagnostic Pharmaceutical Agents	Optometrists	1
Fulton	ALL ZIPS	Emergency Medicine	Physicians	1
Fulton	ALL ZIPS	Family Practice	Physicians	10
Fulton	ALL ZIPS	General Dentistry	Dentists	2
Fulton	ALL ZIPS	Internal Medicine	Physicians	4
Fulton	ALL ZIPS	Podiatrists	Podiatrists	1
Fulton	ALL ZIPS	Chiropractors	Chiropractors	1
Fulton	ALL ZIPS	Nurse Practitioners	Nurse Practitioners	1
Fulton	ALL ZIPS	Physical Therapists	Physical Therapists	1
Fulton	ALL ZIPS	Occupational Therapists	Occupational	1

Table B.2: Specialists/Non-IHC Participating Primary Care Providers

The number of Non-Primary Care Providers accepting PCCM patients, by specialty designation, by Licensed profession and by county, and, for counties with a population of 100,000 or greater, by geo zip code

			Therapists	
			Speech	
Fulton	ALL ZIPS	Speech Therapists	Therapists	2
Fulton	ALL ZIPS	Audiologists	Audiologists	1
Fulton	ALL ZIPS	Obstetric-Gynecology	Physicians	4
Fulton	ALL ZIPS	Orthopedic Surgery	Physicians	1
Fulton	ALL ZIPS	Otorhinolaryngology	Physicians	1
Fulton	ALL ZIPS	Pediatric Surgery	Physicians	1
Fulton	ALL ZIPS	Pediatrics	Physicians	1
Fulton	ALL ZIPS	Therapeutic Pharmaceutical Agents	Optometrists	3
Fulton	ALL ZIPS	Thoracic Surgery	Physicians	1
Gallatin	ALL ZIPS	General Practice	Physicians	1
Gallatin	ALL ZIPS	Internal Medicine	Physicians	1
			Physical	
Gallatin	ALL ZIPS	Physical Therapists	Therapists	1
Greene	ALL ZIPS	Anesthesiology	Physicians	1
Greene	ALL ZIPS	Family Practice	Physicians	1
Greene	ALL ZIPS	General Dentistry	Dentists	4
Greene	ALL ZIPS	General Practice	Physicians	1
Greene	ALL ZIPS	Internal Medicine	Physicians	2
			Nurse	
Greene	ALL ZIPS	Nurse Practitioners	Practitioners	2
			Physical	
Greene	ALL ZIPS	Physical Therapists	Therapists	1
			Speech	
Greene	ALL ZIPS	Speech Therapists	Therapists	1
Greene	ALL ZIPS	Pediatrics	Physicians	1
Grundy	ALL ZIPS	Anesthesiology	Physicians	3
Grundy	ALL ZIPS	Diagnostic Pharmaceutical Agents	Optometrists	2
Grundy	ALL ZIPS	Emergency Medicine	Physicians	3
Grundy	ALL ZIPS	Family Practice	Physicians	5
Grundy	ALL ZIPS	General Practice	Physicians	2
Grundy	ALL ZIPS	Infectious Diseases	Physicians	1
Grundy	ALL ZIPS	Internal Medicine	Physicians	4
Grundy	ALL ZIPS	Podiatrists	Podiatrists	1
			Nurse	
Grundy	ALL ZIPS	Nurse Practitioners	Practitioners	9
			Physical	
Grundy	ALL ZIPS	Physical Therapists	Therapists	2
			Speech	
Grundy	ALL ZIPS	Speech Therapists	Therapists	5
Grundy	ALL ZIPS	Audiologists	Audiologists	1
Grundy	ALL ZIPS	Nephrology	Physicians	1
Grundy	ALL ZIPS	Obstetric-Gynecology	Physicians	6
Grundy	ALL ZIPS	Orthopedic Surgery	Physicians	6
Grundy	ALL ZIPS	Otorhinolaryngology	Physicians	1

Table B.2: Specialists/Non-IHC Participating Primary Care Providers

The number of Non-Primary Care Providers accepting PCCM patients, by specialty designation, by Licensed profession and by county, and, for counties with a population of 100,000 or greater, by geo zip code

Grundy	ALL ZIPS	Pathology	Physicians	2
Grundy	ALL ZIPS	Pediatrics	Physicians	1
Grundy	ALL ZIPS	Plastic Surgery	Physicians	1
Grundy	ALL ZIPS	Psychiatry	Physicians	2
Grundy	ALL ZIPS	Radiation Oncology	Physicians	2
Grundy	ALL ZIPS	Radiology Diagnosis	Physicians	1
Grundy	ALL ZIPS	Radiology Therapeutic	Physicians	1
Grundy	ALL ZIPS	Surgery General	Physicians	3
Grundy	ALL ZIPS	Therapeutic Pharmaceutical Agents	Optometrists	4
Hamilton	ALL ZIPS	Emergency Medicine	Physicians	1
Hamilton	ALL ZIPS	Family Practice	Physicians	4
Hamilton	ALL ZIPS	General Practice	Physicians	1
Hamilton	ALL ZIPS	Internal Medicine	Physicians	1
Hamilton	ALL ZIPS	Nurse Practitioners	Nurse Practitioners	1
Hamilton	ALL ZIPS	Speech Therapists	Speech Therapists	1
Hancock	ALL ZIPS	Emergency Medicine	Physicians	1
Hancock	ALL ZIPS	Family Practice	Physicians	5
Hancock	ALL ZIPS	General Dentistry	Dentists	1
Hancock	ALL ZIPS	Internal Medicine	Physicians	2
Hancock	ALL ZIPS	Podiatrists	Podiatrists	1
Hancock	ALL ZIPS	Chiropractors	Chiropractors	1
Hancock	ALL ZIPS	Nurse Practitioners	Nurse Practitioners	4
Hancock	ALL ZIPS	Physical Therapists	Physical Therapists	3
Hancock	ALL ZIPS	Occupational Therapists	Occupational Therapists	1
Hancock	ALL ZIPS	Speech Therapists	Speech Therapists	1
Hancock	ALL ZIPS	Obstetric-Gynecology	Physicians	1
Hancock	ALL ZIPS	Surgery General	Physicians	2
Hardin	ALL ZIPS	General Dentistry	Dentists	1
Hardin	ALL ZIPS	General Practice	Physicians	2
Hardin	ALL ZIPS	Internal Medicine	Physicians	1
Hardin	ALL ZIPS	Nurse Practitioners	Nurse Practitioners	1
Henderson	ALL ZIPS	Family Practice	Physicians	1
Henderson	ALL ZIPS	General Practice	Physicians	1
Henderson	ALL ZIPS	Internal Medicine	Physicians	1
Henry	ALL ZIPS	Emergency Medicine	Physicians	8
Henry	ALL ZIPS	Family Practice	Physicians	8
Henry	ALL ZIPS	Gastroenterology	Physicians	1
Henry	ALL ZIPS	General Dentistry	Dentists	4
Henry	ALL ZIPS	Internal Medicine	Physicians	4

Table B.2: Specialists/Non-IHC Participating Primary Care Providers

The number of Non-Primary Care Providers accepting PCCM patients, by specialty designation, by Licensed profession and by county, and, for counties with a population of 100,000 or greater, by geo zip code

Henry	ALL ZIPS	Podiatrists	Podiatrists	2
Henry	ALL ZIPS	Chiropractors	Chiropractors	3
Henry	ALL ZIPS	Nurse Practitioners	Nurse Practitioners	12
Henry	ALL ZIPS	Physical Therapists	Physical Therapists	2
Henry	ALL ZIPS	Occupational Therapists	Occupational Therapists	1
Henry	ALL ZIPS	Speech Therapists	Speech Therapists	2
Henry	ALL ZIPS	Audiologists	Audiologists	1
Henry	ALL ZIPS	Neurology	Physicians	1
Henry	ALL ZIPS	Obstetric-Gynecology	Physicians	2
Henry	ALL ZIPS	Radiology Diagnosis	Physicians	1
Henry	ALL ZIPS	Surgery General	Physicians	1
Henry	ALL ZIPS	Therapeutic Pharmaceutical Agents	Optometrists	4
Henry	ALL ZIPS	Urological Surgery	Physicians	1
Iroquois	ALL ZIPS	Anesthesiology	Physicians	1
Iroquois	ALL ZIPS	Cardiovascular Diseases	Physicians	1
Iroquois	ALL ZIPS	Emergency Medicine	Physicians	1
Iroquois	ALL ZIPS	Family Practice	Physicians	3
Iroquois	ALL ZIPS	Family Practice	Dentists	1
Iroquois	ALL ZIPS	General Dentistry	Dentists	2
Iroquois	ALL ZIPS	General Practice	Dentists	1
Iroquois	ALL ZIPS	Internal Medicine	Physicians	3
Iroquois	ALL ZIPS	Podiatrists	Podiatrists	1
Iroquois	ALL ZIPS	Nurse Practitioners	Nurse Practitioners	7
Iroquois	ALL ZIPS	Speech Therapists	Speech Therapists	1
Iroquois	ALL ZIPS	Obstetric-Gynecology	Physicians	1
Iroquois	ALL ZIPS	Oncology	Physicians	1
Iroquois	ALL ZIPS	Pathology	Physicians	1
Iroquois	ALL ZIPS	Pediatrics	Physicians	1
Iroquois	ALL ZIPS	Psychiatry	Physicians	1
Iroquois	ALL ZIPS	Radiology Diagnosis	Physicians	1
Iroquois	ALL ZIPS	Surgery General	Physicians	4
Jackson	ALL ZIPS	Anesthesiology	Physicians	7
Jackson	ALL ZIPS	Cardiology	Physicians	5
Jackson	ALL ZIPS	Cardiovascular Diseases	Physicians	3
Jackson	ALL ZIPS	Cardiovascular Surgery	Physicians	2
Jackson	ALL ZIPS	Colon - Rectal Surgery	Physicians	1
Jackson	ALL ZIPS	Dermatology	Physicians	2
Jackson	ALL ZIPS	Emergency Medicine	Physicians	16
Jackson	ALL ZIPS	Family Practice	Physicians	28
Jackson	ALL ZIPS	Gastroenterology	Physicians	2

Table B.2: Specialists/Non-IHC Participating Primary Care Providers

The number of Non-Primary Care Providers accepting PCCM patients, by specialty designation, by Licensed profession and by county, and, for counties with a population of 100,000 or greater, by geo zip code

Jackson	ALL ZIPS	General Dentistry	Dentists	6
Jackson	ALL ZIPS	Geriatrics	Physicians	2
Jackson	ALL ZIPS	Hematology	Physicians	1
Jackson	ALL ZIPS	Infectious Diseases	Physicians	2
Jackson	ALL ZIPS	Internal Medicine	Physicians	31
Jackson	ALL ZIPS	Dentists	Dentists	1
Jackson	ALL ZIPS	Podiatrists	Podiatrists	2
			Nurse	
Jackson	ALL ZIPS	Nurse Practitioners	Practitioners	33
			Physical	
Jackson	ALL ZIPS	Physical Therapists	Therapists	1
			Speech	
Jackson	ALL ZIPS	Speech Therapists	Therapists	7
Jackson	ALL ZIPS	Audiologists	Audiologists	3
Jackson	ALL ZIPS	Neonatal-Perinatal Medicine	Physicians	1
Jackson	ALL ZIPS	Neonatology	Physicians	1
Jackson	ALL ZIPS	Nephrology	Physicians	2
Jackson	ALL ZIPS	Neurology	Physicians	8
Jackson	ALL ZIPS	Neurology Surgery	Physicians	2
Jackson	ALL ZIPS	Obstetric-Gynecology	Physicians	6
Jackson	ALL ZIPS	Oncology	Physicians	3
Jackson	ALL ZIPS	Ophthalmology	Physicians	1
Jackson	ALL ZIPS	Otolaryngology	Physicians	1
Jackson	ALL ZIPS	Otorhinolaryngology	Physicians	2
Jackson	ALL ZIPS	Pathology	Physicians	4
Jackson	ALL ZIPS	Pediatrics	Physicians	6
Jackson	ALL ZIPS	Plastic Surgery	Physicians	1
Jackson	ALL ZIPS	Psychiatry	Physicians	2
Jackson	ALL ZIPS	Pulmonary Diseases	Physicians	1
Jackson	ALL ZIPS	Radiation Oncology	Physicians	1
Jackson	ALL ZIPS	Radiology	Physicians	1
Jackson	ALL ZIPS	Radiology Diagnosis	Physicians	2
Jackson	ALL ZIPS	Radiology Therapeutic	Physicians	1
Jackson	ALL ZIPS	Rheumatology	Physicians	1
Jackson	ALL ZIPS	Surgery General	Physicians	9
Jackson	ALL ZIPS	Therapeutic Pharmaceutical Agents	Optometrists	4
Jackson	ALL ZIPS	Urology	Physicians	2
Jasper	ALL ZIPS	General Dentistry	Dentists	1
Jasper	ALL ZIPS	Internal Medicine	Physicians	1
Jasper	ALL ZIPS	Chiropractors	Chiropractors	1
			Nurse	
Jasper	ALL ZIPS	Nurse Practitioners	Practitioners	1
			Speech	
Jasper	ALL ZIPS	Speech Therapists	Therapists	2
Jefferson	ALL ZIPS	Anesthesiology	Physicians	5

Table B.2: Specialists/Non-IHC Participating Primary Care Providers

The number of Non-Primary Care Providers accepting PCCM patients, by specialty designation, by Licensed profession and by county, and, for counties with a population of 100,000 or greater, by geo zip code

Jefferson	ALL ZIPS	Cardiology	Physicians	2
Jefferson	ALL ZIPS	Cardiovascular Diseases	Physicians	3
Jefferson	ALL ZIPS	Cardiovascular Surgery	Physicians	1
		Child/Adolescent Psychiatry	Nurse	
Jefferson	ALL ZIPS	Residency	Practitioners	1
Jefferson	ALL ZIPS	Diagnostic Pharmaceutical Agents	Optometrists	2
Jefferson	ALL ZIPS	Emergency Medicine	Physicians	12
Jefferson	ALL ZIPS	Family Practice	Physicians	7
Jefferson	ALL ZIPS	Gastroenterology	Physicians	1
Jefferson	ALL ZIPS	General Dentistry	Dentists	2
Jefferson	ALL ZIPS	General Practice	Physicians	2
Jefferson	ALL ZIPS	Internal Medicine	Physicians	14
Jefferson	ALL ZIPS	Podiatrists	Podiatrists	1
Jefferson	ALL ZIPS	Chiropractors	Chiropractors	1
			Nurse	
Jefferson	ALL ZIPS	Nurse Practitioners	Practitioners	31
			Physical	
Jefferson	ALL ZIPS	Physical Therapists	Therapists	7
			Occupational	
Jefferson	ALL ZIPS	Occupational Therapists	Therapists	4
			Speech	
Jefferson	ALL ZIPS	Speech Therapists	Therapists	2
Jefferson	ALL ZIPS	Audiologists	Audiologists	1
Jefferson	ALL ZIPS	Nephrology	Physicians	1
Jefferson	ALL ZIPS	Neurology	Physicians	2
Jefferson	ALL ZIPS	Obstetric-Gynecology	Physicians	10
Jefferson	ALL ZIPS	Oncology	Physicians	1
Jefferson	ALL ZIPS	Ophthalmology	Physicians	1
Jefferson	ALL ZIPS	Orthopedic Surgery	Physicians	7
Jefferson	ALL ZIPS	Otorhinolaryngology	Physicians	1
Jefferson	ALL ZIPS	Pathology	Physicians	2
Jefferson	ALL ZIPS	Pediatrics	Physicians	5
Jefferson	ALL ZIPS	Physical Medicine/Rehabilitation	Physicians	1
Jefferson	ALL ZIPS	Plastic Surgery	Physicians	1
Jefferson	ALL ZIPS	Radiation Oncology	Physicians	1
Jefferson	ALL ZIPS	Radiology	Physicians	3
Jefferson	ALL ZIPS	Radiology Diagnosis	Physicians	2
Jefferson	ALL ZIPS	Rheumatology	Physicians	1
Jefferson	ALL ZIPS	Surgery General	Physicians	6
Jefferson	ALL ZIPS	Surgery Hand	Physicians	1
Jefferson	ALL ZIPS	Therapeutic Pharmaceutical Agents	Optometrists	2
Jefferson	ALL ZIPS	Thoracic Surgery	Physicians	1
Jefferson	ALL ZIPS	Urological Surgery	Physicians	2
Jefferson	ALL ZIPS	Urology	Physicians	1
Jefferson	ALL ZIPS	Vascular Surgery	Physicians	1

Table B.2: Specialists/Non-IHC Participating Primary Care Providers

The number of Non-Primary Care Providers accepting PCCM patients, by specialty designation, by Licensed profession and by county, and, for counties with a population of 100,000 or greater, by geo zip code

Jersey	ALL ZIPS	Family Practice	Physicians	6
Jersey	ALL ZIPS	General Dentistry	Dentists	1
Jersey	ALL ZIPS	Internal Medicine	Physicians	4
Jersey	ALL ZIPS	Chiropractors	Chiropractors	1
Jersey	ALL ZIPS	Nurse Practitioners	Nurse Practitioners	3
Jersey	ALL ZIPS	Speech Therapists	Speech Therapists	2
Jersey	ALL ZIPS	Obstetric-Gynecology	Physicians	2
Jersey	ALL ZIPS	Orthopedic Surgery	Physicians	2
Jersey	ALL ZIPS	Physical Medicine/Rehabilitation	Physicians	1
Jersey	ALL ZIPS	Surgery General	Physicians	2
Jersey	ALL ZIPS	Therapeutic Pharmaceutical Agents	Optometrists	4
Jersey	ALL ZIPS	Urological Surgery	Physicians	1
Jo Daviess	ALL ZIPS	Family Practice	Physicians	2
Jo Daviess	ALL ZIPS	General Dentistry	Dentists	2
Jo Daviess	ALL ZIPS	Internal Medicine	Physicians	1
Jo Daviess	ALL ZIPS	Dentists	Dentists	1
Jo Daviess	ALL ZIPS	Nurse Practitioners	Nurse Practitioners	3
Jo Daviess	ALL ZIPS	Physical Therapists	Physical Therapists	3
Jo Daviess	ALL ZIPS	Psychiatry	Physicians	1
Jo Daviess	ALL ZIPS	Therapeutic Pharmaceutical Agents	Optometrists	1
Johnson	ALL ZIPS	Nurse Practitioners	Nurse Practitioners	1
Johnson	ALL ZIPS	Physical Therapists	Physical Therapists	2
Kane	601	Admitting Privileges	Physicians	1
Kane	601	Anesthesiology	Physicians	158
Kane	601	Cardiology	Physicians	6
Kane	601	Cardiovascular Diseases	Physicians	13
Kane	601	Cardiovascular Surgery	Physicians	1
Kane	601	Dermatology	Physicians	2
Kane	601	Emergency Medicine	Physicians	44
Kane	601	Endocrinology	Physicians	7
Kane	601	Family Practice	Physicians	21
Kane	601	Gastroenterology	Physicians	18
Kane	601	General Dentistry	Dentists	46
Kane	601	General Practice	Physicians	1
Kane	601	Hematology	Physicians	3
Kane	601	Infectious Diseases	Physicians	1
Kane	601	Internal Medicine	Physicians	42
Kane	601	Maternal and Fetal Medicine	Physicians	2
Kane	601	Physicians	Physicians	2
Kane	601	Podiatrists	Podiatrists	4

Table B.2: Specialists/Non-IHC Participating Primary Care Providers

The number of Non-Primary Care Providers accepting PCCM patients, by specialty designation, by Licensed profession and by county, and, for counties with a population of 100,000 or greater, by geo zip code

Kane	601	Chiropractors	Chiropractors	11
Kane	601	Nurse Practitioners	Nurse Practitioners	44
Kane	601	Physical Therapists	Physical Therapists	12
Kane	601	Occupational Therapists	Occupational Therapists	9
Kane	601	Speech Therapists	Speech Therapists	19
Kane	601	Audiologists	Audiologists	5
Kane	601	Neonatal-Perinatal Medicine	Physicians	1
Kane	601	Neonatology	Physicians	1
Kane	601	Nephrology	Physicians	4
Kane	601	Neurology	Physicians	7
Kane	601	Neurology Surgery	Physicians	2
Kane	601	Nuclear Medicine	Physicians	1
Kane	601	Obstetric-Gynecology	Physicians	21
Kane	601	Oncology	Physicians	6
Kane	601	Ophthalmology	Physicians	11
Kane	601	Orthodontist	Dentists	1
Kane	601	Orthopedic Surgery	Physicians	15
Kane	601	Otorhinolaryngology	Physicians	5
Kane	601	Pathology	Physicians	15
Kane	601	Pediatrics	Physicians	10
Kane	601	Pedodontics	Dentists	2
Kane	601	Physical Medicine/Rehabilitation	Physicians	5
Kane	601	Plastic Surgery	Physicians	1
Kane	601	Psychiatry	Physicians	15
Kane	601	Radiation Oncology	Physicians	3
Kane	601	Radiology	Physicians	6
Kane	601	Radiology Diagnosis	Physicians	8
Kane	601	Radiology Therapeutic	Physicians	2
Kane	601	Rheumatology	Physicians	2
Kane	601	Surgery General	Physicians	14
Kane	601	Surgery Hand	Physicians	1
Kane	601	Therapeutic Pharmaceutical Agents	Optometrists	13
Kane	601	Thoracic Surgery	Physicians	2
Kane	601	Urological Surgery	Physicians	1
Kane	601	Urology	Physicians	5
Kane	605	Allergy-Immunization	Physicians	3
Kane	605	Anesthesiology	Physicians	6
Kane	605	Cardiology	Physicians	4
Kane	605	Cardiovascular Diseases	Physicians	2
Kane	605	Child Psychiatry	Physicians	3
Kane	605	Dermatology	Physicians	7

Table B.2: Specialists/Non-IHC Participating Primary Care Providers

The number of Non-Primary Care Providers accepting PCCM patients, by specialty designation, by Licensed profession and by county, and, for counties with a population of 100,000 or greater, by geo zip code

Kane	605	Diagnostic Pharmaceutical Agents	Optometrists	1
Kane	605	Emergency Medicine	Physicians	9
Kane	605	Endocrinology	Physicians	2
Kane	605	Family Practice	Physicians	44
Kane	605	Gastroenterology	Physicians	5
Kane	605	General Dentistry	Dentists	51
Kane	605	General Practice	Physicians	3
Kane	605	General Preventative Medicine	Physicians	1
Kane	605	Hematology	Physicians	2
Kane	605	Infectious Diseases	Physicians	1
Kane	605	Internal Medicine	Physicians	42
Kane	605	Physicians	Physicians	1
Kane	605	Podiatrists	Podiatrists	6
Kane	605	Chiropractors	Chiropractors	3
			Nurse	
Kane	605	Nurse Practitioners	Practitioners	50
			Physical	
Kane	605	Physical Therapists	Therapists	7
			Occupational	
Kane	605	Occupational Therapists	Therapists	5
			Speech	
Kane	605	Speech Therapists	Therapists	34
Kane	605	Audiologists	Audiologists	2
Kane	605	Nephrology	Physicians	2
Kane	605	Neurology	Physicians	5
Kane	605	Neurology Surgery	Physicians	1
Kane	605	Obstetric-Gynecology	Physicians	43
Kane	605	Oncology	Physicians	1
Kane	605	Ophthalmology	Physicians	5
Kane	605	Orthopedic Surgery	Physicians	8
Kane	605	Otolaryngology	Physicians	1
Kane	605	Otorhinolaryngology	Physicians	1
Kane	605	Pathology	Physicians	2
Kane	605	Pediatrics	Physicians	20
Kane	605	Pedodontics	Physicians	1
Kane	605	Pedodontics	Dentists	2
Kane	605	Physical Medicine/Rehabilitation	Physicians	3
Kane	605	Psychiatry	Physicians	13
Kane	605	Pulmonary Diseases	Physicians	1
Kane	605	Radiology	Physicians	7
Kane	605	Radiology Diagnosis	Physicians	10
Kane	605	Rheumatology	Physicians	1
Kane	605	Surgery General	Physicians	4
Kane	605	Therapeutic Pharmaceutical Agents	Optometrists	6
Kane	605	Urology	Physicians	3

Table B.2: Specialists/Non-IHC Participating Primary Care Providers

The number of Non-Primary Care Providers accepting PCCM patients, by specialty designation, by Licensed profession and by county, and, for counties with a population of 100,000 or greater, by geo zip code

Kane	605	Vascular Surgery	Physicians	1
Kankakee	609	Allergy-Immunization	Physicians	1
Kankakee	609	Anesthesiology	Physicians	7
Kankakee	609	Cardiology	Physicians	5
Kankakee	609	Cardiovascular Diseases	Physicians	2
Kankakee	609	Child Psychiatry	Physicians	2
Kankakee	609	Diagnostic Pharmaceutical Agents	Optometrists	1
Kankakee	609	Emergency Medicine	Physicians	24
Kankakee	609	Endocrinology	Physicians	1
Kankakee	609	Facial Plastic Surgery	Physicians	1
Kankakee	609	Family Practice	Physicians	13
Kankakee	609	Gastroenterology	Physicians	7
Kankakee	609	General Dentistry	Dentists	13
Kankakee	609	General Practice	Physicians	2
Kankakee	609	Infectious Diseases	Physicians	1
Kankakee	609	Internal Medicine	Physicians	14
Kankakee	609	Podiatrists	Podiatrists	6
Kankakee	609	Chiropractors	Chiropractors	4
Kankakee	609	Nurse Practitioners	Nurse Practitioners	31
Kankakee	609	Physical Therapists	Physical Therapists	9
Kankakee	609	Occupational Therapists	Occupational Therapists	1
Kankakee	609	Speech Therapists	Speech Therapists	2
Kankakee	609	Audiologists	Audiologists	2
Kankakee	609	Nephrology	Physicians	1
Kankakee	609	Neurology	Physicians	7
Kankakee	609	Obstetric-Gynecology	Physicians	11
Kankakee	609	Occupational Medicine	Physicians	1
Kankakee	609	Oncology	Physicians	2
Kankakee	609	Ophthalmology	Physicians	5
Kankakee	609	Orthodontist	Dentists	1
Kankakee	609	Orthopedic Surgery	Physicians	9
Kankakee	609	Otolaryngology	Physicians	1
Kankakee	609	Otorhinolaryngology	Physicians	2
Kankakee	609	Pathology	Physicians	2
Kankakee	609	Pediatric Cardiology	Physicians	1
Kankakee	609	Physical Medicine/Rehabilitation	Physicians	4
Kankakee	609	Psychiatry	Physicians	11
Kankakee	609	Pulmonary Diseases	Physicians	2
Kankakee	609	Radiation Oncology	Physicians	3
Kankakee	609	Radiology Diagnosis	Physicians	1
Kankakee	609	Rheumatology	Physicians	2

Table B.2: Specialists/Non-IHC Participating Primary Care Providers

The number of Non-Primary Care Providers accepting PCCM patients, by specialty designation, by Licensed profession and by county, and, for counties with a population of 100,000 or greater, by geo zip code

Kankakee	609	Surgery General	Physicians	5
Kankakee	609	Therapeutic Pharmaceutical Agents	Optometrists	2
Kankakee	609	Urological Surgery	Physicians	1
Kankakee	609	Urology	Physicians	3
Kansas	ALL ZIPS	Neurology	Physicians	1
Kendall	ALL ZIPS	Allergy-Immunization	Physicians	1
Kendall	ALL ZIPS	Anesthesiology	Physicians	1
Kendall	ALL ZIPS	Cardiology	Physicians	1
Kendall	ALL ZIPS	Diagnostic Pharmaceutical Agents	Optometrists	3
Kendall	ALL ZIPS	Family Practice	Physicians	4
Kendall	ALL ZIPS	General Dentistry	Dentists	10
Kendall	ALL ZIPS	Internal Medicine	Physicians	2
Kendall	ALL ZIPS	Optometrists	Optometrists	1
Kendall	ALL ZIPS	Podiatrists	Podiatrists	3
Kendall	ALL ZIPS	Chiropractors	Chiropractors	4
Kendall	ALL ZIPS	Nurse Practitioners	Nurse Practitioners	12
Kendall	ALL ZIPS	Physical Therapists	Physical Therapists	5
Kendall	ALL ZIPS	Occupational Therapists	Occupational Therapists	8
Kendall	ALL ZIPS	Speech Therapists	Speech Therapists	16
Kendall	ALL ZIPS	Audiologists	Audiologists	1
Kendall	ALL ZIPS	Pediatrics	Physicians	4
Kendall	ALL ZIPS	Therapeutic Pharmaceutical Agents	Optometrists	8
Knox	ALL ZIPS	Anesthesiology	Physicians	1
Knox	ALL ZIPS	Cardiovascular Diseases	Physicians	2
Knox	ALL ZIPS	Dermatology	Physicians	1
Knox	ALL ZIPS	Diagnostic Pharmaceutical Agents	Optometrists	3
Knox	ALL ZIPS	Emergency Medicine	Physicians	8
Knox	ALL ZIPS	Family Practice	Physicians	10
Knox	ALL ZIPS	Gastroenterology	Physicians	1
Knox	ALL ZIPS	General Dentistry	Dentists	3
Knox	ALL ZIPS	General Practice	Physicians	1
Knox	ALL ZIPS	Internal Medicine	Physicians	5
Knox	ALL ZIPS	Podiatrists	Podiatrists	2
Knox	ALL ZIPS	Chiropractors	Chiropractors	5
Knox	ALL ZIPS	Nurse Practitioners	Nurse Practitioners	14
Knox	ALL ZIPS	Physical Therapists	Physical Therapists	2
Knox	ALL ZIPS	Speech Therapists	Speech Therapists	1
Knox	ALL ZIPS	Audiologists	Audiologists	1
Knox	ALL ZIPS	Neurology	Physicians	2

Table B.2: Specialists/Non-IHC Participating Primary Care Providers

The number of Non-Primary Care Providers accepting PCCM patients, by specialty designation, by Licensed profession and by county, and, for counties with a population of 100,000 or greater, by geo zip code

Knox	ALL ZIPS	Obstetric-Gynecology	Physicians	7
Knox	ALL ZIPS	Ophthalmology	Physicians	4
Knox	ALL ZIPS	Oral Surgery	Dentists	2
Knox	ALL ZIPS	Orthopedic Surgery	Physicians	5
Knox	ALL ZIPS	Otolaryngology	Physicians	1
Knox	ALL ZIPS	Pathology	Physicians	2
Knox	ALL ZIPS	Pediatrics	Physicians	2
Knox	ALL ZIPS	Pulmonary Diseases	Physicians	2
Knox	ALL ZIPS	Surgery General	Physicians	4
Knox	ALL ZIPS	Therapeutic Pharmaceutical Agents	Optometrists	8
Knox	ALL ZIPS	Urological Surgery	Physicians	2
Knox	ALL ZIPS	Urology	Physicians	1
La Salle	613	Anesthesiology	Physicians	6
La Salle	613	Cardiology	Physicians	1
La Salle	613	Cardiovascular Diseases	Physicians	3
La Salle	613	Dermatology	Physicians	1
La Salle	613	Dermatopathology	Physicians	1
La Salle	613	Diagnostic Pharmaceutical Agents	Optometrists	1
La Salle	613	Emergency Medicine	Physicians	8
La Salle	613	Endocrinology	Physicians	1
La Salle	613	Family Practice	Physicians	10
La Salle	613	General Dentistry	Dentists	2
			Nurse	
La Salle	613	General Psychiatry Residency	Practitioners	1
La Salle	613	Gynecology	Physicians	1
La Salle	613	Internal Medicine	Physicians	6
La Salle	613	Podiatrists	Podiatrists	3
La Salle	613	Chiropractors	Chiropractors	7
			Nurse	
La Salle	613	Nurse Practitioners	Practitioners	19
			Physical	
La Salle	613	Physical Therapists	Therapists	4
			Occupational	
La Salle	613	Occupational Therapists	Therapists	2
			Speech	
La Salle	613	Speech Therapists	Therapists	5
La Salle	613	Audiologists	Audiologists	4
La Salle	613	Neurology	Physicians	1
La Salle	613	Obstetric-Gynecology	Physicians	9
La Salle	613	Ophthalmology	Physicians	5
La Salle	613	Oral Surgery	Dentists	2
La Salle	613	Orthopedic Surgery	Physicians	6
La Salle	613	Otolaryngology	Physicians	1
La Salle	613	Otorhinolaryngology	Physicians	2
La Salle	613	Pathology	Physicians	1

Table B.2: Specialists/Non-IHC Participating Primary Care Providers

The number of Non-Primary Care Providers accepting PCCM patients, by specialty designation, by Licensed profession and by county, and, for counties with a population of 100,000 or greater, by geo zip code

La Salle	613	Pediatrics	Physicians	2
La Salle	613	Pedodontics	Dentists	2
La Salle	613	Psychiatry	Physicians	4
La Salle	613	Radiation Oncology	Physicians	1
La Salle	613	Radiology	Physicians	4
La Salle	613	Radiology Diagnosis	Physicians	2
La Salle	613	Surgery General	Physicians	9
La Salle	613	Therapeutic Pharmaceutical Agents	Optometrists	10
La Salle	631	Family Practice	Physicians	1
Lake	600	Allergy	Physicians	3
Lake	600	Admitting Privileges	Physicians	1
Lake	600	Allergy-Immunization	Physicians	4
Lake	600	Anesthesiology	Physicians	234
Lake	600	Cardiology	Physicians	13
Lake	600	Cardiovascular Diseases	Physicians	17
Lake	600	Cardiovascular Surgery	Physicians	3
Lake	600	Child Neurology	Physicians	2
Lake	600	Child Psychiatry	Physicians	1
Lake	600	Colon - Rectal Surgery	Physicians	1
Lake	600	Dermatology	Physicians	5
Lake	600	Diagnostic Pharmaceutical Agents	Optometrists	7
Lake	600	Emergency Medicine	Physicians	94
Lake	600	Endocrinology	Physicians	4
Lake	600	Family Practice	Physicians	49
Lake	600	Gastroenterology	Physicians	34
Lake	600	General Dentistry	Dentists	83
Lake	600	General Practice	Physicians	6
Lake	600	General Practice	Dentists	1
Lake	600	Hematology	Physicians	5
Lake	600	Infectious Diseases	Physicians	2
Lake	600	Internal Medicine	Physicians	138
Lake	600	Maxillofacial Surgery	Dentists	1
Lake	600	Physicians	Physicians	2
Lake	600	Optometrists	Optometrists	1
Lake	600	Podiatrists	Podiatrists	27
Lake	600	Chiropractors	Chiropractors	4
Lake	600	Nurse Practitioners	Nurse Practitioners	93
Lake	600	Physical Therapists	Physical Therapists	60
Lake	600	Occupational Therapists	Occupational Therapists	18
Lake	600	Speech Therapists	Speech Therapists	38
Lake	600	Audiologists	Audiologists	8

Table B.2: Specialists/Non-IHC Participating Primary Care Providers

The number of Non-Primary Care Providers accepting PCCM patients, by specialty designation, by Licensed profession and by county, and, for counties with a population of 100,000 or greater, by geo zip code

Lake	600	Neonatal-Perinatal Medicine	Physicians	2
Lake	600	Neonatology	Physicians	1
Lake	600	Nephrology	Physicians	9
Lake	600	Neurology	Physicians	14
Lake	600	Neurology Surgery	Physicians	5
Lake	600	Obstetric-Gynecology	Physicians	76
Lake	600	Oncology	Physicians	16
Lake	600	Ophthalmology	Physicians	32
Lake	600	Oral Pathology	Dentists	1
Lake	600	Oral Surgery	Dentists	2
Lake	600	Orthodontist	Dentists	1
Lake	600	Orthopedic Surgery	Physicians	50
Lake	600	Otolaryngology	Physicians	6
Lake	600	Otology	Physicians	1
Lake	600	Otorhinolaryngology	Physicians	6
Lake	600	Pathology	Physicians	22
Lake	600	Pediatric Cardiology	Physicians	1
Lake	600	Pediatrics	Physicians	27
Lake	600	Pedodontics	Dentists	2
Lake	600	Physical Medicine/Rehabilitation	Physicians	7
Lake	600	Plastic Surgery	Physicians	2
Lake	600	Psychiatry	Physicians	36
Lake	600	Pulmonary Diseases	Physicians	8
Lake	600	Radiation Oncology	Physicians	3
Lake	600	Radiology	Physicians	14
Lake	600	Radiology Diagnosis	Physicians	34
Lake	600	Radiology Therapeutic	Physicians	5
Lake	600	Rheumatology	Physicians	2
Lake	600	Surgery General	Physicians	27
Lake	600	Surgery Hand	Physicians	1
Lake	600	Therapeutic Pharmaceutical Agents	Optometrists	22
Lake	600	Thoracic Surgery	Physicians	1
Lake	600	Urological Surgery	Physicians	5
Lake	600	Urology	Physicians	3
Lake	600	Vascular Surgery	Physicians	2
Lawrence	ALL ZIPS	Emergency Medicine	Physicians	1
Lawrence	ALL ZIPS	Family Practice	Physicians	3
Lawrence	ALL ZIPS	General Dentistry	Dentists	1
Lawrence	ALL ZIPS	General Practice	Physicians	1
Lawrence	ALL ZIPS	Nurse Practitioners	Nurse Practitioners	4
Lawrence	ALL ZIPS	Speech Therapists	Speech Therapists	1
Lawrence	ALL ZIPS	Psychiatry	Physicians	1
Lawrence	ALL ZIPS	Surgery General	Physicians	2

Table B.2: Specialists/Non-IHC Participating Primary Care Providers

The number of Non-Primary Care Providers accepting PCCM patients, by specialty designation, by Licensed profession and by county, and, for counties with a population of 100,000 or greater, by geo zip code

Lee	ALL ZIPS	Anesthesiology	Physicians	4
Lee	ALL ZIPS	Cardiology	Physicians	2
Lee	ALL ZIPS	Diagnostic Pharmaceutical Agents	Optometrists	1
Lee	ALL ZIPS	Emergency Medicine	Physicians	4
Lee	ALL ZIPS	Endocrinology	Physicians	1
Lee	ALL ZIPS	Family Practice	Physicians	9
Lee	ALL ZIPS	Gastroenterology	Physicians	2
Lee	ALL ZIPS	General Dentistry	Dentists	3
Lee	ALL ZIPS	Infectious Diseases	Physicians	1
Lee	ALL ZIPS	Internal Medicine	Physicians	4
Lee	ALL ZIPS	Podiatrists	Podiatrists	3
Lee	ALL ZIPS	Chiropractors	Chiropractors	5
Lee	ALL ZIPS	Nurse Practitioners	Nurse Practitioners	2
Lee	ALL ZIPS	Physical Therapists	Physical Therapists	1
Lee	ALL ZIPS	Audiologists	Audiologists	1
Lee	ALL ZIPS	Neurology	Physicians	1
Lee	ALL ZIPS	Obstetric-Gynecology	Physicians	3
Lee	ALL ZIPS	Ophthalmology	Physicians	2
Lee	ALL ZIPS	Orthopedic Surgery	Physicians	3
Lee	ALL ZIPS	Otolaryngology	Physicians	1
Lee	ALL ZIPS	Pathology	Physicians	2
Lee	ALL ZIPS	Psychiatry	Physicians	2
Lee	ALL ZIPS	Radiation Oncology	Physicians	1
Lee	ALL ZIPS	Radiology Diagnosis	Physicians	2
Lee	ALL ZIPS	Surgery General	Physicians	3
Lee	ALL ZIPS	Therapeutic Pharmaceutical Agents	Optometrists	1
Lee	ALL ZIPS	Urology	Physicians	1
Lee	ALL ZIPS	Vascular Surgery	Physicians	1
Livingston	ALL ZIPS	Emergency Medicine	Physicians	5
Livingston	ALL ZIPS	Family Practice	Physicians	5
Livingston	ALL ZIPS	General Practice	Dentists	1
Livingston	ALL ZIPS	General Psychiatry Residency	Nurse Practitioners	1
Livingston	ALL ZIPS	Internal Medicine	Physicians	3
Livingston	ALL ZIPS	Nurse Practitioners	Nurse Practitioners	2
Livingston	ALL ZIPS	Physical Therapists	Physical Therapists	14
Livingston	ALL ZIPS	Occupational Therapists	Occupational Therapists	1
Livingston	ALL ZIPS	Speech Therapists	Speech Therapists	2
Livingston	ALL ZIPS	Obstetric-Gynecology	Physicians	3
Livingston	ALL ZIPS	Orthopedic Surgery	Physicians	3

Table B.2: Specialists/Non-IHC Participating Primary Care Providers

The number of Non-Primary Care Providers accepting PCCM patients, by specialty designation, by Licensed profession and by county, and, for counties with a population of 100,000 or greater, by geo zip code

Livingston	ALL ZIPS	Physical Medicine/Rehabilitation	Physicians	1
Livingston	ALL ZIPS	Psychiatry	Physicians	1
Livingston	ALL ZIPS	Surgery General	Physicians	1
Livingston	ALL ZIPS	Therapeutic Pharmaceutical Agents	Optometrists	7
Logan	ALL ZIPS	Allergy-Immunization	Physicians	1
Logan	ALL ZIPS	Emergency Medicine	Physicians	2
Logan	ALL ZIPS	Family Practice	Physicians	8
Logan	ALL ZIPS	General Dentistry	Dentists	5
Logan	ALL ZIPS	Internal Medicine	Physicians	1
Logan	ALL ZIPS	Chiropractors	Chiropractors	3
Logan	ALL ZIPS	Nurse Practitioners	Nurse Practitioners	4
Logan	ALL ZIPS	Speech Therapists	Speech Therapists	1
Logan	ALL ZIPS	Obstetric-Gynecology	Physicians	2
Logan	ALL ZIPS	Orthopedic Surgery	Physicians	1
Logan	ALL ZIPS	Psychiatry	Physicians	1
Logan	ALL ZIPS	Therapeutic Pharmaceutical Agents	Optometrists	2
Macon	625	Anesthesiology	Physicians	11
Macon	625	Cardiology	Physicians	7
Macon	625	Dermatology	Physicians	1
Macon	625	Diagnostic Pharmaceutical Agents	Optometrists	3
Macon	625	Emergency Medicine	Physicians	13
Macon	625	Family Practice	Physicians	16
Macon	625	Gastroenterology	Physicians	3
Macon	625	General Dentistry	Dentists	10
Macon	625	Infectious Diseases	Physicians	1
Macon	625	Internal Medicine	Physicians	28
Macon	625	Podiatrists	Podiatrists	5
Macon	625	Chiropractors	Chiropractors	3
Macon	625	Nurse Practitioners	Nurse Practitioners	55
Macon	625	Physical Therapists	Physical Therapists	8
Macon	625	Occupational Therapists	Occupational Therapists	6
Macon	625	Speech Therapists	Speech Therapists	9
Macon	625	Nephrology	Physicians	3
Macon	625	Neurology	Physicians	2
Macon	625	Neurology Surgery	Physicians	4
Macon	625	Obstetric-Gynecology	Physicians	16
Macon	625	Occupational Medicine	Physicians	2
Macon	625	Oncology	Physicians	8
Macon	625	Ophthalmology	Physicians	6
Macon	625	Orthopedic Surgery	Physicians	10

Table B.2: Specialists/Non-IHC Participating Primary Care Providers

The number of Non-Primary Care Providers accepting PCCM patients, by specialty designation, by Licensed profession and by county, and, for counties with a population of 100,000 or greater, by geo zip code

Macon	625	Otolaryngology	Physicians	4
Macon	625	Otorhinolaryngology	Physicians	2
Macon	625	Pathology	Physicians	12
Macon	625	PD or FP refer arrangement	Physicians	1
Macon	625	Pediatrics	Physicians	8
Macon	625	Physical Medicine/Rehabilitation	Physicians	1
Macon	625	Plastic Surgery	Physicians	2
Macon	625	Psychiatry	Physicians	5
Macon	625	Pulmonary Diseases	Physicians	4
Macon	625	Radiation Oncology	Physicians	4
Macon	625	Radiology	Physicians	1
Macon	625	Radiology Diagnosis	Physicians	8
Macon	625	Radiology Therapeutic	Physicians	2
Macon	625	Rheumatology	Physicians	1
Macon	625	Surgery General	Physicians	7
Macon	625	Therapeutic Pharmaceutical Agents	Optometrists	8
Macon	625	Thoracic Surgery	Physicians	1
Macon	625	Urology	Physicians	5
Macon	625	Vascular Surgery	Physicians	1
Macoupin	ALL ZIPS	Emergency Medicine	Physicians	2
Macoupin	ALL ZIPS	Family Practice	Physicians	6
Macoupin	ALL ZIPS	General Dentistry	Dentists	4
Macoupin	ALL ZIPS	General Practice	Physicians	1
Macoupin	ALL ZIPS	Internal Medicine	Physicians	7
Macoupin	ALL ZIPS	Optometrists	Optometrists	2
Macoupin	ALL ZIPS	Podiatrists	Podiatrists	1
Macoupin	ALL ZIPS	Chiropractors	Chiropractors	4
Macoupin	ALL ZIPS	Nurse Practitioners	Nurse Practitioners	1
Macoupin	ALL ZIPS	Physical Therapists	Physical Therapists	1
Macoupin	ALL ZIPS	Occupational Therapists	Occupational Therapists	1
Macoupin	ALL ZIPS	Speech Therapists	Speech Therapists	1
Macoupin	ALL ZIPS	Pediatrics	Physicians	2
Macoupin	ALL ZIPS	Surgery General	Physicians	1
Macoupin	ALL ZIPS	Therapeutic Pharmaceutical Agents	Optometrists	3
Madison	620	Admitting Privileges	Physicians	1
Madison	620	Allergy-Immunization	Physicians	2
Madison	620	Anesthesiology	Physicians	18
Madison	620	Cardiology	Physicians	4
Madison	620	Cardiovascular Diseases	Physicians	8
Madison	620	Cardiovascular Surgery	Physicians	1
Madison	620	Child Psychiatry	Physicians	1

Table B.2: Specialists/Non-IHC Participating Primary Care Providers

The number of Non-Primary Care Providers accepting PCCM patients, by specialty designation, by Licensed profession and by county, and, for counties with a population of 100,000 or greater, by geo zip code

Madison	620	Dermatology	Physicians	2
Madison	620	Diagnostic Pharmaceutical Agents	Optometrists	3
Madison	620	Emergency Medicine	Physicians	30
Madison	620	Endocrinology	Physicians	2
Madison	620	Family Practice	Physicians	30
Madison	620	Gastroenterology	Physicians	5
Madison	620	General Dentistry	Dentists	27
Madison	620	General Practice	Physicians	1
			Nurse	
Madison	620	General Psychiatry Residency	Practitioners	3
Madison	620	Hematology	Physicians	1
Madison	620	Internal Medicine	Physicians	62
Madison	620	Maxillofacial Surgery	Dentists	1
Madison	620	Podiatrists	Podiatrists	3
Madison	620	Chiropractors	Chiropractors	11
			Nurse	
Madison	620	Nurse Practitioners	Practitioners	75
			Physical	
Madison	620	Physical Therapists	Therapists	8
			Occupational	
Madison	620	Occupational Therapists	Therapists	8
			Speech	
Madison	620	Speech Therapists	Therapists	18
Madison	620	Audiologists	Audiologists	2
Madison	620	Nephrology	Physicians	2
Madison	620	Neurology	Physicians	6
Madison	620	Obstetric-Gynecology	Physicians	25
Madison	620	Obstetrics	Physicians	2
Madison	620	Oncology	Physicians	4
Madison	620	Ophthalmology	Physicians	4
Madison	620	Orthopedic Surgery	Physicians	14
Madison	620	Otolaryngology	Physicians	1
Madison	620	Otorhinolaryngology	Physicians	3
Madison	620	Pain Medicine	Physicians	1
Madison	620	Pathology	Physicians	3
Madison	620	Pediatrics	Physicians	20
Madison	620	Pedodontics	Dentists	1
Madison	620	Periodontists	Dentists	1
Madison	620	Physical Medicine/Rehabilitation	Physicians	6
Madison	620	Plastic Surgery	Physicians	3
Madison	620	Psychiatry	Physicians	16
Madison	620	Pulmonary Diseases	Physicians	2
Madison	620	Radiation Oncology	Physicians	5
Madison	620	Radiology	Physicians	8
Madison	620	Radiology Diagnosis	Physicians	11

Table B.2: Specialists/Non-IHC Participating Primary Care Providers

The number of Non-Primary Care Providers accepting PCCM patients, by specialty designation, by Licensed profession and by county, and, for counties with a population of 100,000 or greater, by geo zip code

Madison	620	Radiology Therapeutic	Physicians	1
Madison	620	Rheumatology	Physicians	1
Madison	620	Surgery General	Physicians	17
Madison	620	Surgery Head/Neck	Physicians	1
Madison	620	Therapeutic Pharmaceutical Agents	Optometrists	15
Madison	620	Urological Surgery	Physicians	2
Madison	620	Urology	Physicians	1
Madison	622	Diagnostic Pharmaceutical Agents	Optometrists	1
Madison	622	Emergency Medicine	Physicians	7
Madison	622	Family Practice	Physicians	11
Madison	622	Gastroenterology	Physicians	1
Madison	622	General Dentistry	Dentists	5
Madison	622	General Practice	Dentists	1
Madison	622	Internal Medicine	Physicians	7
Madison	622	Chiropractors	Chiropractors	2
Madison	622	Nurse Practitioners	Nurse Practitioners	10
Madison	622	Physical Therapists	Physical Therapists	1
Madison	622	Occupational Therapists	Occupational Therapists	1
Madison	622	Speech Therapists	Speech Therapists	1
Madison	622	Orthopedic Surgery	Physicians	1
Madison	622	Pathology	Physicians	4
Madison	622	Prosthodontist	Dentists	1
Madison	622	Therapeutic Pharmaceutical Agents	Optometrists	6
Marion	ALL ZIPS	Anesthesiology	Physicians	1
Marion	ALL ZIPS	Cardiology	Physicians	2
Marion	ALL ZIPS	Cardiovascular Diseases	Physicians	2
Marion	ALL ZIPS	Dermatology	Physicians	1
Marion	ALL ZIPS	Emergency Medicine	Physicians	6
Marion	ALL ZIPS	Family Practice	Physicians	3
Marion	ALL ZIPS	Gastroenterology	Physicians	1
Marion	ALL ZIPS	General Dentistry	Dentists	1
Marion	ALL ZIPS	General Practice	Physicians	1
Marion	ALL ZIPS	General Practice	Dentists	1
Marion	ALL ZIPS	Gynecology	Physicians	1
Marion	ALL ZIPS	Internal Medicine	Physicians	9
Marion	ALL ZIPS	Podiatrists	Podiatrists	1
Marion	ALL ZIPS	Nurse Practitioners	Nurse Practitioners	5
Marion	ALL ZIPS	Physical Therapists	Physical Therapists	4
Marion	ALL ZIPS	Oncology	Physicians	1
Marion	ALL ZIPS	Orthopedic Surgery	Physicians	1

Table B.2: Specialists/Non-IHC Participating Primary Care Providers

The number of Non-Primary Care Providers accepting PCCM patients, by specialty designation, by Licensed profession and by county, and, for counties with a population of 100,000 or greater, by geo zip code

Marion	ALL ZIPS	Otorhinolaryngology	Physicians	1
Marion	ALL ZIPS	Pathology	Physicians	1
Marion	ALL ZIPS	Pediatrics	Physicians	3
Marion	ALL ZIPS	Psychiatry	Physicians	2
Marion	ALL ZIPS	Radiology	Physicians	7
Marion	ALL ZIPS	Radiology Diagnosis	Physicians	4
Marion	ALL ZIPS	Surgery General	Physicians	4
Marion	ALL ZIPS	Therapeutic Pharmaceutical Agents	Optometrists	6
Marion	ALL ZIPS	Urological Surgery	Physicians	2
Marion	ALL ZIPS	Vascular Surgery	Physicians	2
Marshall	ALL ZIPS	Diagnostic Pharmaceutical Agents	Optometrists	1
Marshall	ALL ZIPS	Family Practice	Physicians	1
Marshall	ALL ZIPS	General Dentistry	Dentists	1
Marshall	ALL ZIPS	Chiropractors	Chiropractors	1
Marshall	ALL ZIPS	Pediatrics	Physicians	1
Maryland	ALL ZIPS	Radiology Diagnosis	Physicians	3
Mason	ALL ZIPS	Emergency Medicine	Physicians	2
Mason	ALL ZIPS	Family Practice	Physicians	3
Mason	ALL ZIPS	General Dentistry	Dentists	2
Mason	ALL ZIPS	Internal Medicine	Physicians	2
Mason	ALL ZIPS	Occupational Therapists	Occupational Therapists	1
Mason	ALL ZIPS	Pediatrics	Physicians	1
Massac	ALL ZIPS	Emergency Medicine	Physicians	3
Massac	ALL ZIPS	Family Practice	Physicians	2
Massac	ALL ZIPS	Gastroenterology	Physicians	1
Massac	ALL ZIPS	General Dentistry	Dentists	1
Massac	ALL ZIPS	Chiropractors	Chiropractors	2
Massac	ALL ZIPS	Nurse Practitioners	Nurse Practitioners	2
Massac	ALL ZIPS	Physical Therapists	Physical Therapists	1
Massac	ALL ZIPS	Speech Therapists	Speech Therapists	1
Massac	ALL ZIPS	Therapeutic Pharmaceutical Agents	Optometrists	1
McDonough	ALL ZIPS	Anesthesiology	Physicians	1
McDonough	ALL ZIPS	Child Psychiatry	Physicians	1
McDonough	ALL ZIPS	Dermatology	Physicians	1
McDonough	ALL ZIPS	Diagnostic Pharmaceutical Agents	Optometrists	2
McDonough	ALL ZIPS	Emergency Medicine	Physicians	6
McDonough	ALL ZIPS	Family Practice	Physicians	5
McDonough	ALL ZIPS	Gastroenterology	Physicians	1
McDonough	ALL ZIPS	General Dentistry	Dentists	1
McDonough	ALL ZIPS	Internal Medicine	Physicians	4
McDonough	ALL ZIPS	Chiropractors	Chiropractors	2

Table B.2: Specialists/Non-IHC Participating Primary Care Providers

The number of Non-Primary Care Providers accepting PCCM patients, by specialty designation, by Licensed profession and by county, and, for counties with a population of 100,000 or greater, by geo zip code

McDonough	ALL ZIPS	Nurse Practitioners	Nurse Practitioners	4
McDonough	ALL ZIPS	Physical Therapists	Physical Therapists	1
McDonough	ALL ZIPS	Speech Therapists	Speech Therapists	2
McDonough	ALL ZIPS	Audiologists	Audiologists	1
McDonough	ALL ZIPS	Obstetric-Gynecology	Physicians	1
McDonough	ALL ZIPS	Ophthalmology	Physicians	1
McDonough	ALL ZIPS	Orthopedic Surgery	Physicians	3
McDonough	ALL ZIPS	Otolaryngology	Physicians	1
McDonough	ALL ZIPS	Pathology	Physicians	2
McDonough	ALL ZIPS	Pediatrics	Physicians	1
McDonough	ALL ZIPS	Psychiatry	Physicians	2
McDonough	ALL ZIPS	Radiation Oncology	Physicians	1
McDonough	ALL ZIPS	Radiology	Physicians	2
McDonough	ALL ZIPS	Surgery General	Physicians	4
McDonough	ALL ZIPS	Therapeutic Pharmaceutical Agents	Optometrists	7
McDonough	ALL ZIPS	Urology	Physicians	1
McHenry	600	Allergy	Physicians	1
McHenry	600	Allergy-Immunization	Physicians	1
McHenry	600	Anesthesiology	Physicians	22
McHenry	600	Cardiology	Physicians	6
McHenry	600	Cardiovascular Diseases	Physicians	7
McHenry	600	Cardiovascular Surgery	Physicians	1
McHenry	600	Child Psychiatry	Physicians	2
McHenry	600	Dermatology	Physicians	1
McHenry	600	Emergency Medicine	Physicians	30
McHenry	600	Endocrinology	Physicians	3
McHenry	600	Family Practice	Physicians	10
McHenry	600	Gastroenterology	Physicians	2
McHenry	600	General Dentistry	Dentists	15
McHenry	600	General Practice	Physicians	1
McHenry	600	General Psychiatry Residency	Nurse Practitioners	1
McHenry	600	Geriatrics	Physicians	1
McHenry	600	Hematology	Physicians	1
McHenry	600	Infectious Diseases	Physicians	1
McHenry	600	Internal Medicine	Physicians	43
McHenry	600	Podiatrists	Podiatrists	5
McHenry	600	Chiropractors	Chiropractors	6
McHenry	600	Nurse Practitioners	Nurse Practitioners	30
McHenry	600	Physical Therapists	Physical Therapists	21
McHenry	600	Occupational Therapists	Occupational Therapists	11

Table B.2: Specialists/Non-IHC Participating Primary Care Providers

The number of Non-Primary Care Providers accepting PCCM patients, by specialty designation, by Licensed profession and by county, and, for counties with a population of 100,000 or greater, by geo zip code

			Therapists	
			Speech	
McHenry	600	Speech Therapists	Therapists	18
McHenry	600	Audiologists	Audiologists	5
McHenry	600	Nephrology	Physicians	4
McHenry	600	Neurology	Physicians	5
McHenry	600	Neurology Surgery	Physicians	1
McHenry	600	Neuropathology	Physicians	1
McHenry	600	Obstetric-Gynecology	Physicians	16
McHenry	600	Oncology	Physicians	2
McHenry	600	Ophthalmology	Physicians	4
McHenry	600	Oral Surgery	Dentists	1
McHenry	600	Orthodontist	Dentists	2
McHenry	600	Orthopedic Surgery	Physicians	19
McHenry	600	Otolaryngology	Physicians	1
McHenry	600	Otorhinolaryngology	Physicians	7
McHenry	600	Pathology	Physicians	8
McHenry	600	Pedodontics	Dentists	1
McHenry	600	Physical Medicine/Rehabilitation	Physicians	1
McHenry	600	Psychiatry	Physicians	8
McHenry	600	Pulmonary Diseases	Physicians	2
McHenry	600	Radiology	Physicians	10
McHenry	600	Radiology Diagnosis	Physicians	12
McHenry	600	Radiology Therapeutic	Physicians	1
McHenry	600	Rheumatology	Physicians	3
McHenry	600	Surgery General	Physicians	9
McHenry	600	Surgery-Abdomen	Physicians	1
McHenry	600	Therapeutic Pharmaceutical Agents	Optometrists	10
McHenry	600	Urological Surgery	Physicians	2
McHenry	600	Urology	Physicians	1
McHenry	600	Vascular Surgery	Physicians	1
McHenry	601	Child Neurology	Physicians	1
McHenry	601	Diagnostic Pharmaceutical Agents	Optometrists	1
McHenry	601	Emergency Medicine	Physicians	2
McHenry	601	Endocrinology	Physicians	1
McHenry	601	Family Practice	Physicians	8
McHenry	601	General Dentistry	Dentists	2
McHenry	601	Internal Medicine	Physicians	3
McHenry	601	Podiatrists	Podiatrists	1
McHenry	601	Chiropractors	Chiropractors	2
			Nurse	
McHenry	601	Nurse Practitioners	Practitioners	7
			Occupational	
McHenry	601	Occupational Therapists	Therapists	1
McHenry	601	Speech Therapists	Speech	6

Table B.2: Specialists/Non-IHC Participating Primary Care Providers

The number of Non-Primary Care Providers accepting PCCM patients, by specialty designation, by Licensed profession and by county, and, for counties with a population of 100,000 or greater, by geo zip code

			Therapists	
McHenry	601	Obstetric-Gynecology	Physicians	7
McHenry	601	Physical Medicine/Rehabilitation	Physicians	2
McHenry	601	Plastic Surgery	Physicians	1
McHenry	601	Therapeutic Pharmaceutical Agents	Optometrists	4
McLean	607	Emergency Medicine	Physicians	1
McLean	617	Affiliated with FQHC	Physicians	1
McLean	617	Allergy-Immunization	Physicians	3
McLean	617	Anesthesiology	Physicians	17
McLean	617	Cardiology	Physicians	6
McLean	617	Cardiovascular Diseases	Physicians	8
McLean	617	Cardiovascular Surgery	Physicians	1
McLean	617	Child Psychiatry	Physicians	1
McLean	617	Clinical Pharmacology	Physicians	1
McLean	617	Colon - Rectal Surgery	Physicians	1
McLean	617	Dermatology	Physicians	4
McLean	617	Diagnostic Pharmaceutical Agents	Physicians	1
McLean	617	Diagnostic Pharmaceutical Agents	Optometrists	3
McLean	617	Emergency Medicine	Physicians	31
McLean	617	Endocrinology	Physicians	1
McLean	617	Family Practice	Physicians	26
McLean	617	Gastroenterology	Physicians	7
McLean	617	General Dentistry	Dentists	8
			Nurse	
McLean	617	General Psychiatry Residency	Practitioners	1
McLean	617	Hematology	Physicians	1
McLean	617	Infectious Diseases	Physicians	2
McLean	617	Internal Medicine	Physicians	36
McLean	617	Maxillofacial Surgery	Physicians	1
McLean	617	Optometrists	Optometrists	1
McLean	617	Podiatrists	Podiatrists	9
McLean	617	Chiropractors	Chiropractors	2
			Nurse	
McLean	617	Nurse Practitioners	Practitioners	46
			Physical	
McLean	617	Physical Therapists	Therapists	15
			Occupational	
McLean	617	Occupational Therapists	Therapists	9
			Speech	
McLean	617	Speech Therapists	Therapists	19
McLean	617	Audiologists	Audiologists	11
McLean	617	Nephrology	Physicians	1
McLean	617	Neurology	Physicians	7
McLean	617	Neurology Surgery	Physicians	2
McLean	617	Obstetric-Gynecology	Physicians	19

Table B.2: Specialists/Non-IHC Participating Primary Care Providers

The number of Non-Primary Care Providers accepting PCCM patients, by specialty designation, by Licensed profession and by county, and, for counties with a population of 100,000 or greater, by geo zip code

McLean	617	Obstetrics	Physicians	1
McLean	617	Oncology	Physicians	3
McLean	617	Ophthalmology	Physicians	9
McLean	617	Oral Surgery	Dentists	3
McLean	617	Orthopedic Surgery	Physicians	13
McLean	617	Otolaryngology	Physicians	3
McLean	617	Otorhinolaryngology	Physicians	2
McLean	617	Palliative Care	Physicians	1
McLean	617	Pathology	Physicians	3
McLean	617	Pediatric Allergies	Physicians	1
McLean	617	Pediatrics	Physicians	1
McLean	617	Pedodontics	Dentists	1
McLean	617	Physical Medicine/Rehabilitation	Physicians	5
McLean	617	Plastic Surgery	Physicians	3
McLean	617	Psychiatry	Physicians	9
McLean	617	Pulmonary Diseases	Physicians	5
McLean	617	Radiation Oncology	Physicians	3
McLean	617	Radiology	Physicians	3
McLean	617	Radiology Diagnosis	Physicians	9
McLean	617	Rheumatology	Physicians	2
McLean	617	Surgery General	Physicians	9
McLean	617	Therapeutic Pharmaceutical Agents	Optometrists	11
McLean	617	Thoracic Surgery	Physicians	1
McLean	617	Unspecified	Physicians	1
McLean	617	Urological Surgery	Physicians	3
McLean	617	Urology	Physicians	3
Menard	ALL ZIPS	Family Practice	Physicians	1
Menard	ALL ZIPS	General Dentistry	Dentists	1
Menard	ALL ZIPS	Nurse Practitioners	Nurse Practitioners	1
Menard	ALL ZIPS	Speech Therapists	Speech Therapists	2
Mercer	ALL ZIPS	General Practice	Physicians	3
Mercer	ALL ZIPS	Internal Medicine	Physicians	1
Mercer	ALL ZIPS	Podiatrists	Podiatrists	1
Mercer	ALL ZIPS	Chiropractors	Chiropractors	2
Mercer	ALL ZIPS	Physical Therapists	Physical Therapists	1
Mercer	ALL ZIPS	Speech Therapists	Speech Therapists	1
Monroe	ALL ZIPS	Anesthesiology	Physicians	4
Monroe	ALL ZIPS	Diagnostic Pharmaceutical Agents	Optometrists	2
Monroe	ALL ZIPS	Family Practice	Physicians	2
Monroe	ALL ZIPS	General Dentistry	Dentists	5
Monroe	ALL ZIPS	Internal Medicine	Physicians	1

Table B.2: Specialists/Non-IHC Participating Primary Care Providers

The number of Non-Primary Care Providers accepting PCCM patients, by specialty designation, by Licensed profession and by county, and, for counties with a population of 100,000 or greater, by geo zip code

Monroe	ALL ZIPS	Chiropractors	Chiropractors	5
Monroe	ALL ZIPS	Nurse Practitioners	Nurse Practitioners	3
Monroe	ALL ZIPS	Occupational Therapists	Occupational Therapists	2
Monroe	ALL ZIPS	Obstetric-Gynecology	Physicians	1
Monroe	ALL ZIPS	Otorhinolaryngology	Physicians	1
Monroe	ALL ZIPS	Therapeutic Pharmaceutical Agents	Optometrists	2
Montana	ALL ZIPS	Child Psychiatry	Physicians	1
Montana	ALL ZIPS	General Practice	Physicians	1
Montana	ALL ZIPS	Nurse Practitioners	Nurse Practitioners	2
Montgomery	ALL ZIPS	Anesthesiology	Physicians	5
Montgomery	ALL ZIPS	Diagnostic Pharmaceutical Agents	Optometrists	2
Montgomery	ALL ZIPS	Emergency Medicine	Physicians	2
Montgomery	ALL ZIPS	Family Practice	Physicians	13
Montgomery	ALL ZIPS	General Dentistry	Dentists	4
Montgomery	ALL ZIPS	Internal Medicine	Physicians	1
Montgomery	ALL ZIPS	Chiropractors	Chiropractors	1
Montgomery	ALL ZIPS	Nurse Practitioners	Nurse Practitioners	4
Montgomery	ALL ZIPS	Physical Therapists	Physical Therapists	3
Montgomery	ALL ZIPS	Speech Therapists	Speech Therapists	1
Montgomery	ALL ZIPS	Audiologists	Audiologists	1
Montgomery	ALL ZIPS	Radiology Therapeutic	Physicians	1
Montgomery	ALL ZIPS	Surgery General	Physicians	2
Montgomery	ALL ZIPS	Therapeutic Pharmaceutical Agents	Optometrists	4
Morgan	ALL ZIPS	Anesthesiology	Physicians	15
Morgan	ALL ZIPS	Cardiovascular Diseases	Physicians	1
Morgan	ALL ZIPS	Diagnostic Pharmaceutical Agents	Optometrists	1
Morgan	ALL ZIPS	Emergency Medicine	Physicians	6
Morgan	ALL ZIPS	Family Practice	Physicians	14
Morgan	ALL ZIPS	General Dentistry	Dentists	1
Morgan	ALL ZIPS	General Practice	Physicians	1
Morgan	ALL ZIPS	Internal Medicine	Physicians	7
Morgan	ALL ZIPS	Podiatrists	Podiatrists	4
Morgan	ALL ZIPS	Chiropractors	Chiropractors	3
Morgan	ALL ZIPS	Nurse Practitioners	Nurse Practitioners	13
Morgan	ALL ZIPS	Physical Therapists	Physical Therapists	3
Morgan	ALL ZIPS	Speech Therapists	Speech Therapists	3
Morgan	ALL ZIPS	Audiologists	Audiologists	1

Table B.2: Specialists/Non-IHC Participating Primary Care Providers

The number of Non-Primary Care Providers accepting PCCM patients, by specialty designation, by Licensed profession and by county, and, for counties with a population of 100,000 or greater, by geo zip code

Morgan	ALL ZIPS	Neuropathology	Physicians	1
Morgan	ALL ZIPS	Obstetric-Gynecology	Physicians	5
Morgan	ALL ZIPS	Ophthalmology	Physicians	3
Morgan	ALL ZIPS	Orthopedic Surgery	Physicians	3
Morgan	ALL ZIPS	Otorhinolaryngology	Physicians	1
Morgan	ALL ZIPS	Pathology	Physicians	1
Morgan	ALL ZIPS	Pediatrics	Physicians	3
Morgan	ALL ZIPS	Surgery General	Physicians	4
Morgan	ALL ZIPS	Therapeutic Pharmaceutical Agents	Optometrists	2
Morgan	ALL ZIPS	Urological Surgery	Physicians	1
Moultrie	ALL ZIPS	Emergency Medicine	Physicians	1
Moultrie	ALL ZIPS	Family Practice	Physicians	2
Moultrie	ALL ZIPS	Chiropractors	Chiropractors	1
Moultrie	ALL ZIPS	Nurse Practitioners	Nurse Practitioners	1
Moultrie	ALL ZIPS	Speech Therapists	Speech Therapists	1
Moultrie	ALL ZIPS	Neurology	Physicians	1
Ogle	ALL ZIPS	Emergency Medicine	Physicians	14
Ogle	ALL ZIPS	Family Practice	Physicians	3
Ogle	ALL ZIPS	General Dentistry	Dentists	1
Ogle	ALL ZIPS	Chiropractors	Chiropractors	3
Ogle	ALL ZIPS	Nurse Practitioners	Nurse Practitioners	4
Ogle	ALL ZIPS	Physical Therapists	Physical Therapists	2
Ogle	ALL ZIPS	Radiology Diagnosis	Physicians	1
Ogle	ALL ZIPS	Surgery General	Physicians	1
Ogle	ALL ZIPS	Therapeutic Pharmaceutical Agents	Optometrists	2
Peoria	615	Family Practice	Physicians	1
Peoria	615	General Dentistry	Dentists	1
Peoria	615	Internal Medicine	Physicians	2
Peoria	615	Physical Therapists	Physical Therapists	2
Peoria	615	Speech Therapists	Speech Therapists	2
Peoria	615	Therapeutic Pharmaceutical Agents	Optometrists	1
Peoria	616	Admitting Privileges	Physicians	2
Peoria	616	Affiliated with FQHC	Physicians	1
Peoria	616	Allergy-Immunization	Physicians	3
Peoria	616	Anesthesiology	Physicians	57
Peoria	616	Cardiology	Physicians	8
Peoria	616	Cardiovascular Diseases	Physicians	22
Peoria	616	Cardiovascular Surgery	Physicians	4
Peoria	616	Child Neurology	Physicians	3
Peoria	616	Child Psychiatry	Physicians	2

Table B.2: Specialists/Non-IHC Participating Primary Care Providers

The number of Non-Primary Care Providers accepting PCCM patients, by specialty designation, by Licensed profession and by county, and, for counties with a population of 100,000 or greater, by geo zip code

Peoria	616	Child/Adolescent Psychiatry Residency	Nurse Practitioners	1
Peoria	616	Colon - Rectal Surgery	Physicians	1
Peoria	616	Dermatology	Physicians	6
Peoria	616	Diagnostic Pharmaceutical Agents	Physicians	1
Peoria	616	Diagnostic Pharmaceutical Agents	Optometrists	4
Peoria	616	Emergency Medicine	Physicians	62
Peoria	616	Endocrinology	Physicians	3
Peoria	616	Family Practice	Physicians	31
Peoria	616	Gastroenterology	Physicians	16
Peoria	616	General Dentistry	Dentists	22
Peoria	616	General Practice	Physicians	9
Peoria	616	General Practice	Dentists	1
			Nurse Practitioners	2
Peoria	616	General Psychiatry Residency	Physicians	1
Peoria	616	Geriatrics	Physicians	1
Peoria	616	Hematology	Physicians	2
Peoria	616	Infectious Diseases	Physicians	84
Peoria	616	Internal Medicine	Physicians	1
Peoria	616	Maternal and Fetal Medicine	Physicians	1
Peoria	616	Physicians	Physicians	8
Peoria	616	Podiatrists	Podiatrists	5
Peoria	616	Chiropractors	Chiropractors	
			Nurse Practitioners	128
Peoria	616	Nurse Practitioners	Physical Therapists	38
			Occupational Therapists	10
Peoria	616	Physical Therapists	Speech Therapists	21
Peoria	616	Occupational Therapists	Audiologists	6
Peoria	616	Speech Therapists	Physicians	3
Peoria	616	Audiologists	Physicians	3
Peoria	616	Neonatal-Perinatal Medicine	Physicians	8
Peoria	616	Neonatology	Physicians	27
Peoria	616	Nephrology	Physicians	6
Peoria	616	Neurology	Physicians	1
Peoria	616	Neurology Surgery	Physicians	33
Peoria	616	Neuropathology	Physicians	2
Peoria	616	Obstetric-Gynecology	Physicians	14
Peoria	616	Obstetrics	Physicians	18
Peoria	616	Oncology	Dentists	1
Peoria	616	Ophthalmology	Physicians	23
Peoria	616	Oral Surgery	Dentists	1
Peoria	616	Orthopedic Surgery	Physicians	3
Peoria	616	Other Specialty	Dentists	
Peoria	616	Otolaryngology	Physicians	

Table B.2: Specialists/Non-IHC Participating Primary Care Providers

The number of Non-Primary Care Providers accepting PCCM patients, by specialty designation, by Licensed profession and by county, and, for counties with a population of 100,000 or greater, by geo zip code

Peoria	616	Otorhinolaryngology	Physicians	4
Peoria	616	Pathology	Physicians	27
Peoria	616	Pediatric Cardiology	Physicians	5
Peoria	616	Pediatric Endocrinology	Physicians	4
Peoria	616	Pediatric Hematology Oncology	Physicians	2
Peoria	616	Pediatric Nephrology	Physicians	2
Peoria	616	Pediatric Surgery	Physicians	2
Peoria	616	Pediatrics	Physicians	47
Peoria	616	Physical Medicine/Rehabilitation	Physicians	8
Peoria	616	Plastic Surgery	Physicians	7
Peoria	616	Psychiatry	Physicians	25
Peoria	616	Pulmonary Diseases	Physicians	9
Peoria	616	Radiation Oncology	Physicians	5
Peoria	616	Radiology	Physicians	27
Peoria	616	Radiology Diagnosis	Physicians	44
Peoria	616	Reproductive Endocrinology	Physicians	1
Peoria	616	Rheumatology	Physicians	4
Peoria	616	Surgery General	Physicians	29
Peoria	616	Therapeutic Pharmaceutical Agents	Optometrists	17
Peoria	616	Thoracic Surgery	Physicians	6
Peoria	616	Urological Surgery	Physicians	5
Peoria	616	Urology	Physicians	6
Peoria	616	Vascular Surgery	Physicians	4
Peoria	619	Anesthesiology	Physicians	1
Perry	ALL ZIPS	Allergy-Immunization	Physicians	1
Perry	ALL ZIPS	Emergency Medicine	Physicians	2
Perry	ALL ZIPS	Family Practice	Physicians	8
Perry	ALL ZIPS	Gastroenterology	Physicians	1
Perry	ALL ZIPS	General Dentistry	Dentists	3
Perry	ALL ZIPS	Internal Medicine	Physicians	2
Perry	ALL ZIPS	Chiropractors	Chiropractors	3
Perry	ALL ZIPS	Nurse Practitioners	Nurse Practitioners	1
Perry	ALL ZIPS	Physical Therapists	Physical Therapists	1
Perry	ALL ZIPS	Occupational Therapists	Occupational Therapists	2
Perry	ALL ZIPS	Speech Therapists	Speech Therapists	2
Perry	ALL ZIPS	Surgery General	Physicians	1
Perry	ALL ZIPS	Therapeutic Pharmaceutical Agents	Optometrists	3
Piatt	ALL ZIPS	Family Practice	Physicians	4
Piatt	ALL ZIPS	General Dentistry	Dentists	1
Piatt	ALL ZIPS	General Practice	Physicians	1
Piatt	ALL ZIPS	Chiropractors	Chiropractors	1

Table B.2: Specialists/Non-IHC Participating Primary Care Providers

The number of Non-Primary Care Providers accepting PCCM patients, by specialty designation, by Licensed profession and by county, and, for counties with a population of 100,000 or greater, by geo zip code

Piatt	ALL ZIPS	Nurse Practitioners	Nurse Practitioners	1
Piatt	ALL ZIPS	Physical Therapists	Physical Therapists	1
Piatt	ALL ZIPS	Occupational Therapists	Occupational Therapists	1
Piatt	ALL ZIPS	Speech Therapists	Speech Therapists	2
Piatt	ALL ZIPS	Obstetric-Gynecology	Physicians	1
Pike	ALL ZIPS	Clinical Pathology	Physicians	1
Pike	ALL ZIPS	Emergency Medicine	Physicians	3
Pike	ALL ZIPS	Family Practice	Physicians	3
Pike	ALL ZIPS	General Dentistry	Dentists	1
Pike	ALL ZIPS	General Practice	Physicians	1
Pike	ALL ZIPS	Internal Medicine	Physicians	3
Pike	ALL ZIPS	Nurse Practitioners	Nurse Practitioners	6
Pike	ALL ZIPS	Physical Therapists	Physical Therapists	4
Pike	ALL ZIPS	Pediatrics	Physicians	1
Pike	ALL ZIPS	Surgery General	Physicians	1
Pike	ALL ZIPS	Therapeutic Pharmaceutical Agents	Optometrists	2
Pope	ALL ZIPS	Emergency Medicine	Physicians	1
Pulaski	ALL ZIPS	Physical Therapists	Physical Therapists	2
Putnam	ALL ZIPS	Nurse Practitioners	Nurse Practitioners	1
Putnam	ALL ZIPS	Speech Therapists	Speech Therapists	1
Randolph	ALL ZIPS	Cardiology	Physicians	2
Randolph	ALL ZIPS	Cardiovascular Diseases	Physicians	2
Randolph	ALL ZIPS	Diagnostic Pharmaceutical Agents	Optometrists	1
Randolph	ALL ZIPS	Emergency Medicine	Physicians	5
Randolph	ALL ZIPS	Family Practice	Physicians	13
Randolph	ALL ZIPS	General Dentistry	Dentists	2
Randolph	ALL ZIPS	Chiropractors	Chiropractors	1
Randolph	ALL ZIPS	Nurse Practitioners	Nurse Practitioners	16
Randolph	ALL ZIPS	Nephrology	Physicians	2
Randolph	ALL ZIPS	Obstetric-Gynecology	Physicians	2
Randolph	ALL ZIPS	Psychiatry	Physicians	1
Randolph	ALL ZIPS	Pulmonary Diseases	Physicians	1
Randolph	ALL ZIPS	Surgery General	Physicians	3
Randolph	ALL ZIPS	Urological Surgery	Physicians	1
Richland	ALL ZIPS	Emergency Medicine	Physicians	6
Richland	ALL ZIPS	Family Practice	Physicians	5

Table B.2: Specialists/Non-IHC Participating Primary Care Providers

The number of Non-Primary Care Providers accepting PCCM patients, by specialty designation, by Licensed profession and by county, and, for counties with a population of 100,000 or greater, by geo zip code

Richland	ALL ZIPS	General Dentistry	Dentists	1
Richland	ALL ZIPS	Internal Medicine	Physicians	4
Richland	ALL ZIPS	Chiropractors	Chiropractors	3
Richland	ALL ZIPS	Nurse Practitioners	Nurse Practitioners	6
Richland	ALL ZIPS	Physical Therapists	Physical Therapists	1
Richland	ALL ZIPS	Occupational Therapists	Occupational Therapists	1
Richland	ALL ZIPS	Speech Therapists	Speech Therapists	4
Richland	ALL ZIPS	Neurology	Physicians	1
Richland	ALL ZIPS	Obstetric-Gynecology	Physicians	4
Richland	ALL ZIPS	Oncology	Physicians	1
Richland	ALL ZIPS	Orthopedic Surgery	Physicians	1
Richland	ALL ZIPS	Otorhinolaryngology	Physicians	1
Richland	ALL ZIPS	Pathology	Physicians	1
Richland	ALL ZIPS	Pediatrics	Physicians	2
Richland	ALL ZIPS	Psychiatry	Physicians	1
Richland	ALL ZIPS	Therapeutic Pharmaceutical Agents	Optometrists	2
Richland	ALL ZIPS	Thoracic Surgery	Physicians	1
Richland	ALL ZIPS	Urological Surgery	Physicians	1
Rock Island	612	Admitting Privileges	Physicians	1
Rock Island	612	Allergy-Immunization	Physicians	1
Rock Island	612	Anesthesiology	Physicians	17
Rock Island	612	Cardiology	Physicians	8
Rock Island	612	Cardiovascular Diseases	Physicians	7
Rock Island	612	Child Psychiatry	Physicians	1
Rock Island	612	Clinical Pathology	Physicians	1
Rock Island	612	Colon - Rectal Surgery	Physicians	1
Rock Island	612	Dermatology	Physicians	1
Rock Island	612	Diagnostic Pharmaceutical Agents	Optometrists	3
Rock Island	612	Emergency Medicine	Physicians	14
Rock Island	612	Endocrinology	Physicians	2
Rock Island	612	Endodontics	Dentists	1
Rock Island	612	Family Practice	Physicians	18
Rock Island	612	Gastroenterology	Physicians	11
Rock Island	612	General Dentistry	Dentists	17
Rock Island	612	General Practice	Physicians	3
Rock Island	612	General Psychiatry Residency	Nurse Practitioners	1
Rock Island	612	Gynecology	Physicians	1
Rock Island	612	Internal Medicine	Physicians	31
Rock Island	612	Maxillofacial Surgery	Physicians	1
Rock Island	612	Maxillofacial Surgery	Dentists	1

Table B.2: Specialists/Non-IHC Participating Primary Care Providers

The number of Non-Primary Care Providers accepting PCCM patients, by specialty designation, by Licensed profession and by county, and, for counties with a population of 100,000 or greater, by geo zip code

Rock Island	612	Physicians	Physicians	1
Rock Island	612	Optometrists	Optometrists	1
Rock Island	612	Podiatrists	Podiatrists	3
Rock Island	612	Chiropractors	Chiropractors	24
Rock Island	612	Nurse Practitioners	Nurse Practitioners	32
Rock Island	612	Physical Therapists	Physical Therapists	16
Rock Island	612	Occupational Therapists	Occupational Therapists	6
Rock Island	612	Speech Therapists	Speech Therapists	8
Rock Island	612	Audiologists	Audiologists	3
Rock Island	612	Neonatal-Perinatal Medicine	Physicians	1
Rock Island	612	Neonatology	Physicians	2
Rock Island	612	Nephrology	Physicians	5
Rock Island	612	Neurology	Physicians	7
Rock Island	612	Neurology Surgery	Physicians	1
Rock Island	612	Obstetric-Gynecology	Physicians	17
Rock Island	612	Oncology	Physicians	1
Rock Island	612	Ophthalmology	Physicians	19
Rock Island	612	Oral Surgery	Dentists	1
Rock Island	612	Orthodontist	Dentists	1
Rock Island	612	Orthopedic Surgery	Physicians	13
Rock Island	612	Otolaryngology	Physicians	1
Rock Island	612	Otorhinolaryngology	Physicians	2
Rock Island	612	Pathology	Physicians	16
Rock Island	612	Pediatric Cardiology	Physicians	1
Rock Island	612	Pediatrics	Physicians	8
Rock Island	612	Physical Medicine/Rehabilitation	Physicians	2
Rock Island	612	Plastic Surgery	Physicians	2
Rock Island	612	Psychiatry	Physicians	14
Rock Island	612	Pulmonary Diseases	Physicians	4
Rock Island	612	Radiation Oncology	Physicians	2
Rock Island	612	Radiology	Physicians	9
Rock Island	612	Radiology Diagnosis	Physicians	3
Rock Island	612	Radiology Therapeutic	Physicians	1
Rock Island	612	Surgery General	Physicians	11
Rock Island	612	Therapeutic Pharmaceutical Agents	Optometrists	10
Rock Island	612	Thoracic Surgery	Physicians	1
Rock Island	612	Urological Surgery	Physicians	1
Rock Island	612	Urology	Physicians	2
Saline	ALL ZIPS	Anesthesiology	Physicians	1
Saline	ALL ZIPS	Diagnostic Pharmaceutical Agents	Optometrists	1
Saline	ALL ZIPS	Emergency Medicine	Physicians	3

Table B.2: Specialists/Non-IHC Participating Primary Care Providers

The number of Non-Primary Care Providers accepting PCCM patients, by specialty designation, by Licensed profession and by county, and, for counties with a population of 100,000 or greater, by geo zip code

Saline	ALL ZIPS	Family Practice	Physicians	15
Saline	ALL ZIPS	General Dentistry	Dentists	2
Saline	ALL ZIPS	Internal Medicine	Physicians	5
Saline	ALL ZIPS	Chiropractors	Chiropractors	1
Saline	ALL ZIPS	Nurse Practitioners	Nurse Practitioners	10
Saline	ALL ZIPS	Occupational Therapists	Occupational Therapists	1
Saline	ALL ZIPS	Speech Therapists	Speech Therapists	3
Saline	ALL ZIPS	Pediatrics	Physicians	1
Saline	ALL ZIPS	Psychiatry	Physicians	1
Saline	ALL ZIPS	Radiation Oncology	Physicians	1
Saline	ALL ZIPS	Radiology Diagnosis	Physicians	1
Saline	ALL ZIPS	Surgery General	Physicians	3
Saline	ALL ZIPS	Therapeutic Pharmaceutical Agents	Optometrists	2
Saline	ALL ZIPS	Urological Surgery	Physicians	1
Sangamon	625	Physical Therapists	Physical Therapists	1
Sangamon	625	Occupational Therapists	Occupational Therapists	1
Sangamon	625	Speech Therapists	Speech Therapists	1
Sangamon	625	Pathology	Physicians	1
Sangamon	626	Diagnostic Pharmaceutical Agents	Optometrists	1
Sangamon	626	Family Practice	Physicians	2
Sangamon	626	Chiropractors	Chiropractors	1
Sangamon	626	Nurse Practitioners	Nurse Practitioners	2
Sangamon	626	Physical Therapists	Physical Therapists	2
Sangamon	626	Speech Therapists	Speech Therapists	6
Sangamon	627	Allergy	Physicians	1
Sangamon	627	Admitting Privileges	Physicians	2
Sangamon	627	Allergy-Immunization	Physicians	3
Sangamon	627	Anesthesiology	Physicians	32
Sangamon	627	Cardiology	Physicians	12
Sangamon	627	Cardiovascular Diseases	Physicians	16
Sangamon	627	Cardiovascular Surgery	Physicians	2
Sangamon	627	Child Neurology	Physicians	2
Sangamon	627	Child Psychiatry	Physicians	6
Sangamon	627	Colon - Rectal Surgery	Physicians	6
Sangamon	627	Dermatology	Physicians	15
Sangamon	627	Diabetics	Physicians	1
Sangamon	627	Diagnostic Pharmaceutical Agents	Optometrists	4

Table B.2: Specialists/Non-IHC Participating Primary Care Providers

The number of Non-Primary Care Providers accepting PCCM patients, by specialty designation, by Licensed profession and by county, and, for counties with a population of 100,000 or greater, by geo zip code

Sangamon	627	Emergency Medicine	Physicians	46
Sangamon	627	Endocrinology	Physicians	12
Sangamon	627	Family Practice	Physicians	50
Sangamon	627	Gastroenterology	Physicians	16
Sangamon	627	General Dentistry	Dentists	29
Sangamon	627	General Practice	Physicians	4
			Nurse	
Sangamon	627	General Psychiatry Residency	Practitioners	1
Sangamon	627	Gynecology	Physicians	3
Sangamon	627	Hematology	Physicians	5
Sangamon	627	Infectious Diseases	Physicians	11
Sangamon	627	Internal Medicine	Physicians	89
Sangamon	627	Maxillofacial Surgery	Dentists	1
Sangamon	627	Physicians	Physicians	1
Sangamon	627	Podiatrists	Podiatrists	5
Sangamon	627	Chiropractors	Chiropractors	3
			Nurse	
Sangamon	627	Nurse Practitioners	Practitioners	105
			Registered	
Sangamon	627	Registered nurse	nurse	1
			Physical	
Sangamon	627	Physical Therapists	Therapists	19
			Occupational	
Sangamon	627	Occupational Therapists	Therapists	5
			Speech	
Sangamon	627	Speech Therapists	Therapists	6
Sangamon	627	Audiologists	Audiologists	16
Sangamon	627	Neonatology	Physicians	3
Sangamon	627	Nephrology	Physicians	12
Sangamon	627	Neurology	Physicians	14
Sangamon	627	Neurology Surgery	Physicians	5
Sangamon	627	Obstetric-Gynecology	Physicians	43
Sangamon	627	Obstetrics	Physicians	1
Sangamon	627	Oncology	Physicians	10
Sangamon	627	Ophthalmology	Physicians	19
Sangamon	627	Orthopedic Surgery	Physicians	29
Sangamon	627	Otolaryngology	Physicians	4
Sangamon	627	Otorhinolaryngology	Physicians	9
Sangamon	627	Pathology	Physicians	22
Sangamon	627	Pediatric Cardiology	Physicians	2
Sangamon	627	Pediatric Hematology Oncology	Physicians	2
Sangamon	627	Pediatric Pulmonary	Physicians	1
Sangamon	627	Pediatric Surgery	Physicians	10
Sangamon	627	Pediatrics	Physicians	28
Sangamon	627	Pedodontics	Physicians	1
Sangamon	627	Pedodontics	Dentists	2

Table B.2: Specialists/Non-IHC Participating Primary Care Providers

The number of Non-Primary Care Providers accepting PCCM patients, by specialty designation, by Licensed profession and by county, and, for counties with a population of 100,000 or greater, by geo zip code

Sangamon	627	Physical Medicine/Rehabilitation	Physicians	4
Sangamon	627	Plastic Surgery	Physicians	8
Sangamon	627	Psychiatry	Physicians	28
Sangamon	627	Pulmonary Diseases	Physicians	18
Sangamon	627	Radiation Oncology	Physicians	1
Sangamon	627	Radiology	Physicians	35
Sangamon	627	Radiology Diagnosis	Physicians	39
Sangamon	627	Radiology Therapeutic	Physicians	2
Sangamon	627	Reproductive Endocrinology	Physicians	1
Sangamon	627	Rheumatology	Physicians	9
Sangamon	627	Surgery General	Physicians	20
Sangamon	627	Therapeutic Pharmaceutical Agents	Optometrists	21
Sangamon	627	Thoracic Surgery	Physicians	3
Sangamon	627	Traumatic Surgery	Physicians	3
Sangamon	627	Urological Surgery	Physicians	3
Sangamon	627	Urology	Physicians	7
Sangamon	627	Vascular Surgery	Physicians	5
Sangamon	672	Family Practice	Physicians	1
Schuyler	ALL ZIPS	Emergency Medicine	Physicians	1
Schuyler	ALL ZIPS	Family Practice	Physicians	4
Schuyler	ALL ZIPS	General Dentistry	Dentists	1
Schuyler	ALL ZIPS	Internal Medicine	Physicians	1
Schuyler	ALL ZIPS	Speech Therapists	Speech Therapists	1
Schuyler	ALL ZIPS	Psychiatry	Physicians	1
Scott	ALL ZIPS	General Dentistry	Dentists	1
Scott	ALL ZIPS	Speech Therapists	Speech Therapists	1
Shelby	ALL ZIPS	Emergency Medicine	Physicians	4
Shelby	ALL ZIPS	General Dentistry	Dentists	3
Shelby	ALL ZIPS	Internal Medicine	Physicians	1
Shelby	ALL ZIPS	Nurse Practitioners	Nurse Practitioners	2
Shelby	ALL ZIPS	Physical Therapists	Physical Therapists	1
Shelby	ALL ZIPS	Occupational Therapists	Occupational Therapists	1
Shelby	ALL ZIPS	Speech Therapists	Speech Therapists	3
Shelby	ALL ZIPS	Surgery General	Physicians	1
Shelby	ALL ZIPS	Therapeutic Pharmaceutical Agents	Optometrists	1
St Clair	620	Internal Medicine	Physicians	1
St Clair	622	Allergy-Immunization	Physicians	3
St Clair	622	Anesthesiology	Physicians	17
St Clair	622	Cardiology	Physicians	3
St Clair	622	Cardiovascular Diseases	Physicians	12

Table B.2: Specialists/Non-IHC Participating Primary Care Providers

The number of Non-Primary Care Providers accepting PCCM patients, by specialty designation, by Licensed profession and by county, and, for counties with a population of 100,000 or greater, by geo zip code

St Clair	622	Cardiovascular Surgery	Physicians	1
St Clair	622	Child Psychiatry	Physicians	2
St Clair	622	Dermatology	Physicians	3
St Clair	622	Diagnostic Pharmaceutical Agents	Optometrists	4
St Clair	622	Emergency Medicine	Physicians	30
St Clair	622	Endocrinology	Physicians	2
St Clair	622	Family Practice	Physicians	44
St Clair	622	Gastroenterology	Physicians	5
St Clair	622	General Dentistry	Dentists	29
St Clair	622	General Practice	Physicians	2
			Nurse	
St Clair	622	General Psychiatry Residency	Practitioners	1
St Clair	622	Internal Medicine	Physicians	48
St Clair	622	Maternal and Fetal Medicine	Physicians	1
St Clair	622	Podiatrists	Podiatrists	5
St Clair	622	Chiropractors	Chiropractors	7
			Nurse	
St Clair	622	Nurse Practitioners	Practitioners	93
			Physical	
St Clair	622	Physical Therapists	Therapists	9
			Occupational	
St Clair	622	Occupational Therapists	Therapists	3
			Speech	
St Clair	622	Speech Therapists	Therapists	27
St Clair	622	Audiologists	Audiologists	4
St Clair	622	Neonatal-Perinatal Medicine	Physicians	1
St Clair	622	Nephrology	Physicians	5
St Clair	622	Neurology	Physicians	5
St Clair	622	Neurology Surgery	Physicians	4
St Clair	622	Obstetric-Gynecology	Physicians	18
St Clair	622	Oncology	Physicians	5
St Clair	622	Ophthalmology	Physicians	12
St Clair	622	Orthopedic Surgery	Physicians	12
St Clair	622	Otolaryngology	Physicians	1
St Clair	622	Otorhinolaryngology	Physicians	5
St Clair	622	Pathology	Physicians	5
St Clair	622	Pediatrics	Physicians	17
St Clair	622	Physical Medicine/Rehabilitation	Physicians	3
St Clair	622	Plastic Surgery	Physicians	3
St Clair	622	Psychiatry	Physicians	14
St Clair	622	Pulmonary Diseases	Physicians	7
St Clair	622	Radiology	Physicians	5
St Clair	622	Radiology Diagnosis	Physicians	12
St Clair	622	Radiology Therapeutic	Physicians	1
St Clair	622	Rheumatology	Physicians	1

Table B.2: Specialists/Non-IHC Participating Primary Care Providers

The number of Non-Primary Care Providers accepting PCCM patients, by specialty designation, by Licensed profession and by county, and, for counties with a population of 100,000 or greater, by geo zip code

St Clair	622	Surgery General	Physicians	13
St Clair	622	Surgery Hand	Physicians	1
St Clair	622	Therapeutic Pharmaceutical Agents	Optometrists	18
St Clair	622	Thoracic Surgery	Physicians	3
St Clair	622	Urological Surgery	Physicians	2
St Clair	622	Urology	Physicians	4
St Clair	622	Vascular Surgery	Physicians	3
Stark	ALL ZIPS	Family Practice	Physicians	1
			Nurse	
Stark	ALL ZIPS	n/a	Practitioners	2
Stephenson	ALL ZIPS	Allergy	Physicians	1
Stephenson	ALL ZIPS	Cardiology	Physicians	3
Stephenson	ALL ZIPS	Cardiovascular Diseases	Physicians	1
Stephenson	ALL ZIPS	Diagnostic Pharmaceutical Agents	Optometrists	3
Stephenson	ALL ZIPS	Emergency Medicine	Physicians	17
Stephenson	ALL ZIPS	Family Practice	Physicians	4
Stephenson	ALL ZIPS	Gastroenterology	Physicians	1
Stephenson	ALL ZIPS	General Dentistry	Dentists	7
Stephenson	ALL ZIPS	Geriatrics	Physicians	1
Stephenson	ALL ZIPS	Hematology	Physicians	4
Stephenson	ALL ZIPS	Internal Medicine	Physicians	5
Stephenson	ALL ZIPS	Physicians	Physicians	1
Stephenson	ALL ZIPS	Optometrists	Optometrists	2
Stephenson	ALL ZIPS	Podiatrists	Podiatrists	1
Stephenson	ALL ZIPS	Chiropractors	Chiropractors	4
			Nurse	
Stephenson	ALL ZIPS	Nurse Practitioners	Practitioners	14
			Physical	
Stephenson	ALL ZIPS	Physical Therapists	Therapists	3
			Occupational	
Stephenson	ALL ZIPS	Occupational Therapists	Therapists	2
			Speech	
Stephenson	ALL ZIPS	Speech Therapists	Therapists	1
Stephenson	ALL ZIPS	Audiologists	Audiologists	2
Stephenson	ALL ZIPS	Neurology	Physicians	1
Stephenson	ALL ZIPS	Obstetric-Gynecology	Physicians	7
Stephenson	ALL ZIPS	Oncology	Physicians	6
Stephenson	ALL ZIPS	Ophthalmology	Physicians	3
Stephenson	ALL ZIPS	Orthopedic Surgery	Physicians	4
Stephenson	ALL ZIPS	Otorhinolaryngology	Physicians	2
Stephenson	ALL ZIPS	Pathology	Physicians	1
Stephenson	ALL ZIPS	Pediatrics	Physicians	1
Stephenson	ALL ZIPS	Psychiatry	Physicians	2
Stephenson	ALL ZIPS	Radiation Oncology	Physicians	11
Stephenson	ALL ZIPS	Radiology	Physicians	3

Table B.2: Specialists/Non-IHC Participating Primary Care Providers

The number of Non-Primary Care Providers accepting PCCM patients, by specialty designation, by Licensed profession and by county, and, for counties with a population of 100,000 or greater, by geo zip code

Stephenson	ALL ZIPS	Radiology Diagnosis	Physicians	2
Stephenson	ALL ZIPS	Surgery General	Physicians	3
Stephenson	ALL ZIPS	Therapeutic Pharmaceutical Agents	Optometrists	4
Stephenson	ALL ZIPS	Urological Surgery	Physicians	1
Tazewell	615	Allergy	Physicians	1
Tazewell	615	Anesthesiology	Physicians	3
Tazewell	615	Cardiology	Physicians	1
Tazewell	615	Cardiovascular Diseases	Physicians	3
Tazewell	615	Diagnostic Pharmaceutical Agents	Optometrists	3
Tazewell	615	Emergency Medicine	Physicians	3
Tazewell	615	Family Practice	Physicians	10
Tazewell	615	Gastroenterology	Physicians	1
Tazewell	615	General Dentistry	Dentists	11
Tazewell	615	Internal Medicine	Physicians	10
Tazewell	615	Podiatrists	Podiatrists	2
Tazewell	615	Chiropractors	Chiropractors	3
			Nurse	
Tazewell	615	Nurse Practitioners	Practitioners	16
			Occupational	
Tazewell	615	Occupational Therapists	Therapists	1
			Speech	
Tazewell	615	Speech Therapists	Therapists	2
Tazewell	615	Audiologists	Audiologists	4
Tazewell	615	Obstetric-Gynecology	Physicians	3
Tazewell	615	Ophthalmology	Physicians	2
Tazewell	615	Orthodontist	Dentists	1
Tazewell	615	Orthopedic Surgery	Physicians	3
Tazewell	615	Otorhinolaryngology	Physicians	2
Tazewell	615	Pediatrics	Physicians	6
Tazewell	615	Psychiatry	Physicians	1
Tazewell	615	Pulmonary Diseases	Physicians	2
Tazewell	615	Therapeutic Pharmaceutical Agents	Optometrists	6
Tazewell	615	Urology	Physicians	1
Tazewell	616	Family Practice	Physicians	3
Tazewell	616	General Dentistry	Dentists	1
Tazewell	616	Podiatrists	Podiatrists	1
Tazewell	616	Chiropractors	Chiropractors	1
			Nurse	
Tazewell	616	Nurse Practitioners	Practitioners	1
			Physical	
Tazewell	616	Physical Therapists	Therapists	1
			Occupational	
Tazewell	616	Occupational Therapists	Therapists	1
			Speech	
Tazewell	616	Speech Therapists	Therapists	6
Tazewell	616	Oral Surgery	Dentists	1

Table B.2: Specialists/Non-IHC Participating Primary Care Providers

The number of Non-Primary Care Providers accepting PCCM patients, by specialty designation, by Licensed profession and by county, and, for counties with a population of 100,000 or greater, by geo zip code

Tazewell	616	Psychiatry	Physicians	1
Tazewell	616	Therapeutic Pharmaceutical Agents	Optometrists	2
Tazewell	616	Urology	Physicians	1
Tazewell	617	Anesthesiology	Physicians	1
Tazewell	617	Diagnostic Pharmaceutical Agents	Optometrists	1
Tazewell	617	General Practice	Physicians	1
Tazewell	617	Pediatrics	Physicians	1
Tazewell	617	Surgery General	Physicians	2
Tazewell	617	Vascular Surgery	Physicians	1
Union	ALL ZIPS	Emergency Medicine	Physicians	7
Union	ALL ZIPS	Family Practice	Physicians	4
Union	ALL ZIPS	Internal Medicine	Physicians	2
Union	ALL ZIPS	Podiatrists	Podiatrists	1
Union	ALL ZIPS	Chiropractors	Chiropractors	2
Union	ALL ZIPS	Nurse Practitioners	Nurse Practitioners	2
Union	ALL ZIPS	Speech Therapists	Speech Therapists	3
Union	ALL ZIPS	Obstetric-Gynecology	Physicians	1
Union	ALL ZIPS	Psychiatry	Physicians	1
Union	ALL ZIPS	Surgery General	Physicians	2
Union	ALL ZIPS	Therapeutic Pharmaceutical Agents	Optometrists	1
Vermilion	ALL ZIPS	Allergy-Immunization	Physicians	1
Vermilion	ALL ZIPS	Anesthesiology	Physicians	9
Vermilion	ALL ZIPS	Cardiology	Physicians	2
Vermilion	ALL ZIPS	Cardiovascular Diseases	Physicians	1
Vermilion	ALL ZIPS	Emergency Medicine	Physicians	22
Vermilion	ALL ZIPS	Family Practice	Physicians	15
Vermilion	ALL ZIPS	Gastroenterology	Physicians	1
Vermilion	ALL ZIPS	General Dentistry	Dentists	1
Vermilion	ALL ZIPS	Internal Medicine	Physicians	7
Vermilion	ALL ZIPS	Chiropractors	Chiropractors	2
Vermilion	ALL ZIPS	Nurse Practitioners	Nurse Practitioners	18
Vermilion	ALL ZIPS	Physical Therapists	Physical Therapists	1
Vermilion	ALL ZIPS	Speech Therapists	Speech Therapists	2
Vermilion	ALL ZIPS	Audiologists	Audiologists	2
Vermilion	ALL ZIPS	Neurology	Physicians	1
Vermilion	ALL ZIPS	Obstetric-Gynecology	Physicians	7
Vermilion	ALL ZIPS	Oncology	Physicians	1
Vermilion	ALL ZIPS	Ophthalmology	Physicians	7
Vermilion	ALL ZIPS	Orthopedic Surgery	Physicians	1
Vermilion	ALL ZIPS	Otorhinolaryngology	Physicians	1

Table B.2: Specialists/Non-IHC Participating Primary Care Providers

The number of Non-Primary Care Providers accepting PCCM patients, by specialty designation, by Licensed profession and by county, and, for counties with a population of 100,000 or greater, by geo zip code

Vermilion	ALL ZIPS	Pediatric Radiology	Physicians	2
Vermilion	ALL ZIPS	Pediatrics	Physicians	5
Vermilion	ALL ZIPS	Physical Medicine/Rehabilitation	Physicians	2
Vermilion	ALL ZIPS	Plastic Surgery	Physicians	1
Vermilion	ALL ZIPS	Psychiatry	Physicians	4
Vermilion	ALL ZIPS	Pulmonary Diseases	Physicians	1
Vermilion	ALL ZIPS	Radiology	Physicians	3
Vermilion	ALL ZIPS	Radiology Diagnosis	Physicians	1
Vermilion	ALL ZIPS	Radiology Therapeutic	Physicians	1
Vermilion	ALL ZIPS	Surgery General	Physicians	6
Vermilion	ALL ZIPS	Therapeutic Pharmaceutical Agents	Optometrists	5
Vermilion	ALL ZIPS	Traumatic Surgery	Physicians	1
Vermilion	ALL ZIPS	Urological Surgery	Physicians	1
Wabash	ALL ZIPS	Diagnostic Pharmaceutical Agents	Optometrists	1
Wabash	ALL ZIPS	Emergency Medicine	Physicians	5
Wabash	ALL ZIPS	Family Practice	Physicians	3
Wabash	ALL ZIPS	Internal Medicine	Physicians	3
Wabash	ALL ZIPS	Chiropractors	Chiropractors	2
Wabash	ALL ZIPS	Nurse Practitioners	Nurse Practitioners	2
Wabash	ALL ZIPS	Orthopedic Surgery	Physicians	2
Wabash	ALL ZIPS	Radiology	Physicians	1
Wabash	ALL ZIPS	Surgery General	Physicians	2
Warren	ALL ZIPS	Emergency Medicine	Physicians	1
Warren	ALL ZIPS	Family Practice	Physicians	5
Warren	ALL ZIPS	General Dentistry	Dentists	1
Warren	ALL ZIPS	General Practice	Physicians	2
Warren	ALL ZIPS	Internal Medicine	Physicians	2
Warren	ALL ZIPS	Podiatrists	Podiatrists	1
Warren	ALL ZIPS	Chiropractors	Chiropractors	2
Warren	ALL ZIPS	Physical Therapists	Physical Therapists	1
Warren	ALL ZIPS	Pediatrics	Physicians	1
Warren	ALL ZIPS	Surgery General	Physicians	1
Warren	ALL ZIPS	Therapeutic Pharmaceutical Agents	Optometrists	2
Washington	ALL ZIPS	Cardiology	Physicians	1
Washington	ALL ZIPS	Cardiovascular Diseases	Physicians	2
Washington	ALL ZIPS	Emergency Medicine	Physicians	2
Washington	ALL ZIPS	Family Practice	Physicians	3
Washington	ALL ZIPS	Internal Medicine	Physicians	1
Washington	ALL ZIPS	Chiropractors	Chiropractors	1
Washington	ALL ZIPS	Nurse Practitioners	Nurse Practitioners	3
Washington	ALL ZIPS	Physical Therapists	Physical Therapists	2

Table B.2: Specialists/Non-IHC Participating Primary Care Providers

The number of Non-Primary Care Providers accepting PCCM patients, by specialty designation, by Licensed profession and by county, and, for counties with a population of 100,000 or greater, by geo zip code

Washington	ALL ZIPS	Speech Therapists	Speech Therapists	2
Washington	ALL ZIPS	Occupational Medicine	Physicians	1
Washington	ALL ZIPS	Orthopedic Surgery	Physicians	1
Washington	ALL ZIPS	Radiology Diagnosis	Physicians	1
Washington	ALL ZIPS	Therapeutic Pharmaceutical Agents	Optometrists	1
Washington	ALL ZIPS	Urology	Physicians	1
Wayne	ALL ZIPS	Emergency Medicine	Physicians	2
Wayne	ALL ZIPS	Family Practice	Physicians	8
Wayne	ALL ZIPS	Nurse Practitioners	Nurse Practitioners	1
Wayne	ALL ZIPS	Speech Therapists	Speech Therapists	2
Wayne	ALL ZIPS	Pediatrics	Physicians	2
Wayne	ALL ZIPS	Surgery General	Physicians	1
Wayne	ALL ZIPS	Therapeutic Pharmaceutical Agents	Optometrists	1
White	ALL ZIPS	Diagnostic Pharmaceutical Agents	Optometrists	1
White	ALL ZIPS	Family Practice	Physicians	2
White	ALL ZIPS	Internal Medicine	Physicians	1
White	ALL ZIPS	Nurse Practitioners	Nurse Practitioners	1
White	ALL ZIPS	Physical Therapists	Physical Therapists	1
White	ALL ZIPS	Occupational Therapists	Occupational Therapists	1
White	ALL ZIPS	Speech Therapists	Speech Therapists	1
White	ALL ZIPS	Therapeutic Pharmaceutical Agents	Optometrists	1
Whiteside	ALL ZIPS	Anesthesiology	Physicians	2
Whiteside	ALL ZIPS	Cardiology	Physicians	3
Whiteside	ALL ZIPS	Cardiovascular Diseases	Physicians	4
Whiteside	ALL ZIPS	Dermatology	Physicians	2
Whiteside	ALL ZIPS	Diagnostic Pharmaceutical Agents	Optometrists	2
Whiteside	ALL ZIPS	Emergency Medicine	Physicians	6
Whiteside	ALL ZIPS	Family Practice	Physicians	6
Whiteside	ALL ZIPS	Gastroenterology	Physicians	2
Whiteside	ALL ZIPS	General Dentistry	Dentists	3
Whiteside	ALL ZIPS	General Practice	Physicians	1
Whiteside	ALL ZIPS	Hematology	Physicians	1
Whiteside	ALL ZIPS	Infectious Diseases	Physicians	1
Whiteside	ALL ZIPS	Internal Medicine	Physicians	10
Whiteside	ALL ZIPS	Optometrists	Optometrists	1
Whiteside	ALL ZIPS	Podiatrists	Podiatrists	2
Whiteside	ALL ZIPS	Chiropractors	Chiropractors	6
Whiteside	ALL ZIPS	Nurse Practitioners	Nurse Practitioners	25

Table B.2: Specialists/Non-IHC Participating Primary Care Providers

The number of Non-Primary Care Providers accepting PCCM patients, by specialty designation, by Licensed profession and by county, and, for counties with a population of 100,000 or greater, by geo zip code

Whiteside	ALL ZIPS	Physical Therapists	Physical Therapists	7
Whiteside	ALL ZIPS	Occupational Therapists	Occupational Therapists	2
Whiteside	ALL ZIPS	Speech Therapists	Speech Therapists	1
Whiteside	ALL ZIPS	Audiologists	Audiologists	2
Whiteside	ALL ZIPS	Neurology	Physicians	2
Whiteside	ALL ZIPS	Obstetric-Gynecology	Physicians	4
Whiteside	ALL ZIPS	Ophthalmology	Physicians	2
Whiteside	ALL ZIPS	Oral Surgery	Dentists	1
Whiteside	ALL ZIPS	Orthodontist	Dentists	1
Whiteside	ALL ZIPS	Orthopedic Surgery	Physicians	3
Whiteside	ALL ZIPS	Otorhinolaryngology	Physicians	3
Whiteside	ALL ZIPS	Pathology	Physicians	2
Whiteside	ALL ZIPS	Pediatric Pulmonary	Physicians	1
Whiteside	ALL ZIPS	Pedodontics	Dentists	1
Whiteside	ALL ZIPS	Psychiatry	Physicians	1
Whiteside	ALL ZIPS	Pulmonary Diseases	Physicians	2
Whiteside	ALL ZIPS	Radiology	Physicians	2
Whiteside	ALL ZIPS	Radiology Diagnosis	Physicians	2
Whiteside	ALL ZIPS	Rheumatology	Physicians	1
Whiteside	ALL ZIPS	Surgery General	Physicians	3
Whiteside	ALL ZIPS	Therapeutic Pharmaceutical Agents	Optometrists	3
Whiteside	ALL ZIPS	Urological Surgery	Physicians	1
Whiteside	ALL ZIPS	Urology	Physicians	2
Will	604	Allergy-Immunization	Physicians	3
Will	604	Anesthesiology	Physicians	51
Will	604	Cardiology	Physicians	7
Will	604	Cardiovascular Diseases	Physicians	18
Will	604	Child/Adolescent Psychiatry Residency	Nurse Practitioners	1
Will	604	Dermatology	Physicians	10
Will	604	Diagnostic Pharmaceutical Agents	Optometrists	2
Will	604	Emergency Medicine	Physicians	88
Will	604	Endocrinology	Physicians	4
Will	604	Family Practice	Physicians	39
Will	604	Gastroenterology	Physicians	5
Will	604	General Dentistry	Dentists	70
Will	604	General Practice	Physicians	4
Will	604	General Practice	Dentists	2
Will	604	General Psychiatry Residency	Nurse Practitioners	2
Will	604	Gynecology	Physicians	2
Will	604	Hematology	Physicians	4

Table B.2: Specialists/Non-IHC Participating Primary Care Providers

The number of Non-Primary Care Providers accepting PCCM patients, by specialty designation, by Licensed profession and by county, and, for counties with a population of 100,000 or greater, by geo zip code

Will	604	Immunology	Physicians	1
Will	604	Infectious Diseases	Physicians	4
Will	604	Internal Medicine	Physicians	77
Will	604	Physicians	Physicians	1
Will	604	Podiatrists	Podiatrists	11
Will	604	Chiropractors	Chiropractors	4
Will	604	Nurse Practitioners	Nurse Practitioners	82
Will	604	Physical Therapists	Physical Therapists	27
Will	604	Occupational Therapists	Occupational Therapists	20
Will	604	Speech Therapists	Speech Therapists	47
Will	604	Neonatal-Perinatal Medicine	Physicians	4
Will	604	Neonatology	Physicians	3
Will	604	Nephrology	Physicians	7
Will	604	Neurology	Physicians	13
Will	604	Neurology Surgery	Physicians	6
Will	604	Neuropathology	Physicians	1
Will	604	Obstetric-Gynecology	Physicians	26
Will	604	Occupational Medicine	Physicians	1
Will	604	Oncology	Physicians	12
Will	604	Ophthalmology	Physicians	13
Will	604	Oral Surgery	Dentists	1
Will	604	Orthodontist	Dentists	1
Will	604	Orthopedic Surgery	Physicians	16
Will	604	Otorhinolaryngology	Physicians	1
Will	604	Pathology	Physicians	10
Will	604	Pediatric Endocrinology	Physicians	1
Will	604	Pediatric Pulmonary	Physicians	1
Will	604	Pediatrics	Physicians	23
Will	604	Pedodontics	Physicians	1
Will	604	Pedodontics	Dentists	1
Will	604	Physical Medicine/Rehabilitation	Physicians	7
Will	604	Plastic Surgery	Physicians	1
Will	604	Psychiatry	Physicians	10
Will	604	Pulmonary Diseases	Physicians	14
Will	604	Radiation Oncology	Physicians	1
Will	604	Radiology	Physicians	4
Will	604	Radiology Diagnosis	Physicians	13
Will	604	Radiology Therapeutic	Physicians	1
Will	604	Reproductive Endocrinology	Physicians	1
Will	604	Rheumatology	Physicians	3
Will	604	Surgery General	Physicians	21

Table B.2: Specialists/Non-IHC Participating Primary Care Providers

The number of Non-Primary Care Providers accepting PCCM patients, by specialty designation, by Licensed profession and by county, and, for counties with a population of 100,000 or greater, by geo zip code

Will	604	Surgery Hand	Physicians	1
Will	604	Therapeutic Pharmaceutical Agents	Optometrists	13
Will	604	Traumatic Surgery	Physicians	1
Will	604	Unspecified	Physicians	1
Will	604	Urological Surgery	Physicians	4
Will	604	Urology	Physicians	5
Will	605	Dermatology	Physicians	1
Will	605	Diagnostic Pharmaceutical Agents	Optometrists	1
Will	605	Emergency Medicine	Physicians	3
Will	605	Family Practice	Physicians	10
Will	605	General Dentistry	Dentists	13
Will	605	Internal Medicine	Physicians	2
Will	605	Podiatrists	Podiatrists	4
Will	605	Chiropractors	Chiropractors	4
			Nurse	
Will	605	Nurse Practitioners	Practitioners	30
			Physical	
Will	605	Physical Therapists	Therapists	3
			Occupational	
Will	605	Occupational Therapists	Therapists	6
			Speech	
Will	605	Speech Therapists	Therapists	11
Will	605	Obstetric-Gynecology	Physicians	2
Will	605	Oncology	Physicians	1
Will	605	Orthopedic Surgery	Physicians	1
Will	605	Pediatrics	Physicians	3
Will	605	Pedodontics	Dentists	1
Will	605	Psychiatry	Physicians	3
Will	605	Therapeutic Pharmaceutical Agents	Optometrists	4
Williamson	ALL ZIPS	Anesthesiology	Physicians	8
Williamson	ALL ZIPS	Cardiology	Physicians	2
Williamson	ALL ZIPS	Cardiovascular Diseases	Physicians	3
Williamson	ALL ZIPS	Cardiovascular Surgery	Physicians	2
			Nurse	
Williamson	ALL ZIPS	Residency	Practitioners	1
Williamson	ALL ZIPS	Diagnostic Pharmaceutical Agents	Optometrists	5
Williamson	ALL ZIPS	Emergency Medicine	Physicians	19
Williamson	ALL ZIPS	Endocrinology	Physicians	2
Williamson	ALL ZIPS	Family Practice	Physicians	17
Williamson	ALL ZIPS	Gastroenterology	Physicians	2
Williamson	ALL ZIPS	General Dentistry	Dentists	7
Williamson	ALL ZIPS	General Practice	Physicians	3
			Nurse	
Williamson	ALL ZIPS	General Psychiatry Residency	Practitioners	1
Williamson	ALL ZIPS	Infectious Diseases	Physicians	1
Williamson	ALL ZIPS	Internal Medicine	Physicians	32

Table B.2: Specialists/Non-IHC Participating Primary Care Providers

The number of Non-Primary Care Providers accepting PCCM patients, by specialty designation, by Licensed profession and by county, and, for counties with a population of 100,000 or greater, by geo zip code

Williamson	ALL ZIPS	Physicians	Physicians	1
Williamson	ALL ZIPS	Dentists	Dentists	1
Williamson	ALL ZIPS	Podiatrists	Podiatrists	2
Williamson	ALL ZIPS	Chiropractors	Chiropractors	7
Williamson	ALL ZIPS	Nurse Practitioners	Nurse Practitioners	23
Williamson	ALL ZIPS	Physical Therapists	Physical Therapists	17
Williamson	ALL ZIPS	Occupational Therapists	Occupational Therapists	6
Williamson	ALL ZIPS	Speech Therapists	Speech Therapists	6
Williamson	ALL ZIPS	Audiologists	Audiologists	2
Williamson	ALL ZIPS	Nephrology	Physicians	3
Williamson	ALL ZIPS	Neurology	Physicians	1
Williamson	ALL ZIPS	Neurology Surgery	Physicians	1
Williamson	ALL ZIPS	Obstetric-Gynecology	Physicians	13
Williamson	ALL ZIPS	Ophthalmology	Physicians	9
Williamson	ALL ZIPS	Orthopedic Surgery	Physicians	14
Williamson	ALL ZIPS	Otorhinolaryngology	Physicians	2
Williamson	ALL ZIPS	Pathology	Physicians	1
Williamson	ALL ZIPS	Pediatrics	Physicians	2
Williamson	ALL ZIPS	Physical Medicine/Rehabilitation	Physicians	3
Williamson	ALL ZIPS	Psychiatry	Physicians	1
Williamson	ALL ZIPS	Pulmonary Diseases	Physicians	1
Williamson	ALL ZIPS	Radiology Diagnosis	Physicians	3
Williamson	ALL ZIPS	Radiology Therapeutic	Physicians	1
Williamson	ALL ZIPS	Surgery General	Physicians	6
Williamson	ALL ZIPS	Therapeutic Pharmaceutical Agents	Optometrists	10
Williamson	ALL ZIPS	Urology	Physicians	3
Winnebago	610	Family Practice	Physicians	2
Winnebago	610	General Dentistry	Dentists	1
Winnebago	610	Internal Medicine	Physicians	3
Winnebago	610	Chiropractors	Chiropractors	8
Winnebago	610	Nurse Practitioners	Nurse Practitioners	7
Winnebago	610	Physical Therapists	Physical Therapists	1
Winnebago	610	Occupational Therapists	Occupational Therapists	2
Winnebago	610	Speech Therapists	Speech Therapists	1
Winnebago	610	Obstetric-Gynecology	Physicians	1
Winnebago	610	Psychiatry	Physicians	1
Winnebago	611	Allergy	Physicians	1
Winnebago	611	Allergy-Immunization	Physicians	2

Table B.2: Specialists/Non-IHC Participating Primary Care Providers

The number of Non-Primary Care Providers accepting PCCM patients, by specialty designation, by Licensed profession and by county, and, for counties with a population of 100,000 or greater, by geo zip code

Winnebago	611	Anesthesiology	Physicians	60
Winnebago	611	Cardiology	Physicians	12
Winnebago	611	Cardiovascular Diseases	Physicians	10
Winnebago	611	Cardiovascular Surgery	Physicians	7
Winnebago	611	Child Neurology	Physicians	2
Winnebago	611	Child Psychiatry	Physicians	3
Winnebago	611	Colon - Rectal Surgery	Physicians	1
Winnebago	611	Dermatology	Physicians	5
Winnebago	611	Diagnostic Pharmaceutical Agents	Optometrists	3
Winnebago	611	Emergency Medicine	Physicians	56
Winnebago	611	Endocrinology	Physicians	2
Winnebago	611	Family Practice	Physicians	45
Winnebago	611	Gastroenterology	Physicians	17
Winnebago	611	General Dentistry	Dentists	30
Winnebago	611	General Practice	Physicians	4
			Nurse	
Winnebago	611	General Psychiatry Residency	Practitioners	1
Winnebago	611	Gynecology	Physicians	1
Winnebago	611	Hematology	Physicians	3
Winnebago	611	Infectious Diseases	Physicians	7
Winnebago	611	Internal Medicine	Physicians	68
Winnebago	611	Maternal and Fetal Medicine	Physicians	5
Winnebago	611	Physicians	Physicians	1
Winnebago	611	Dentists	Dentists	1
Winnebago	611	Optometrists	Optometrists	1
Winnebago	611	Podiatrists	Podiatrists	9
Winnebago	611	Chiropractors	Chiropractors	6
			Nurse	
Winnebago	611	Nurse Practitioners	Practitioners	86
			Physical	
Winnebago	611	Physical Therapists	Therapists	41
			Occupational	
Winnebago	611	Occupational Therapists	Therapists	12
			Speech	
Winnebago	611	Speech Therapists	Therapists	11
Winnebago	611	Audiologists	Audiologists	8
Winnebago	611	Neonatal-Perinatal Medicine	Physicians	3
Winnebago	611	Neonatology	Physicians	3
Winnebago	611	Nephrology	Physicians	9
Winnebago	611	Neurology	Physicians	15
Winnebago	611	Neurology Surgery	Physicians	6
Winnebago	611	Obstetric-Gynecology	Physicians	38
Winnebago	611	Oncology	Physicians	10
Winnebago	611	Ophthalmology	Physicians	12
Winnebago	611	Orthopedic Surgery	Physicians	29

Table B.2: Specialists/Non-IHC Participating Primary Care Providers

The number of Non-Primary Care Providers accepting PCCM patients, by specialty designation, by Licensed profession and by county, and, for counties with a population of 100,000 or greater, by geo zip code

Winnebago	611	Other Specialty	Physicians	1
Winnebago	611	Otolaryngology	Physicians	2
Winnebago	611	Otorhinolaryngology	Physicians	6
Winnebago	611	Pain Medicine	Physicians	1
Winnebago	611	Pathology	Physicians	13
Winnebago	611	Pediatric Cardiology	Physicians	2
Winnebago	611	Pediatric Pulmonary	Physicians	1
Winnebago	611	Pediatric Surgery	Physicians	2
Winnebago	611	Pediatrics	Physicians	35
Winnebago	611	Physical Medicine/Rehabilitation	Physicians	8
Winnebago	611	Plastic Surgery	Physicians	4
Winnebago	611	Psychiatry	Physicians	17
Winnebago	611	Pulmonary Diseases	Physicians	7
Winnebago	611	Radiation Oncology	Physicians	2
Winnebago	611	Radiology	Physicians	6
Winnebago	611	Radiology Diagnosis	Physicians	14
Winnebago	611	Radiology Therapeutic	Physicians	1
Winnebago	611	Rheumatology	Physicians	5
Winnebago	611	Surgery General	Physicians	35
Winnebago	611	Surgery Hand	Physicians	1
Winnebago	611	Therapeutic Pharmaceutical Agents	Optometrists	13
Winnebago	611	Thoracic Surgery	Physicians	2
Winnebago	611	Traumatic Surgery	Physicians	1
Winnebago	611	Urological Surgery	Physicians	7
Winnebago	611	Urology	Physicians	4
Woodford	ALL ZIPS	Emergency Medicine	Physicians	4
Woodford	ALL ZIPS	Family Practice	Physicians	15
Woodford	ALL ZIPS	General Dentistry	Dentists	1
Woodford	ALL ZIPS	Internal Medicine	Physicians	1
Woodford	ALL ZIPS	Dentists	Dentists	1
Woodford	ALL ZIPS	Nurse Practitioners	Nurse Practitioners	4
Woodford	ALL ZIPS	Physical Therapists	Physical Therapists	1

Out of State Providers	Zip Codes	Specialty	Provider Type	Providers
Indiana	ALL ZIPS	Allergy	Physicians	1
Indiana	ALL ZIPS	Admitting Privileges	Physicians	2
Indiana	ALL ZIPS	Adolescent-Medicine	Physicians	2

Table B.2: Specialists/Non-IHC Participating Primary Care Providers

The number of Non-Primary Care Providers accepting PCCM patients, by specialty designation, by Licensed profession and by county, and, for counties with a population of 100,000 or greater, by geo zip code

Indiana	ALL ZIPS	Allergy-Immunization	Physicians	3
Indiana	ALL ZIPS	Anesthesiology	Physicians	113
Indiana	ALL ZIPS	Cardiology	Physicians	30
Indiana	ALL ZIPS	Cardiovascular Diseases	Physicians	38
Indiana	ALL ZIPS	Cardiovascular Surgery	Physicians	5
Indiana	ALL ZIPS	Child Psychiatry	Physicians	2
			Nurse	
Indiana	ALL ZIPS	Child/Adolescent Psychiatry Residency	Practitioners	1
Indiana	ALL ZIPS	Clinical Pathology	Physicians	9
Indiana	ALL ZIPS	Colon - Rectal Surgery	Physicians	2
Indiana	ALL ZIPS	Dermatology	Physicians	3
Indiana	ALL ZIPS	Diabetics	Physicians	2
Indiana	ALL ZIPS	Emergency Medicine	Physicians	229
Indiana	ALL ZIPS	Endocrinology	Physicians	6
Indiana	ALL ZIPS	Family Practice	Physicians	49
Indiana	ALL ZIPS	Gastroenterology	Physicians	36
Indiana	ALL ZIPS	General Dentistry	Dentists	23
Indiana	ALL ZIPS	General Practice	Physicians	1
			Nurse	
Indiana	ALL ZIPS	General Psychiatry Residency	Practitioners	1
Indiana	ALL ZIPS	Gynecology	Physicians	1
Indiana	ALL ZIPS	Hematology	Physicians	1
Indiana	ALL ZIPS	Infectious Diseases	Physicians	18
Indiana	ALL ZIPS	Internal Medicine	Physicians	127
Indiana	ALL ZIPS	Maternal and Fetal Medicine	Physicians	4
Indiana	ALL ZIPS	Physicians	Physicians	1
Indiana	ALL ZIPS	Podiatrists	Podiatrists	4
			Nurse	
Indiana	ALL ZIPS	Nurse Practitioners	Practitioners	123
			Physical	
Indiana	ALL ZIPS	Physical Therapists	Therapists	1
			Occupational	
Indiana	ALL ZIPS	Occupational Therapists	Therapists	1
Indiana	ALL ZIPS	Neonatal-Perinatal Medicine	Physicians	13
Indiana	ALL ZIPS	Neonatology	Physicians	9
Indiana	ALL ZIPS	Nephrology	Physicians	20
Indiana	ALL ZIPS	Neurology	Physicians	14
Indiana	ALL ZIPS	Neurology Surgery	Physicians	16
Indiana	ALL ZIPS	Nuclear Medicine	Physicians	3
Indiana	ALL ZIPS	Obstetric-Gynecology	Physicians	62
Indiana	ALL ZIPS	Obstetrics	Physicians	4
Indiana	ALL ZIPS	Oncology	Physicians	16
Indiana	ALL ZIPS	Ophthalmology	Physicians	16
Indiana	ALL ZIPS	Orthopedic Surgery	Physicians	37
Indiana	ALL ZIPS	Otolaryngology	Physicians	3

Table B.2: Specialists/Non-IHC Participating Primary Care Providers

The number of Non-Primary Care Providers accepting PCCM patients, by specialty designation, by Licensed profession and by county, and, for counties with a population of 100,000 or greater, by geo zip code

Indiana	ALL ZIPS	Otorhinolaryngology	Physicians	8
Indiana	ALL ZIPS	Pathology	Physicians	44
Indiana	ALL ZIPS	Pediatric Allergies	Physicians	1
Indiana	ALL ZIPS	Pediatric Cardiology	Physicians	8
Indiana	ALL ZIPS	Pediatric Endocrinology	Physicians	6
Indiana	ALL ZIPS	Pediatric Hematology Oncology	Physicians	4
Indiana	ALL ZIPS	Pediatric Nephrology	Physicians	5
Indiana	ALL ZIPS	Pediatric Pulmonary	Physicians	8
Indiana	ALL ZIPS	Pediatric Surgery	Physicians	8
Indiana	ALL ZIPS	Pediatrics	Physicians	69
Indiana	ALL ZIPS	Pedodontics	Physicians	1
Indiana	ALL ZIPS	Physical Medicine/Rehabilitation	Physicians	11
Indiana	ALL ZIPS	Plastic Surgery	Physicians	5
Indiana	ALL ZIPS	Psychiatry	Physicians	17
Indiana	ALL ZIPS	Pulmonary Diseases	Physicians	21
Indiana	ALL ZIPS	Radiation Oncology	Physicians	9
Indiana	ALL ZIPS	Radiology	Physicians	20
Indiana	ALL ZIPS	Radiology Diagnosis	Physicians	89
Indiana	ALL ZIPS	Rheumatology	Physicians	10
Indiana	ALL ZIPS	Surgery General	Physicians	48
Indiana	ALL ZIPS	Surgery Hand	Physicians	1
Indiana	ALL ZIPS	Therapeutic Pharmaceutical Agents	Optometrists	6
Indiana	ALL ZIPS	Thoracic Surgery	Physicians	2
Indiana	ALL ZIPS	Traumatic Surgery	Physicians	2
Indiana	ALL ZIPS	Urological Surgery	Physicians	5
Indiana	ALL ZIPS	Urology	Physicians	6
Indiana	ALL ZIPS	Vascular Surgery	Physicians	3
Iowa	ALL ZIPS	Allergy	Physicians	2
Iowa	ALL ZIPS	Admitting Privileges	Physicians	2
Iowa	ALL ZIPS	Allergy-Immunization	Physicians	1
Iowa	ALL ZIPS	Anesthesiology	Physicians	48
Iowa	ALL ZIPS	Cardiology	Physicians	8
Iowa	ALL ZIPS	Cardiovascular Diseases	Physicians	10
Iowa	ALL ZIPS	Cardiovascular Surgery	Physicians	2
Iowa	ALL ZIPS	Child Neurology	Physicians	4
Iowa	ALL ZIPS	Child Psychiatry	Physicians	2
Iowa	ALL ZIPS	Clinical Pathology	Physicians	3
Iowa	ALL ZIPS	Clinical Pharmacology	Physicians	1
Iowa	ALL ZIPS	Delivery Privileges	Physicians	1
Iowa	ALL ZIPS	Dermatology	Physicians	5
Iowa	ALL ZIPS	Dermatopathology	Physicians	2
Iowa	ALL ZIPS	Diagnostic Pharmaceutical Agents	Optometrists	1
Iowa	ALL ZIPS	Emergency Medicine	Physicians	79
Iowa	ALL ZIPS	Endocrinology	Physicians	6

Table B.2: Specialists/Non-IHC Participating Primary Care Providers

The number of Non-Primary Care Providers accepting PCCM patients, by specialty designation, by Licensed profession and by county, and, for counties with a population of 100,000 or greater, by geo zip code

Iowa	ALL ZIPS	Family Practice	Physicians	47
Iowa	ALL ZIPS	Gastroenterology	Physicians	5
Iowa	ALL ZIPS	General Dentistry	Dentists	6
Iowa	ALL ZIPS	General Practice	Physicians	5
			Nurse	
Iowa	ALL ZIPS	General Psychiatry Residency	Practitioners	1
Iowa	ALL ZIPS	Geriatrics	Physicians	1
Iowa	ALL ZIPS	Infectious Diseases	Physicians	3
Iowa	ALL ZIPS	Internal Medicine	Physicians	60
Iowa	ALL ZIPS	Maternal and Fetal Medicine	Physicians	1
Iowa	ALL ZIPS	Physicians	Physicians	1
Iowa	ALL ZIPS	Podiatrists	Podiatrists	2
Iowa	ALL ZIPS	Chiropractors	Chiropractors	5
			Nurse	
Iowa	ALL ZIPS	Nurse Practitioners	Practitioners	46
			Physical	
Iowa	ALL ZIPS	Physical Therapists	Therapists	6
			Occupational	
Iowa	ALL ZIPS	Occupational Therapists	Therapists	2
			Speech	
Iowa	ALL ZIPS	Speech Therapists	Therapists	2
Iowa	ALL ZIPS	Neonatal-Perinatal Medicine	Physicians	1
Iowa	ALL ZIPS	Neonatology	Physicians	6
Iowa	ALL ZIPS	Nephrology	Physicians	3
Iowa	ALL ZIPS	Neurology	Physicians	11
Iowa	ALL ZIPS	Neurology Surgery	Physicians	6
Iowa	ALL ZIPS	Nuclear Medicine	Physicians	2
Iowa	ALL ZIPS	Obstetric-Gynecology	Physicians	24
Iowa	ALL ZIPS	Obstetrics	Physicians	2
Iowa	ALL ZIPS	Occupational Medicine	Physicians	2
Iowa	ALL ZIPS	Ophthalmology	Physicians	14
Iowa	ALL ZIPS	Orthopedic Surgery	Physicians	20
Iowa	ALL ZIPS	Otolaryngology	Physicians	3
Iowa	ALL ZIPS	Otorhinolaryngology	Physicians	8
Iowa	ALL ZIPS	Pathology	Physicians	20
Iowa	ALL ZIPS	Pediatric Cardiology	Physicians	7
Iowa	ALL ZIPS	Pediatric Endocrinology	Physicians	1
Iowa	ALL ZIPS	Pediatric Hematology Oncology	Physicians	1
Iowa	ALL ZIPS	Pediatric Nephrology	Physicians	2
Iowa	ALL ZIPS	Pediatric Pulmonary	Physicians	2
Iowa	ALL ZIPS	Pediatric Surgery	Physicians	3
Iowa	ALL ZIPS	Pediatrics	Physicians	38
Iowa	ALL ZIPS	Physical Medicine/Rehabilitation	Physicians	4
Iowa	ALL ZIPS	Plastic Surgery	Physicians	2
Iowa	ALL ZIPS	Psychiatry	Physicians	15

Table B.2: Specialists/Non-IHC Participating Primary Care Providers

The number of Non-Primary Care Providers accepting PCCM patients, by specialty designation, by Licensed profession and by county, and, for counties with a population of 100,000 or greater, by geo zip code

Iowa	ALL ZIPS	Pulmonary Diseases	Physicians	2
Iowa	ALL ZIPS	Radiology	Physicians	21
Iowa	ALL ZIPS	Radiology Diagnosis	Physicians	47
Iowa	ALL ZIPS	Rheumatology	Physicians	3
Iowa	ALL ZIPS	Surgery General	Physicians	22
Iowa	ALL ZIPS	Surgery Hand	Physicians	2
Iowa	ALL ZIPS	Therapeutic Pharmaceutical Agents	Optometrists	1
Iowa	ALL ZIPS	Thoracic Surgery	Physicians	1
Iowa	ALL ZIPS	Urological Surgery	Physicians	1
Iowa	ALL ZIPS	Urology	Physicians	9
Iowa	ALL ZIPS	Vascular Surgery	Physicians	1
Kentucky	ALL ZIPS	Allergy-Immunization	Physicians	1
Kentucky	ALL ZIPS	Anesthesiology	Physicians	10
Kentucky	ALL ZIPS	Cardiovascular Diseases	Physicians	9
Kentucky	ALL ZIPS	Cardiovascular Surgery	Physicians	3
Kentucky	ALL ZIPS	Emergency Medicine	Physicians	10
Kentucky	ALL ZIPS	Family Practice	Physicians	5
Kentucky	ALL ZIPS	Gastroenterology	Physicians	4
Kentucky	ALL ZIPS	Internal Medicine	Physicians	16
Kentucky	ALL ZIPS	Podiatrists	Podiatrists	1
Kentucky	ALL ZIPS	Nurse Practitioners	Nurse Practitioners	28
Kentucky	ALL ZIPS	Physical Therapists	Physical Therapists	3
Kentucky	ALL ZIPS	Occupational Therapists	Occupational Therapists	1
Kentucky	ALL ZIPS	Audiologists	Audiologists	1
Kentucky	ALL ZIPS	Neonatal-Perinatal Medicine	Physicians	6
Kentucky	ALL ZIPS	Neonatology	Physicians	1
Kentucky	ALL ZIPS	Nephrology	Physicians	3
Kentucky	ALL ZIPS	Neurology	Physicians	2
Kentucky	ALL ZIPS	Neurology Surgery	Physicians	2
Kentucky	ALL ZIPS	Obstetric-Gynecology	Physicians	6
Kentucky	ALL ZIPS	Oncology	Physicians	3
Kentucky	ALL ZIPS	Orthopedic Surgery	Physicians	6
Kentucky	ALL ZIPS	Otorhinolaryngology	Physicians	2
Kentucky	ALL ZIPS	Pathology	Physicians	6
Kentucky	ALL ZIPS	Pediatrics	Physicians	1
Kentucky	ALL ZIPS	Physical Medicine/Rehabilitation	Physicians	1
Kentucky	ALL ZIPS	Psychiatry	Physicians	2
Kentucky	ALL ZIPS	Radiology	Physicians	10
Kentucky	ALL ZIPS	Radiology Diagnosis	Physicians	6
Kentucky	ALL ZIPS	Surgery General	Physicians	9
Kentucky	ALL ZIPS	Thoracic Surgery	Physicians	1
Kentucky	ALL ZIPS	Urological Surgery	Physicians	3

Table B.2: Specialists/Non-IHC Participating Primary Care Providers

The number of Non-Primary Care Providers accepting PCCM patients, by specialty designation, by Licensed profession and by county, and, for counties with a population of 100,000 or greater, by geo zip code

Kentucky	ALL ZIPS	Urology	Physicians	2
Kentucky	ALL ZIPS	Vascular Surgery	Physicians	1
Missouri	ALL ZIPS	Allergy	Physicians	2
Missouri	ALL ZIPS	Admitting Privileges	Physicians	10
Missouri	ALL ZIPS	Adolescent-Medicine	Physicians	1
Missouri	ALL ZIPS	Affiliated with FQHC	Physicians	1
Missouri	ALL ZIPS	Allergy-Immunization	Physicians	4
Missouri	ALL ZIPS	Anesthesiology	Physicians	248
Missouri	ALL ZIPS	Cardiology	Physicians	63
Missouri	ALL ZIPS	Cardiovascular Diseases	Physicians	41
Missouri	ALL ZIPS	Cardiovascular Surgery	Physicians	13
Missouri	ALL ZIPS	Child Neurology	Physicians	8
Missouri	ALL ZIPS	Child Psychiatry	Physicians	4
Missouri	ALL ZIPS	Child/Adolescent Psychiatry Residency	Physicians	1
Missouri	ALL ZIPS	Clinical Pathology	Physicians	3
Missouri	ALL ZIPS	Colon - Rectal Surgery	Physicians	6
Missouri	ALL ZIPS	Dermatology	Physicians	26
Missouri	ALL ZIPS	Diagnostic Pharmaceutical Agents	Optometrists	5
Missouri	ALL ZIPS	Emergency Medicine	Physicians	210
Missouri	ALL ZIPS	Endocrinology	Physicians	17
Missouri	ALL ZIPS	Family Practice	Physicians	66
Missouri	ALL ZIPS	Gastroenterology	Physicians	44
Missouri	ALL ZIPS	General Dentistry	Dentists	4
Missouri	ALL ZIPS	General Practice	Physicians	9
Missouri	ALL ZIPS	General Practice	Dentists	1
			Nurse	
Missouri	ALL ZIPS	General Psychiatry Residency	Practitioners	2
Missouri	ALL ZIPS	Geriatrics	Physicians	7
Missouri	ALL ZIPS	Gynecology	Physicians	3
Missouri	ALL ZIPS	Hematology	Physicians	12
Missouri	ALL ZIPS	Infectious Diseases	Physicians	25
Missouri	ALL ZIPS	Internal Medicine	Physicians	380
Missouri	ALL ZIPS	Maternal and Fetal Medicine	Physicians	18
Missouri	ALL ZIPS	Medical Microbiology	Physicians	1
Missouri	ALL ZIPS	Physicians	Physicians	3
Missouri	ALL ZIPS	Podiatrists	Podiatrists	8
			Nurse	
Missouri	ALL ZIPS	Nurse Practitioners	Practitioners	367
			Physical	
Missouri	ALL ZIPS	Physical Therapists	Therapists	3
			Occupational	
Missouri	ALL ZIPS	Occupational Therapists	Therapists	3
			Speech	
Missouri	ALL ZIPS	Speech Therapists	Therapists	4
Missouri	ALL ZIPS	Audiologists	Audiologists	12

Table B.2: Specialists/Non-IHC Participating Primary Care Providers

The number of Non-Primary Care Providers accepting PCCM patients, by specialty designation, by Licensed profession and by county, and, for counties with a population of 100,000 or greater, by geo zip code

Missouri	ALL ZIPS	Neonatal-Perinatal Medicine	Physicians	13
Missouri	ALL ZIPS	Neonatology	Physicians	15
Missouri	ALL ZIPS	Nephrology	Physicians	23
Missouri	ALL ZIPS	Neurology	Physicians	82
Missouri	ALL ZIPS	Neurology Surgery	Physicians	29
Missouri	ALL ZIPS	Neuropathology	Physicians	1
Missouri	ALL ZIPS	Nuclear Medicine	Physicians	5
Missouri	ALL ZIPS	Nutrition	Physicians	1
Missouri	ALL ZIPS	Obstetric-Gynecology	Physicians	91
Missouri	ALL ZIPS	Obstetrics	Physicians	1
Missouri	ALL ZIPS	Oncology	Physicians	49
Missouri	ALL ZIPS	Ophthalmology	Physicians	63
Missouri	ALL ZIPS	Orthodontist	Dentists	1
Missouri	ALL ZIPS	Orthopedic Surgery	Physicians	67
Missouri	ALL ZIPS	Other Specialty	Physicians	1
Missouri	ALL ZIPS	Otolaryngology	Physicians	25
Missouri	ALL ZIPS	Otology	Physicians	2
Missouri	ALL ZIPS	Otorhinolaryngology	Physicians	17
Missouri	ALL ZIPS	Pain Medicine	Physicians	1
Missouri	ALL ZIPS	Pathology	Physicians	90
Missouri	ALL ZIPS	PD or FP refer arrangement	Physicians	1
Missouri	ALL ZIPS	Pediatric Allergies	Physicians	2
Missouri	ALL ZIPS	Pediatric Cardiology	Physicians	6
Missouri	ALL ZIPS	Pediatric Endocrinology	Physicians	1
Missouri	ALL ZIPS	Pediatric Hematology Oncology	Physicians	7
Missouri	ALL ZIPS	Pediatric Nephrology	Physicians	3
Missouri	ALL ZIPS	Pediatric Pulmonary	Physicians	5
Missouri	ALL ZIPS	Pediatric Radiology	Physicians	2
Missouri	ALL ZIPS	Pediatric Surgery	Physicians	8
Missouri	ALL ZIPS	Pediatrics	Physicians	327
Missouri	ALL ZIPS	Pediatrics	Podiatrists	2
Missouri	ALL ZIPS	Pedodontics	Physicians	1
Missouri	ALL ZIPS	Physical Medicine/Rehabilitation	Physicians	19
Missouri	ALL ZIPS	Plastic Surgery	Physicians	21
Missouri	ALL ZIPS	Psychiatry	Physicians	40
Missouri	ALL ZIPS	Pulmonary Diseases	Physicians	31
Missouri	ALL ZIPS	Radiation Oncology	Physicians	14
Missouri	ALL ZIPS	Radiology	Physicians	124
Missouri	ALL ZIPS	Radiology Diagnosis	Physicians	142
Missouri	ALL ZIPS	Radiology Therapeutic	Physicians	2
Missouri	ALL ZIPS	Reproductive Endocrinology	Physicians	1
Missouri	ALL ZIPS	Rheumatology	Physicians	13
Missouri	ALL ZIPS	Surgery General	Physicians	80
Missouri	ALL ZIPS	Surgery Hand	Physicians	2

Table B.2: Specialists/Non-IHC Participating Primary Care Providers

The number of Non-Primary Care Providers accepting PCCM patients, by specialty designation, by Licensed profession and by county, and, for counties with a population of 100,000 or greater, by geo zip code

Missouri	ALL ZIPS	Surgery Head/Neck	Physicians	1
Missouri	ALL ZIPS	Surgery-Abdomen	Physicians	2
Missouri	ALL ZIPS	Therapeutic Pharmaceutical Agents	Optometrists	13
Missouri	ALL ZIPS	Thoracic Surgery	Physicians	12
Missouri	ALL ZIPS	Traumatic Surgery	Physicians	4
Missouri	ALL ZIPS	Urological Surgery	Physicians	26
Missouri	ALL ZIPS	Urology	Physicians	18
Missouri	ALL ZIPS	Vascular Surgery	Physicians	14
Wisconsin	ALL ZIPS	Allergy	Physicians	3
Wisconsin	ALL ZIPS	Allergy-Immunization	Physicians	6
Wisconsin	ALL ZIPS	Anesthesiology	Physicians	113
Wisconsin	ALL ZIPS	Cardiology	Physicians	30
Wisconsin	ALL ZIPS	Cardiovascular Diseases	Physicians	25
Wisconsin	ALL ZIPS	Cardiovascular Surgery	Physicians	2
Wisconsin	ALL ZIPS	Child Neurology	Physicians	4
Wisconsin	ALL ZIPS	Child Psychiatry	Physicians	3
Wisconsin	ALL ZIPS	Clinical Pathology	Physicians	5
Wisconsin	ALL ZIPS	Dermatology	Physicians	21
Wisconsin	ALL ZIPS	Dermatopathology	Physicians	1
Wisconsin	ALL ZIPS	Diagnostic Pharmaceutical Agents	Optometrists	1
Wisconsin	ALL ZIPS	Emergency Medicine	Physicians	203
Wisconsin	ALL ZIPS	Endocrinology	Physicians	8
Wisconsin	ALL ZIPS	Family Practice	Physicians	59
Wisconsin	ALL ZIPS	Gastroenterology	Physicians	19
Wisconsin	ALL ZIPS	General Dentistry	Dentists	1
Wisconsin	ALL ZIPS	General Practice	Physicians	5
Wisconsin	ALL ZIPS	General Practice	Dentists	1
Wisconsin	ALL ZIPS	Geriatrics	Physicians	3
Wisconsin	ALL ZIPS	Gynecology	Physicians	1
Wisconsin	ALL ZIPS	Hematology	Physicians	9
Wisconsin	ALL ZIPS	Infectious Diseases	Physicians	5
Wisconsin	ALL ZIPS	Internal Medicine	Physicians	115
Wisconsin	ALL ZIPS	Legal Medicine	Physicians	1
Wisconsin	ALL ZIPS	Maternal and Fetal Medicine	Physicians	1
Wisconsin	ALL ZIPS	Physicians	Physicians	1
Wisconsin	ALL ZIPS	Podiatrists	Podiatrists	6
Wisconsin	ALL ZIPS	Nurse Practitioners	Nurse Practitioners	75
Wisconsin	ALL ZIPS	Physical Therapists	Physical Therapists	7
Wisconsin	ALL ZIPS	Occupational Therapists	Occupational Therapists	2
Wisconsin	ALL ZIPS	Speech Therapists	Speech Therapists	8
Wisconsin	ALL ZIPS	Audiologists	Audiologists	6

Table B.2: Specialists/Non-IHC Participating Primary Care Providers

The number of Non-Primary Care Providers accepting PCCM patients, by specialty designation, by Licensed profession and by county, and, for counties with a population of 100,000 or greater, by geo zip code

Wisconsin	ALL ZIPS	Neonatal-Perinatal Medicine	Physicians	3
Wisconsin	ALL ZIPS	Neonatology	Physicians	5
Wisconsin	ALL ZIPS	Nephrology	Physicians	9
Wisconsin	ALL ZIPS	Neurology	Physicians	29
Wisconsin	ALL ZIPS	Neurology Surgery	Physicians	10
Wisconsin	ALL ZIPS	Nuclear Medicine	Physicians	2
Wisconsin	ALL ZIPS	Obstetric-Gynecology	Physicians	45
Wisconsin	ALL ZIPS	Oncology	Physicians	4
Wisconsin	ALL ZIPS	Ophthalmology	Physicians	35
Wisconsin	ALL ZIPS	Oral Surgery	Dentists	1
Wisconsin	ALL ZIPS	Orthopedic Surgery	Physicians	29
Wisconsin	ALL ZIPS	Otolaryngology	Physicians	17
Wisconsin	ALL ZIPS	Otorhinolaryngology	Physicians	12
Wisconsin	ALL ZIPS	Pathology	Physicians	71
Wisconsin	ALL ZIPS	Pediatric Allergies	Physicians	4
Wisconsin	ALL ZIPS	Pediatric Cardiology	Physicians	18
Wisconsin	ALL ZIPS	Pediatric Endocrinology	Physicians	4
Wisconsin	ALL ZIPS	Pediatric Hematology Oncology	Physicians	16
Wisconsin	ALL ZIPS	Pediatric Nephrology	Physicians	6
Wisconsin	ALL ZIPS	Pediatric Pulmonary	Physicians	5
Wisconsin	ALL ZIPS	Pediatric Radiology	Physicians	11
Wisconsin	ALL ZIPS	Pediatric Surgery	Physicians	10
Wisconsin	ALL ZIPS	Pediatrics	Physicians	157
Wisconsin	ALL ZIPS	Pedodontics	Physicians	1
Wisconsin	ALL ZIPS	Physical Medicine/Rehabilitation	Physicians	11
Wisconsin	ALL ZIPS	Plastic Surgery	Physicians	9
Wisconsin	ALL ZIPS	Psychiatry	Physicians	8
Wisconsin	ALL ZIPS	Pulmonary Diseases	Physicians	16
Wisconsin	ALL ZIPS	Radiation Oncology	Physicians	5
Wisconsin	ALL ZIPS	Radiology	Physicians	78
Wisconsin	ALL ZIPS	Radiology Diagnosis	Physicians	107
Wisconsin	ALL ZIPS	Reproductive Endocrinology	Physicians	1
Wisconsin	ALL ZIPS	Rheumatology	Physicians	5
Wisconsin	ALL ZIPS	Surgery General	Physicians	35
Wisconsin	ALL ZIPS	Surgery Hand	Physicians	1
Wisconsin	ALL ZIPS	Surgery Head/Neck	Physicians	1
Wisconsin	ALL ZIPS	Therapeutic Pharmaceutical Agents	Optometrists	6
Wisconsin	ALL ZIPS	Thoracic Surgery	Physicians	3
Wisconsin	ALL ZIPS	Traumatic Surgery	Physicians	3
Wisconsin	ALL ZIPS	Urological Surgery	Physicians	2
Wisconsin	ALL ZIPS	Urology	Physicians	19
Wisconsin	ALL ZIPS	Vascular Surgery	Physicians	6

APPENDIX C

All Kids Program Data

The number of individuals enrolled in the Covering All Kids health insurance program by county, and, for counties with a population of 100,000 or greater, by geo zip code.

County	Zip Codes	Level	Clients
Adams	ALL ZIPS	ASSIST	7,172
Adams	ALL ZIPS	PREMIUM LEVEL 1	320
Adams	ALL ZIPS	PREMIUM LEVEL 2	133
Adams	ALL ZIPS	SHARE	181
Alexander	ALL ZIPS	ASSIST	35
Alexander	ALL ZIPS	PREMIUM LEVEL 1	8
Alexander	ALL ZIPS	PREMIUM LEVEL 2	6
Alexander	ALL ZIPS	SHARE	6
Bond	ALL ZIPS	ASSIST	34
Bond	ALL ZIPS	PREMIUM LEVEL 1	65
Bond	ALL ZIPS	PREMIUM LEVEL 2	34
Bond	ALL ZIPS	SHARE	43
Boone	ALL ZIPS	ASSIST	4,093
Boone	ALL ZIPS	PREMIUM LEVEL 1	101
Boone	ALL ZIPS	PREMIUM LEVEL 2	52
Boone	ALL ZIPS	SHARE	50
Brown	ALL ZIPS	ASSIST	243
Brown	ALL ZIPS	PREMIUM LEVEL 1	9
Brown	ALL ZIPS	PREMIUM LEVEL 2	9
Brown	ALL ZIPS	SHARE	9
Bureau	ALL ZIPS	ASSIST	3,573
Bureau	ALL ZIPS	PREMIUM LEVEL 1	190
Bureau	ALL ZIPS	PREMIUM LEVEL 2	82
Bureau	ALL ZIPS	SHARE	107
Calhoun	ALL ZIPS	ASSIST	307
Calhoun	ALL ZIPS	PREMIUM LEVEL 1	6
Calhoun	ALL ZIPS	PREMIUM LEVEL 2	10
Calhoun	ALL ZIPS	SHARE	10
Carroll	ALL ZIPS	ASSIST	1,054
Carroll	ALL ZIPS	PREMIUM LEVEL 1	78
Carroll	ALL ZIPS	PREMIUM LEVEL 2	19
Carroll	ALL ZIPS	SHARE	18
Cass	ALL ZIPS	ASSIST	1,595
Cass	ALL ZIPS	PREMIUM LEVEL 1	112
Cass	ALL ZIPS	PREMIUM LEVEL 2	33
Cass	ALL ZIPS	SHARE	67
Champaign	609	ASSIST	363
Champaign	609	PREMIUM LEVEL 1	46
Champaign	609	PREMIUM LEVEL 2	22
Champaign	609	SHARE	15
Champaign	618	ASSIST	16,712
Champaign	618	PREMIUM LEVEL 1	552
Champaign	618	PREMIUM LEVEL 2	290
Champaign	618	SHARE	344

APPENDIX C

All Kids Program Data

The number of individuals enrolled in the Covering All Kids health insurance program by county, and, for counties with a population of 100,000 or greater, by geo zip code.

Champaign	619	ASSIST	44
Champaign	619	PREMIUM LEVEL 1	1
Christian	ALL ZIPS	ASSIST	3,847
Christian	ALL ZIPS	PREMIUM LEVEL 1	165
Christian	ALL ZIPS	PREMIUM LEVEL 2	79
Christian	ALL ZIPS	SHARE	87
Clark	ALL ZIPS	ASSIST	29
Clark	ALL ZIPS	PREMIUM LEVEL 1	16
Clark	ALL ZIPS	PREMIUM LEVEL 2	15
Clark	ALL ZIPS	SHARE	17
Clay	ALL ZIPS	ASSIST	33
Clay	ALL ZIPS	PREMIUM LEVEL 1	66
Clay	ALL ZIPS	PREMIUM LEVEL 2	20
Clay	ALL ZIPS	SHARE	21
Clinton	ALL ZIPS	ASSIST	2,069
Clinton	ALL ZIPS	PREMIUM LEVEL 1	63
Clinton	ALL ZIPS	PREMIUM LEVEL 2	36
Clinton	ALL ZIPS	SHARE	36
Coles	ALL ZIPS	ASSIST	18,332
Coles	ALL ZIPS	PREMIUM LEVEL 1	393
Coles	ALL ZIPS	PREMIUM LEVEL 2	191
Coles	ALL ZIPS	SHARE	251
Cook	600	ASSIST	47,631
Cook	600	PREMIUM LEVEL 1	2,913
Cook	600	PREMIUM LEVEL 2	1,379
Cook	600	SHARE	1,732
Cook	601	ASSIST	39,214
Cook	601	PREMIUM LEVEL 1	1,845
Cook	601	PREMIUM LEVEL 2	895
Cook	601	SHARE	1,106
Cook	602	ASSIST	4,865
Cook	602	PREMIUM LEVEL 1	169
Cook	602	PREMIUM LEVEL 2	87
Cook	602	SHARE	109
Cook	603	ASSIST	2,441
Cook	603	PREMIUM LEVEL 1	75
Cook	603	PREMIUM LEVEL 2	59
Cook	603	SHARE	37
Cook	604	ASSIST	113,820
Cook	604	PREMIUM LEVEL 1	2,655
Cook	604	PREMIUM LEVEL 2	1,109
Cook	604	SHARE	1,896
Cook	605	ASSIST	10,500
Cook	605	PREMIUM LEVEL 1	410
Cook	605	PREMIUM LEVEL 2	209
Cook	605	SHARE	276

APPENDIX C

All Kids Program Data

The number of individuals enrolled in the Covering All Kids health insurance program by county, and, for counties with a population of 100,000 or greater, by geo zip code.

Cook	606	ASSIST	432,113
Cook	606	PREMIUM LEVEL 1	8,522
Cook	606	PREMIUM LEVEL 2	3,496
Cook	606	Rebate	█
Cook	606	SHARE	5,951
Cook	607	ASSIST	9,192
Cook	607	PREMIUM LEVEL 1	616
Cook	607	PREMIUM LEVEL 2	288
Cook	607	SHARE	340
Cook	608	ASSIST	34,039
Cook	608	PREMIUM LEVEL 1	910
Cook	608	PREMIUM LEVEL 2	262
Cook	608	SHARE	600
Crawford	ALL ZIPS	ASSIST	1,917
Crawford	ALL ZIPS	PREMIUM LEVEL 1	157
Crawford	ALL ZIPS	PREMIUM LEVEL 2	62
Crawford	ALL ZIPS	SHARE	92
Cumberland	ALL ZIPS	ASSIST	18
Cumberland	ALL ZIPS	PREMIUM LEVEL 1	15
Cumberland	ALL ZIPS	PREMIUM LEVEL 2	7
Cumberland	ALL ZIPS	SHARE	14
De Witt	ALL ZIPS	ASSIST	1,222
De Witt	ALL ZIPS	PREMIUM LEVEL 1	18
De Witt	ALL ZIPS	PREMIUM LEVEL 2	20
De Witt	ALL ZIPS	SHARE	20
Dekalb	601	ASSIST	7,444
Dekalb	601	PREMIUM LEVEL 1	333
Dekalb	601	PREMIUM LEVEL 2	153
Dekalb	601	SHARE	161
Dekalb	605	ASSIST	1,351
Dekalb	605	PREMIUM LEVEL 1	98
Dekalb	605	PREMIUM LEVEL 2	40
Dekalb	605	SHARE	39
Dekalb	610	ASSIST	55
Dekalb	610	PREMIUM LEVEL 2	█
Dekalb	610	SHARE	█
Douglas	ALL ZIPS	ASSIST	40
Douglas	ALL ZIPS	PREMIUM LEVEL 1	106
Douglas	ALL ZIPS	PREMIUM LEVEL 2	66
Douglas	ALL ZIPS	SHARE	99
DuPage	600	ASSIST	1,092
DuPage	600	PREMIUM LEVEL 1	28
DuPage	600	PREMIUM LEVEL 2	22
DuPage	600	SHARE	28
DuPage	601	ASSIST	43,549
DuPage	601	PREMIUM LEVEL 1	1,948

APPENDIX C

All Kids Program Data

The number of individuals enrolled in the Covering All Kids health insurance program by county, and, for counties with a population of 100,000 or greater, by geo zip code.

DuPage	601	PREMIUM LEVEL 2	948
DuPage	601	SHARE	1,067
DuPage	603	ASSIST	40
DuPage	604	ASSIST	2,050
DuPage	604	PREMIUM LEVEL 1	57
DuPage	604	PREMIUM LEVEL 2	36
DuPage	604	SHARE	30
DuPage	605	ASSIST	19,556
DuPage	605	PREMIUM LEVEL 1	769
DuPage	605	PREMIUM LEVEL 2	467
DuPage	605	SHARE	462
Edgar	ALL ZIPS	ASSIST	28
Edgar	ALL ZIPS	PREMIUM LEVEL 1	106
Edgar	ALL ZIPS	PREMIUM LEVEL 2	51
Edgar	ALL ZIPS	SHARE	45
Edwards	ALL ZIPS	ASSIST	451
Edwards	ALL ZIPS	PREMIUM LEVEL 1	6
Edwards	ALL ZIPS	PREMIUM LEVEL 2	6
Edwards	ALL ZIPS	SHARE	6
Effingham	ALL ZIPS	ASSIST	62
Effingham	ALL ZIPS	PREMIUM LEVEL 1	150
Effingham	ALL ZIPS	PREMIUM LEVEL 2	90
Effingham	ALL ZIPS	SHARE	120
Fayette	ALL ZIPS	ASSIST	1,752
Fayette	ALL ZIPS	PREMIUM LEVEL 1	48
Fayette	ALL ZIPS	PREMIUM LEVEL 2	26
Fayette	ALL ZIPS	SHARE	18
Ford	ALL ZIPS	ASSIST	1,040
Ford	ALL ZIPS	PREMIUM LEVEL 1	42
Ford	ALL ZIPS	PREMIUM LEVEL 2	13
Ford	ALL ZIPS	SHARE	6
Franklin	ALL ZIPS	ASSIST	5,409
Franklin	ALL ZIPS	PREMIUM LEVEL 1	230
Franklin	ALL ZIPS	PREMIUM LEVEL 2	110
Franklin	ALL ZIPS	SHARE	140
Fulton	ALL ZIPS	ASSIST	3,463
Fulton	ALL ZIPS	PREMIUM LEVEL 1	163
Fulton	ALL ZIPS	PREMIUM LEVEL 2	83
Fulton	ALL ZIPS	SHARE	87
Gallatin	ALL ZIPS	ASSIST	484
Gallatin	ALL ZIPS	PREMIUM LEVEL 1	13
Gallatin	ALL ZIPS	PREMIUM LEVEL 2	7
Gallatin	ALL ZIPS	SHARE	7
Greene	ALL ZIPS	ASSIST	1,416
Greene	ALL ZIPS	PREMIUM LEVEL 1	39
Greene	ALL ZIPS	PREMIUM LEVEL 2	17

APPENDIX C

All Kids Program Data

The number of individuals enrolled in the Covering All Kids health insurance program by county, and, for counties with a population of 100,000 or greater, by geo zip code.

Greene	ALL ZIPS	SHARE	11
Grundy	ALL ZIPS	ASSIST	2,756
Grundy	ALL ZIPS	PREMIUM LEVEL 1	53
Grundy	ALL ZIPS	PREMIUM LEVEL 2	30
Grundy	ALL ZIPS	SHARE	31
Hamilton	ALL ZIPS	ASSIST	583
Hamilton	ALL ZIPS	PREMIUM LEVEL 1	19
Hamilton	ALL ZIPS	PREMIUM LEVEL 2	16
Hamilton	ALL ZIPS	SHARE	8
Hancock	ALL ZIPS	ASSIST	1,849
Hancock	ALL ZIPS	PREMIUM LEVEL 1	82
Hancock	ALL ZIPS	PREMIUM LEVEL 2	56
Hancock	ALL ZIPS	SHARE	32
Hardin	ALL ZIPS	ASSIST	8
Hardin	ALL ZIPS	PREMIUM LEVEL 1	
Hardin	ALL ZIPS	PREMIUM LEVEL 2	
Henderson	ALL ZIPS	ASSIST	464
Henderson	ALL ZIPS	PREMIUM LEVEL 1	
Henderson	ALL ZIPS	PREMIUM LEVEL 2	
Henderson	ALL ZIPS	SHARE	
Henry	ALL ZIPS	ASSIST	4,214
Henry	ALL ZIPS	PREMIUM LEVEL 1	226
Henry	ALL ZIPS	PREMIUM LEVEL 2	81
Henry	ALL ZIPS	SHARE	113
Iroquois	ALL ZIPS	ASSIST	2,146
Iroquois	ALL ZIPS	PREMIUM LEVEL 1	110
Iroquois	ALL ZIPS	PREMIUM LEVEL 2	39
Iroquois	ALL ZIPS	SHARE	62
Jackson	ALL ZIPS	ASSIST	6,379
Jackson	ALL ZIPS	PREMIUM LEVEL 1	224
Jackson	ALL ZIPS	PREMIUM LEVEL 2	136
Jackson	ALL ZIPS	SHARE	134
Jasper	ALL ZIPS	ASSIST	626
Jasper	ALL ZIPS	PREMIUM LEVEL 1	18
Jasper	ALL ZIPS	PREMIUM LEVEL 2	16
Jasper	ALL ZIPS	SHARE	
Jefferson	ALL ZIPS	ASSIST	5,599
Jefferson	ALL ZIPS	PREMIUM LEVEL 1	285
Jefferson	ALL ZIPS	PREMIUM LEVEL 2	137
Jefferson	ALL ZIPS	SHARE	157
Jersey	ALL ZIPS	ASSIST	2,199
Jersey	ALL ZIPS	PREMIUM LEVEL 1	118
Jersey	ALL ZIPS	PREMIUM LEVEL 2	37
Jersey	ALL ZIPS	SHARE	51
Jo Daviess	ALL ZIPS	ASSIST	1,188
Jo Daviess	ALL ZIPS	PREMIUM LEVEL 1	51

APPENDIX C

All Kids Program Data

The number of individuals enrolled in the Covering All Kids health insurance program by county, and, for counties with a population of 100,000 or greater, by geo zip code.

Jo Daviess	ALL ZIPS	PREMIUM LEVEL 2	24
Jo Daviess	ALL ZIPS	SHARE	30
Johnson	ALL ZIPS	ASSIST	684
Johnson	ALL ZIPS	PREMIUM LEVEL 1	18
Johnson	ALL ZIPS	PREMIUM LEVEL 2	18
Johnson	ALL ZIPS	SHARE	6
Kane	600	ASSIST	788
Kane	600	PREMIUM LEVEL 1	47
Kane	600	PREMIUM LEVEL 2	19
Kane	600	SHARE	21
Kane	601	ASSIST	42,141
Kane	601	PREMIUM LEVEL 1	1,834
Kane	601	PREMIUM LEVEL 2	831
Kane	601	SHARE	1,028
Kane	605	ASSIST	32,118
Kane	605	PREMIUM LEVEL 1	879
Kane	605	PREMIUM LEVEL 2	418
Kane	605	SHARE	482
Kankakee	604	ASSIST	241
Kankakee	604	PREMIUM LEVEL 1	14
Kankakee	604	PREMIUM LEVEL 2	
Kankakee	604	SHARE	
Kankakee	609	ASSIST	13,413
Kankakee	609	PREMIUM LEVEL 1	588
Kankakee	609	PREMIUM LEVEL 2	246
Kankakee	609	SHARE	372
Kendall	ALL ZIPS	ASSIST	6,394
Kendall	ALL ZIPS	PREMIUM LEVEL 1	219
Kendall	ALL ZIPS	PREMIUM LEVEL 2	96
Kendall	ALL ZIPS	SHARE	129
Knox	ALL ZIPS	ASSIST	5,722
Knox	ALL ZIPS	PREMIUM LEVEL 1	260
Knox	ALL ZIPS	PREMIUM LEVEL 2	114
Knox	ALL ZIPS	SHARE	125
La Salle	604	ASSIST	963
La Salle	604	PREMIUM LEVEL 1	124
La Salle	604	PREMIUM LEVEL 2	42
La Salle	604	SHARE	47
La Salle	605	ASSIST	1,093
La Salle	605	PREMIUM LEVEL 1	46
La Salle	605	PREMIUM LEVEL 2	27
La Salle	605	SHARE	37
La Salle	613	ASSIST	9,877
La Salle	613	PREMIUM LEVEL 1	322
La Salle	613	PREMIUM LEVEL 2	185
La Salle	613	SHARE	147

APPENDIX C

All Kids Program Data

The number of individuals enrolled in the Covering All Kids health insurance program by county, and, for counties with a population of 100,000 or greater, by geo zip code.

Lake	600	ASSIST	63,394
Lake	600	PREMIUM LEVEL 1	2,557
Lake	600	PREMIUM LEVEL 2	1,204
Lake	600	SHARE	1,519
Lawrence	ALL ZIPS	ASSIST	1,433
Lawrence	ALL ZIPS	PREMIUM LEVEL 1	74
Lawrence	ALL ZIPS	PREMIUM LEVEL 2	28
Lawrence	ALL ZIPS	SHARE	35
Lee	ALL ZIPS	ASSIST	2,176
Lee	ALL ZIPS	PREMIUM LEVEL 1	27
Lee	ALL ZIPS	PREMIUM LEVEL 2	13
Lee	ALL ZIPS	SHARE	15
Livingston	ALL ZIPS	ASSIST	2,577
Livingston	ALL ZIPS	PREMIUM LEVEL 1	97
Livingston	ALL ZIPS	PREMIUM LEVEL 2	50
Livingston	ALL ZIPS	SHARE	40
Logan	ALL ZIPS	ASSIST	3,330
Logan	ALL ZIPS	PREMIUM LEVEL 1	189
Logan	ALL ZIPS	PREMIUM LEVEL 2	111
Logan	ALL ZIPS	SHARE	122
Macon	617	ASSIST	179
Macon	617	PREMIUM LEVEL 1	10
Macon	617	PREMIUM LEVEL 2	8
Macon	617	SHARE	8
Macon	618	ASSIST	97
Macon	618	PREMIUM LEVEL 1	8
Macon	618	PREMIUM LEVEL 2	8
Macon	619	ASSIST	80
Macon	619	PREMIUM LEVEL 1	8
Macon	619	PREMIUM LEVEL 2	8
Macon	619	SHARE	8
Macon	625	ASSIST	13,247
Macon	625	PREMIUM LEVEL 1	259
Macon	625	PREMIUM LEVEL 2	94
Macon	625	SHARE	136
Macoupin	ALL ZIPS	ASSIST	4,546
Macoupin	ALL ZIPS	PREMIUM LEVEL 1	215
Macoupin	ALL ZIPS	PREMIUM LEVEL 2	100
Macoupin	ALL ZIPS	SHARE	97
Madison	620	ASSIST	20,303
Madison	620	PREMIUM LEVEL 1	571
Madison	620	PREMIUM LEVEL 2	252
Madison	620	SHARE	343
Madison	622	ASSIST	6,975
Madison	622	PREMIUM LEVEL 1	226
Madison	622	PREMIUM LEVEL 2	104

APPENDIX C

All Kids Program Data

The number of individuals enrolled in the Covering All Kids health insurance program by county, and, for counties with a population of 100,000 or greater, by geo zip code.

Madison	622	SHARE	131
Marion	ALL ZIPS	ASSIST	6,499
Marion	ALL ZIPS	PREMIUM LEVEL 1	221
Marion	ALL ZIPS	PREMIUM LEVEL 2	134
Marion	ALL ZIPS	SHARE	98
Marshall	ALL ZIPS	ASSIST	954
Marshall	ALL ZIPS	PREMIUM LEVEL 1	26
Marshall	ALL ZIPS	PREMIUM LEVEL 2	33
Marshall	ALL ZIPS	SHARE	12
Mason	ALL ZIPS	ASSIST	1,571
Mason	ALL ZIPS	PREMIUM LEVEL 1	67
Mason	ALL ZIPS	PREMIUM LEVEL 2	53
Mason	ALL ZIPS	SHARE	35
Massac	ALL ZIPS	ASSIST	2,062
Massac	ALL ZIPS	PREMIUM LEVEL 1	43
Massac	ALL ZIPS	PREMIUM LEVEL 2	26
Massac	ALL ZIPS	SHARE	29
McDonough	ALL ZIPS	ASSIST	2,286
McDonough	ALL ZIPS	PREMIUM LEVEL 1	131
McDonough	ALL ZIPS	PREMIUM LEVEL 2	71
McDonough	ALL ZIPS	SHARE	84
McHenry	600	ASSIST	15,791
McHenry	600	PREMIUM LEVEL 1	849
McHenry	600	PREMIUM LEVEL 2	449
McHenry	600	SHARE	455
McHenry	601	ASSIST	4,117
McHenry	601	PREMIUM LEVEL 1	276
McHenry	601	PREMIUM LEVEL 2	142
McHenry	601	SHARE	114
McHenry	610	ASSIST	60
McHenry	610	PREMIUM LEVEL 1	
McHenry	610	SHARE	
McLean	617	ASSIST	12,307
McLean	617	PREMIUM LEVEL 1	511
McLean	617	PREMIUM LEVEL 2	333
McLean	617	SHARE	265
McLean	618	ASSIST	47
McLean	618	PREMIUM LEVEL 1	
McLean	618	PREMIUM LEVEL 2	
McLean	618	SHARE	
Menard	ALL ZIPS	ASSIST	707
Menard	ALL ZIPS	PREMIUM LEVEL 1	15
Menard	ALL ZIPS	PREMIUM LEVEL 2	11
Menard	ALL ZIPS	SHARE	
Mercer	ALL ZIPS	ASSIST	965
Mercer	ALL ZIPS	PREMIUM LEVEL 1	20

APPENDIX C

All Kids Program Data

The number of individuals enrolled in the Covering All Kids health insurance program by county, and, for counties with a population of 100,000 or greater, by geo zip code.

Mercer	ALL ZIPS	PREMIUM LEVEL 2	18
Mercer	ALL ZIPS	SHARE	10
Monroe	ALL ZIPS	ASSIST	739
Monroe	ALL ZIPS	PREMIUM LEVEL 1	21
Monroe	ALL ZIPS	PREMIUM LEVEL 2	15
Monroe	ALL ZIPS	SHARE	8
Montgomery	ALL ZIPS	ASSIST	3,483
Montgomery	ALL ZIPS	PREMIUM LEVEL 1	151
Montgomery	ALL ZIPS	PREMIUM LEVEL 2	96
Montgomery	ALL ZIPS	SHARE	73
Morgan	ALL ZIPS	ASSIST	3,856
Morgan	ALL ZIPS	PREMIUM LEVEL 1	138
Morgan	ALL ZIPS	PREMIUM LEVEL 2	72
Morgan	ALL ZIPS	SHARE	70
Moultrie	ALL ZIPS	ASSIST	40
Moultrie	ALL ZIPS	PREMIUM LEVEL 1	60
Moultrie	ALL ZIPS	PREMIUM LEVEL 2	27
Moultrie	ALL ZIPS	SHARE	21
N/A	ALL ZIPS	ASSIST	19
N/A	ALL ZIPS	SHARE	
Ogle	ALL ZIPS	ASSIST	5,652
Ogle	ALL ZIPS	PREMIUM LEVEL 1	270
Ogle	ALL ZIPS	PREMIUM LEVEL 2	157
Ogle	ALL ZIPS	SHARE	154
Peoria	614	ASSIST	52
Peoria	614	PREMIUM LEVEL 1	
Peoria	614	PREMIUM LEVEL 2	
Peoria	614	SHARE	
Peoria	615	ASSIST	2,699
Peoria	615	PREMIUM LEVEL 1	198
Peoria	615	PREMIUM LEVEL 2	104
Peoria	615	SHARE	114
Peoria	616	ASSIST	19,928
Peoria	616	PREMIUM LEVEL 1	493
Peoria	616	PREMIUM LEVEL 2	196
Peoria	616	SHARE	281
Perry	ALL ZIPS	ASSIST	1,816
Perry	ALL ZIPS	PREMIUM LEVEL 1	33
Perry	ALL ZIPS	PREMIUM LEVEL 2	16
Perry	ALL ZIPS	SHARE	16
Piatt	ALL ZIPS	ASSIST	17
Piatt	ALL ZIPS	PREMIUM LEVEL 1	20
Piatt	ALL ZIPS	PREMIUM LEVEL 2	
Piatt	ALL ZIPS	SHARE	11
Pike	ALL ZIPS	ASSIST	1,561
Pike	ALL ZIPS	PREMIUM LEVEL 1	69

APPENDIX C

All Kids Program Data

The number of individuals enrolled in the Covering All Kids health insurance program by county, and, for counties with a population of 100,000 or greater, by geo zip code.

Pike	ALL ZIPS	PREMIUM LEVEL 2	57
Pike	ALL ZIPS	SHARE	48
Pope	ALL ZIPS	ASSIST	█
Pope	ALL ZIPS	PREMIUM LEVEL 1	16
Pope	ALL ZIPS	PREMIUM LEVEL 2	13
Pope	ALL ZIPS	SHARE	7
Pulaski	ALL ZIPS	ASSIST	2,202
Pulaski	ALL ZIPS	PREMIUM LEVEL 1	36
Pulaski	ALL ZIPS	PREMIUM LEVEL 2	12
Pulaski	ALL ZIPS	SHARE	24
Putnam	ALL ZIPS	ASSIST	347
Putnam	ALL ZIPS	PREMIUM LEVEL 1	█
Putnam	ALL ZIPS	PREMIUM LEVEL 2	6
Randolph	ALL ZIPS	ASSIST	3,202
Randolph	ALL ZIPS	PREMIUM LEVEL 1	223
Randolph	ALL ZIPS	PREMIUM LEVEL 2	102
Randolph	ALL ZIPS	SHARE	110
Richland	ALL ZIPS	ASSIST	3,329
Richland	ALL ZIPS	PREMIUM LEVEL 1	105
Richland	ALL ZIPS	PREMIUM LEVEL 2	50
Richland	ALL ZIPS	SHARE	57
Rock Island	612	ASSIST	17,363
Rock Island	612	PREMIUM LEVEL 1	547
Rock Island	612	PREMIUM LEVEL 2	218
Rock Island	612	SHARE	300
Saline	ALL ZIPS	ASSIST	4,581
Saline	ALL ZIPS	PREMIUM LEVEL 1	152
Saline	ALL ZIPS	PREMIUM LEVEL 2	77
Saline	ALL ZIPS	SHARE	60
Sangamon	625	ASSIST	1,488
Sangamon	625	PREMIUM LEVEL 1	88
Sangamon	625	PREMIUM LEVEL 2	35
Sangamon	625	SHARE	61
Sangamon	626	ASSIST	2,067
Sangamon	626	PREMIUM LEVEL 1	114
Sangamon	626	PREMIUM LEVEL 2	83
Sangamon	626	SHARE	62
Sangamon	627	ASSIST	16,662
Sangamon	627	PREMIUM LEVEL 1	420
Sangamon	627	PREMIUM LEVEL 2	161
Sangamon	627	SHARE	265
Schuyler	ALL ZIPS	ASSIST	762
Schuyler	ALL ZIPS	PREMIUM LEVEL 1	65
Schuyler	ALL ZIPS	PREMIUM LEVEL 2	19
Schuyler	ALL ZIPS	SHARE	44
Scott	ALL ZIPS	ASSIST	354

APPENDIX C

All Kids Program Data

The number of individuals enrolled in the Covering All Kids health insurance program by county, and, for counties with a population of 100,000 or greater, by geo zip code.

Scott	ALL ZIPS	PREMIUM LEVEL 1	
Scott	ALL ZIPS	PREMIUM LEVEL 2	
Shelby	ALL ZIPS	ASSIST	67
Shelby	ALL ZIPS	PREMIUM LEVEL 1	87
Shelby	ALL ZIPS	PREMIUM LEVEL 2	60
Shelby	ALL ZIPS	SHARE	64
St Clair	620	ASSIST	412
St Clair	620	PREMIUM LEVEL 1	
St Clair	620	PREMIUM LEVEL 2	11
St Clair	620	SHARE	
St Clair	622	ASSIST	29,348
St Clair	622	PREMIUM LEVEL 1	756
St Clair	622	PREMIUM LEVEL 2	389
St Clair	622	SHARE	530
Stark	ALL ZIPS	ASSIST	369
Stark	ALL ZIPS	PREMIUM LEVEL 1	14
Stark	ALL ZIPS	PREMIUM LEVEL 2	
Stark	ALL ZIPS	SHARE	
Stephenson	ALL ZIPS	ASSIST	5,864
Stephenson	ALL ZIPS	PREMIUM LEVEL 1	273
Stephenson	ALL ZIPS	PREMIUM LEVEL 2	125
Stephenson	ALL ZIPS	SHARE	155
Tazewell	615	ASSIST	7,576
Tazewell	615	PREMIUM LEVEL 1	324
Tazewell	615	PREMIUM LEVEL 2	202
Tazewell	615	SHARE	146
Tazewell	616	ASSIST	2,753
Tazewell	616	PREMIUM LEVEL 1	128
Tazewell	616	PREMIUM LEVEL 2	59
Tazewell	616	SHARE	76
Tazewell	617	ASSIST	769
Tazewell	617	PREMIUM LEVEL 1	51
Tazewell	617	PREMIUM LEVEL 2	38
Tazewell	617	SHARE	18
Tazewell	626	ASSIST	23
Tazewell	626	PREMIUM LEVEL 2	
Union	ALL ZIPS	ASSIST	2,186
Union	ALL ZIPS	PREMIUM LEVEL 1	105
Union	ALL ZIPS	PREMIUM LEVEL 2	44
Union	ALL ZIPS	SHARE	63
Vermilion	ALL ZIPS	ASSIST	11,875
Vermilion	ALL ZIPS	PREMIUM LEVEL 1	356
Vermilion	ALL ZIPS	PREMIUM LEVEL 2	143
Vermilion	ALL ZIPS	SHARE	221
Wabash	ALL ZIPS	ASSIST	1,353
Wabash	ALL ZIPS	PREMIUM LEVEL 1	64

APPENDIX C

All Kids Program Data

The number of individuals enrolled in the Covering All Kids health insurance program by county, and, for counties with a population of 100,000 or greater, by geo zip code.

Wabash	ALL ZIPS	PREMIUM LEVEL 2	40
Wabash	ALL ZIPS	SHARE	49
Warren	ALL ZIPS	ASSIST	2,424
Warren	ALL ZIPS	PREMIUM LEVEL 1	149
Warren	ALL ZIPS	PREMIUM LEVEL 2	66
Warren	ALL ZIPS	SHARE	115
Washington	ALL ZIPS	ASSIST	692
Washington	ALL ZIPS	PREMIUM LEVEL 1	24
Washington	ALL ZIPS	PREMIUM LEVEL 2	12
Washington	ALL ZIPS	SHARE	7
Wayne	ALL ZIPS	ASSIST	1,341
Wayne	ALL ZIPS	PREMIUM LEVEL 1	52
Wayne	ALL ZIPS	PREMIUM LEVEL 2	26
Wayne	ALL ZIPS	SHARE	15
White	ALL ZIPS	ASSIST	1,419
White	ALL ZIPS	PREMIUM LEVEL 1	64
White	ALL ZIPS	PREMIUM LEVEL 2	16
White	ALL ZIPS	SHARE	26
Whiteside	ALL ZIPS	ASSIST	6,267
Whiteside	ALL ZIPS	PREMIUM LEVEL 1	315
Whiteside	ALL ZIPS	PREMIUM LEVEL 2	130
Whiteside	ALL ZIPS	SHARE	154
Will	604	ASSIST	48,223
Will	604	PREMIUM LEVEL 1	1,637
Will	604	PREMIUM LEVEL 2	870
Will	604	SHARE	850
Will	605	ASSIST	5,906
Will	605	PREMIUM LEVEL 1	354
Will	605	PREMIUM LEVEL 2	242
Will	605	SHARE	178
Will	609	ASSIST	89
Will	609	PREMIUM LEVEL 1	7
Will	609	SHARE	7
Will	628	ASSIST	7
Will	629	ASSIST	14
Williamson	ALL ZIPS	ASSIST	7,621
Williamson	ALL ZIPS	PREMIUM LEVEL 1	304
Williamson	ALL ZIPS	PREMIUM LEVEL 2	150
Williamson	ALL ZIPS	SHARE	138
Winnebago	601	ASSIST	142
Winnebago	601	PREMIUM LEVEL 1	8
Winnebago	601	SHARE	7
Winnebago	610	ASSIST	5,608
Winnebago	610	PREMIUM LEVEL 1	383
Winnebago	610	PREMIUM LEVEL 2	134
Winnebago	610	SHARE	146

APPENDIX C

All Kids Program Data

The number of individuals enrolled in the Covering All Kids health insurance program by county, and, for counties with a population of 100,000 or greater, by geo zip code.

Winnebago	611	ASSIST	34,734
Winnebago	611	PREMIUM LEVEL 1	707
Winnebago	611	PREMIUM LEVEL 2	320
Winnebago	611	SHARE	466
Woodford	ALL ZIPS	ASSIST	1,074
Woodford	ALL ZIPS	PREMIUM LEVEL 1	52
Woodford	ALL ZIPS	PREMIUM LEVEL 2	41
Woodford	ALL ZIPS	SHARE	25

Individuals enrolled in the Covering All Kids health insurance program whose geo zip code data is missing, or does not match the County information provided for that individual are provided below.

County	Zip Code	Level	Clients
Champaign		ASSIST	
Champaign	223	ASSIST	
Champaign	282	ASSIST	
Champaign	300	ASSIST	
Champaign	306	ASSIST	
Champaign	310	ASSIST	
Champaign	338	ASSIST	
Champaign	347	ASSIST	
Champaign	391	ASSIST	
Champaign	462	ASSIST	
Champaign	468	ASSIST	
Champaign	479	ASSIST	
Champaign	491	ASSIST	
Champaign	528	ASSIST	
Champaign	553	ASSIST	
Champaign	600	ASSIST	9
Champaign	600	PREMIUM LEVEL 1	
Champaign	601	ASSIST	9
Champaign	602	ASSIST	
Champaign	603	ASSIST	
Champaign	604	ASSIST	26
Champaign	604	PREMIUM LEVEL 2	
Champaign	605	ASSIST	11
Champaign	605	PREMIUM LEVEL 2	
Champaign	605	SHARE	
Champaign	606	ASSIST	31

APPENDIX C

All Kids Program Data

The number of individuals enrolled in the Covering All Kids health insurance program by county, and, for counties with a population of 100,000 or greater, by geo zip code.

Champaign	608	ASSIST	
Champaign	610	ASSIST	
Champaign	611	ASSIST	
Champaign	612	ASSIST	
Champaign	613	ASSIST	
Champaign	614	ASSIST	
Champaign	615	ASSIST	12
Champaign	615	PREMIUM LEVEL 2	
Champaign	616	ASSIST	7
Champaign	617	ASSIST	25
Champaign	617	PREMIUM LEVEL 1	
Champaign	617	SHARE	
Champaign	620	ASSIST	7
Champaign	622	ASSIST	
Champaign	623	ASSIST	
Champaign	624	ASSIST	
Champaign	624	PREMIUM LEVEL 2	
Champaign	625	ASSIST	16
Champaign	625	PREMIUM LEVEL 2	
Champaign	626	ASSIST	6
Champaign	626	PREMIUM LEVEL 1	
Champaign	626	SHARE	
Champaign	627	ASSIST	24
Champaign	628	PREMIUM LEVEL 2	
Champaign	712	ASSIST	
Champaign	760	ASSIST	
Champaign	770	ASSIST	
Champaign	782	ASSIST	
Champaign	935	ASSIST	
Champaign	951	ASSIST	
Cook	060	Internal Medicine	
Cook	616	Diagnostic Pharmaceutical Agents	
Cook	618	General Dentistry	
Cook		ASSIST	49
Cook		PREMIUM LEVEL 1	
Cook		PREMIUM LEVEL 2	
Cook	006	ASSIST	
Cook	007	ASSIST	8
Cook	008	ASSIST	

APPENDIX C

All Kids Program Data

The number of individuals enrolled in the Covering All Kids health insurance program by county, and, for counties with a population of 100,000 or greater, by geo zip code.

Cook	024	SHARE
Cook	029	ASSIST
Cook	030	ASSIST
Cook	031	ASSIST
Cook	060	ASSIST
Cook	063	ASSIST
Cook	070	ASSIST
Cook	077	ASSIST
Cook	097	ASSIST
Cook	104	ASSIST
Cook	113	ASSIST
Cook	115	ASSIST
Cook	125	ASSIST
Cook	148	ASSIST
Cook	152	ASSIST
Cook	171	ASSIST
Cook	174	ASSIST
Cook	190	ASSIST
Cook	191	ASSIST
Cook	200	ASSIST
Cook	207	ASSIST
Cook	208	ASSIST
Cook	217	ASSIST
Cook	219	ASSIST
Cook	220	ASSIST
Cook	225	ASSIST
Cook	235	ASSIST
Cook	236	ASSIST
Cook	239	ASSIST
Cook	249	ASSIST
Cook	263	ASSIST
Cook	271	ASSIST
Cook	272	ASSIST
Cook	273	ASSIST
Cook	275	ASSIST
Cook	280	ASSIST
Cook	281	ASSIST
Cook	282	ASSIST
Cook	283	ASSIST

6

7

6

APPENDIX C

All Kids Program Data

The number of individuals enrolled in the Covering All Kids health insurance program by county, and, for counties with a population of 100,000 or greater, by geo zip code.

Cook	284	ASSIST	
Cook	286	ASSIST	
Cook	291	ASSIST	
Cook	294	ASSIST	
Cook	295	ASSIST	
Cook	296	ASSIST	
Cook	297	ASSIST	
Cook	299	ASSIST	
Cook	300	ASSIST	44
Cook	301	ASSIST	16
Cook	302	ASSIST	16
Cook	303	ASSIST	9
Cook	305	ASSIST	
Cook	308	ASSIST	
Cook	310	ASSIST	
Cook	313	ASSIST	
Cook	314	ASSIST	
Cook	315	ASSIST	
Cook	320	ASSIST	
Cook	322	ASSIST	
Cook	324	ASSIST	
Cook	325	ASSIST	
Cook	327	ASSIST	
Cook	328	ASSIST	9
Cook	330	ASSIST	
Cook	333	ASSIST	
Cook	334	ASSIST	
Cook	335	ASSIST	6
Cook	336	ASSIST	
Cook	337	ASSIST	
Cook	338	ASSIST	
Cook	339	ASSIST	8
Cook	341	ASSIST	
Cook	342	ASSIST	6
Cook	346	ASSIST	
Cook	347	ASSIST	8
Cook	349	ASSIST	
Cook	351	ASSIST	
Cook	352	ASSIST	

APPENDIX C

All Kids Program Data

The number of individuals enrolled in the Covering All Kids health insurance program by county, and, for counties with a population of 100,000 or greater, by geo zip code.

Cook	354	ASSIST	
Cook	356	ASSIST	
Cook	357	ASSIST	6
Cook	358	ASSIST	
Cook	359	ASSIST	
Cook	360	ASSIST	
Cook	361	ASSIST	
Cook	362	ASSIST	
Cook	363	ASSIST	
Cook	366	ASSIST	
Cook	370	ASSIST	
Cook	371	ASSIST	
Cook	372	ASSIST	
Cook	373	ASSIST	
Cook	378	ASSIST	
Cook	379	ASSIST	
Cook	380	ASSIST	
Cook	381	ASSIST	28
Cook	383	ASSIST	8
Cook	384	ASSIST	
Cook	386	ASSIST	8
Cook	387	ASSIST	12
Cook	388	ASSIST	
Cook	389	ASSIST	6
Cook	390	ASSIST	
Cook	391	ASSIST	
Cook	392	ASSIST	
Cook	393	ASSIST	
Cook	394	ASSIST	
Cook	395	ASSIST	13
Cook	396	ASSIST	
Cook	397	ASSIST	
Cook	400	ASSIST	
Cook	401	ASSIST	
Cook	402	ASSIST	6
Cook	403	ASSIST	
Cook	405	ASSIST	7
Cook	410	ASSIST	
Cook	420	ASSIST	

APPENDIX C

All Kids Program Data

The number of individuals enrolled in the Covering All Kids health insurance program by county, and, for counties with a population of 100,000 or greater, by geo zip code.

Cook	421	ASSIST	
Cook	423	ASSIST	
Cook	427	ASSIST	
Cook	431	ASSIST	
Cook	432	ASSIST	
Cook	434	ASSIST	
Cook	436	ASSIST	
Cook	437	ASSIST	
Cook	440	ASSIST	
Cook	441	ASSIST	
Cook	442	ASSIST	
Cook	443	ASSIST	
Cook	446	ASSIST	
Cook	447	ASSIST	
Cook	448	ASSIST	
Cook	452	ASSIST	
Cook	453	ASSIST	
Cook	454	ASSIST	
Cook	460	ASSIST	
Cook	461	ASSIST	
Cook	462	ASSIST	41
Cook	463	ASSIST	172
Cook	464	ASSIST	90
Cook	464	PREMIUM LEVEL 1	
Cook	465	ASSIST	19
Cook	466	ASSIST	12
Cook	467	ASSIST	
Cook	468	ASSIST	13
Cook	469	ASSIST	
Cook	472	ASSIST	
Cook	473	ASSIST	
Cook	474	ASSIST	6
Cook	476	ASSIST	
Cook	477	ASSIST	
Cook	478	ASSIST	
Cook	479	ASSIST	12
Cook	480	ASSIST	
Cook	482	ASSIST	
Cook	482	PREMIUM LEVEL 2	

APPENDIX C

All Kids Program Data

The number of individuals enrolled in the Covering All Kids health insurance program by county, and, for counties with a population of 100,000 or greater, by geo zip code.

Cook	484	ASSIST	
Cook	485	ASSIST	
Cook	486	ASSIST	
Cook	489	ASSIST	6
Cook	490	ASSIST	12
Cook	491	ASSIST	
Cook	493	ASSIST	
Cook	494	ASSIST	
Cook	495	ASSIST	8
Cook	498	ASSIST	
Cook	499	ASSIST	
Cook	500	ASSIST	
Cook	501	ASSIST	
Cook	502	ASSIST	
Cook	503	ASSIST	
Cook	504	ASSIST	
Cook	505	ASSIST	
Cook	507	ASSIST	6
Cook	510	ASSIST	
Cook	511	ASSIST	
Cook	516	ASSIST	
Cook	520	ASSIST	15
Cook	522	ASSIST	10
Cook	523	ASSIST	
Cook	524	ASSIST	7
Cook	525	ASSIST	
Cook	526	ASSIST	
Cook	527	ASSIST	12
Cook	528	ASSIST	17
Cook	530	ASSIST	7
Cook	531	ASSIST	36
Cook	532	ASSIST	36
Cook	534	ASSIST	12
Cook	535	ASSIST	23
Cook	537	ASSIST	16
Cook	537	PREMIUM LEVEL 1	
Cook	538	ASSIST	
Cook	539	ASSIST	
Cook	542	ASSIST	

APPENDIX C

All Kids Program Data

The number of individuals enrolled in the Covering All Kids health insurance program by county, and, for counties with a population of 100,000 or greater, by geo zip code.

Cook	543	ASSIST	
Cook	544	ASSIST	
Cook	546	ASSIST	
Cook	547	ASSIST	
Cook	548	ASSIST	
Cook	549	ASSIST	
Cook	550	ASSIST	10
Cook	551	ASSIST	15
Cook	553	ASSIST	11
Cook	554	ASSIST	30
Cook	558	ASSIST	
Cook	559	ASSIST	8
Cook	560	ASSIST	
Cook	561	ASSIST	
Cook	563	ASSIST	
Cook	564	ASSIST	
Cook	565	ASSIST	
Cook	573	ASSIST	
Cook	576	ASSIST	
Cook	584	ASSIST	
Cook	596	ASSIST	
Cook	598	ASSIST	
Cook	609	ASSIST	569
Cook	609	PREMIUM LEVEL 1	15
Cook	609	PREMIUM LEVEL 2	7
Cook	609	SHARE	11
Cook	610	ASSIST	668
Cook	610	PREMIUM LEVEL 1	
Cook	610	PREMIUM LEVEL 2	
Cook	610	SHARE	
Cook	611	ASSIST	984
Cook	611	PREMIUM LEVEL 1	
Cook	611	PREMIUM LEVEL 2	
Cook	611	SHARE	
Cook	612	ASSIST	476
Cook	613	ASSIST	287
Cook	614	ASSIST	352
Cook	614	PREMIUM LEVEL 1	6
Cook	615	ASSIST	623

APPENDIX C

All Kids Program Data

The number of individuals enrolled in the Covering All Kids health insurance program by county, and, for counties with a population of 100,000 or greater, by geo zip code.

Cook	615	PREMIUM LEVEL 1	
Cook	615	SHARE	
Cook	616	ASSIST	1,061
Cook	616	PREMIUM LEVEL 2	
Cook	617	ASSIST	757
Cook	617	PREMIUM LEVEL 1	
Cook	617	PREMIUM LEVEL 2	
Cook	618	ASSIST	1,188
Cook	618	PREMIUM LEVEL 1	6
Cook	618	PREMIUM LEVEL 2	
Cook	618	SHARE	
Cook	619	ASSIST	207
Cook	619	PREMIUM LEVEL 1	
Cook	620	ASSIST	633
Cook	620	PREMIUM LEVEL 1	
Cook	620	PREMIUM LEVEL 2	
Cook	621	ASSIST	
Cook	622	ASSIST	935
Cook	622	PREMIUM LEVEL 1	
Cook	622	PREMIUM LEVEL 2	
Cook	622	SHARE	
Cook	623	ASSIST	320
Cook	623	PREMIUM LEVEL 1	
Cook	623	PREMIUM LEVEL 2	
Cook	624	ASSIST	313
Cook	624	PREMIUM LEVEL 1	
Cook	625	ASSIST	579
Cook	625	PREMIUM LEVEL 1	
Cook	625	PREMIUM LEVEL 2	
Cook	625	SHARE	
Cook	626	ASSIST	399
Cook	626	PREMIUM LEVEL 1	6
Cook	626	PREMIUM LEVEL 2	
Cook	626	SHARE	
Cook	627	ASSIST	2,418
Cook	628	ASSIST	641
Cook	628	PREMIUM LEVEL 1	9
Cook	628	PREMIUM LEVEL 2	
Cook	629	ASSIST	570

APPENDIX C

All Kids Program Data

The number of individuals enrolled in the Covering All Kids health insurance program by county, and, for counties with a population of 100,000 or greater, by geo zip code.

Cook	629	PREMIUM LEVEL 1	
Cook	630	ASSIST	6
Cook	631	ASSIST	23
Cook	633	ASSIST	10
Cook	634	ASSIST	
Cook	637	ASSIST	
Cook	638	ASSIST	6
Cook	640	ASSIST	
Cook	641	ASSIST	10
Cook	646	ASSIST	
Cook	648	ASSIST	
Cook	650	ASSIST	
Cook	651	ASSIST	
Cook	652	ASSIST	7
Cook	653	ASSIST	
Cook	655	ASSIST	
Cook	656	ASSIST	
Cook	658	ASSIST	
Cook	660	ASSIST	
Cook	660	PREMIUM LEVEL 1	
Cook	661	ASSIST	
Cook	662	ASSIST	
Cook	667	ASSIST	
Cook	672	ASSIST	
Cook	681	ASSIST	
Cook	687	ASSIST	
Cook	688	ASSIST	
Cook	689	ASSIST	
Cook	691	ASSIST	
Cook	700	ASSIST	
Cook	701	ASSIST	
Cook	704	PREMIUM LEVEL 2	
Cook	705	ASSIST	
Cook	707	ASSIST	
Cook	711	ASSIST	
Cook	712	ASSIST	6
Cook	716	ASSIST	
Cook	720	ASSIST	
Cook	721	ASSIST	

APPENDIX C

All Kids Program Data

The number of individuals enrolled in the Covering All Kids health insurance program by county, and, for counties with a population of 100,000 or greater, by geo zip code.

Cook	722	ASSIST	
Cook	723	ASSIST	
Cook	724	ASSIST	
Cook	730	ASSIST	
Cook	739	ASSIST	
Cook	741	ASSIST	
Cook	748	ASSIST	
Cook	750	ASSIST	12
Cook	751	ASSIST	
Cook	752	ASSIST	8
Cook	754	ASSIST	
Cook	758	ASSIST	
Cook	760	ASSIST	
Cook	761	ASSIST	
Cook	762	ASSIST	
Cook	765	ASSIST	
Cook	770	ASSIST	14
Cook	773	ASSIST	8
Cook	774	ASSIST	
Cook	775	ASSIST	
Cook	776	ASSIST	
Cook	777	ASSIST	
Cook	778	ASSIST	
Cook	780	ASSIST	
Cook	782	ASSIST	
Cook	785	ASSIST	18
Cook	786	ASSIST	
Cook	788	ASSIST	
Cook	790	ASSIST	
Cook	800	ASSIST	
Cook	801	ASSIST	
Cook	802	ASSIST	
Cook	810	ASSIST	
Cook	829	ASSIST	
Cook	834	ASSIST	
Cook	837	ASSIST	
Cook	841	ASSIST	6
Cook	850	ASSIST	9
Cook	851	ASSIST	9

APPENDIX C

All Kids Program Data

The number of individuals enrolled in the Covering All Kids health insurance program by county, and, for counties with a population of 100,000 or greater, by geo zip code.

Cook	852	ASSIST	13
Cook	853	ASSIST	29
Cook	856	ASSIST	
Cook	857	ASSIST	
Cook	870	ASSIST	
Cook	871	ASSIST	
Cook	880	ASSIST	
Cook	890	ASSIST	6
Cook	891	ASSIST	19
Cook	900	ASSIST	
Cook	906	ASSIST	
Cook	912	ASSIST	
Cook	913	ASSIST	
Cook	917	ASSIST	6
Cook	919	ASSIST	
Cook	920	ASSIST	
Cook	921	ASSIST	
Cook	922	ASSIST	
Cook	923	ASSIST	
Cook	925	ASSIST	
Cook	926	ASSIST	
Cook	928	ASSIST	7
Cook	932	ASSIST	
Cook	939	ASSIST	
Cook	944	ASSIST	
Cook	945	ASSIST	
Cook	946	ASSIST	
Cook	948	ASSIST	
Cook	951	ASSIST	
Cook	953	ASSIST	6
Cook	955	ASSIST	
Cook	956	ASSIST	
Cook	958	ASSIST	
Cook	967	ASSIST	
Cook	968	ASSIST	
Cook	972	ASSIST	
Cook	974	ASSIST	
Cook	978	ASSIST	
Cook	980	ASSIST	

APPENDIX C

All Kids Program Data

The number of individuals enrolled in the Covering All Kids health insurance program by county, and, for counties with a population of 100,000 or greater, by geo zip code.

Cook	981	ASSIST	
Cook	982	ASSIST	
Cook	984	ASSIST	6
Cook	989	ASSIST	
Cook	991	ASSIST	
Cook	993	ASSIST	
Cook	999	ASSIST	
Dekalb	032	ASSIST	
Dekalb	217	ASSIST	
Dekalb	310	ASSIST	
Dekalb	339	ASSIST	
Dekalb	371	ASSIST	
Dekalb	376	ASSIST	
Dekalb	424	ASSIST	
Dekalb	433	ASSIST	
Dekalb	462	ASSIST	
Dekalb	465	ASSIST	
Dekalb	498	ASSIST	
Dekalb	503	ASSIST	
Dekalb	511	ASSIST	
Dekalb	600	ASSIST	16
Dekalb	600	PREMIUM LEVEL 1	
Dekalb	600	PREMIUM LEVEL 2	
Dekalb	603	SHARE	
Dekalb	604	ASSIST	36
Dekalb	604	PREMIUM LEVEL 1	
Dekalb	604	SHARE	
Dekalb	606	ASSIST	53
Dekalb	607	ASSIST	
Dekalb	608	ASSIST	6
Dekalb	609	PREMIUM LEVEL 2	
Dekalb	611	ASSIST	12
Dekalb	611	SHARE	
Dekalb	612	ASSIST	
Dekalb	613	ASSIST	12
Dekalb	613	SHARE	
Dekalb	614	ASSIST	
Dekalb	615	ASSIST	
Dekalb	616	ASSIST	

APPENDIX C

All Kids Program Data

The number of individuals enrolled in the Covering All Kids health insurance program by county, and, for counties with a population of 100,000 or greater, by geo zip code.

Dekalb	617	ASSIST	[REDACTED]
Dekalb	618	ASSIST	
Dekalb	619	PREMIUM LEVEL 1	
Dekalb	625	ASSIST	
Dekalb	627	ASSIST	
Dekalb	628	ASSIST	
Dekalb	681	ASSIST	
Dekalb	891	ASSIST	
Dekalb	939	ASSIST	
Dekalb	946	ASSIST	
DOC Inmates Not Medicaid Eligible- Inpatient/Outpatient Serv Only(Non- Medicaid)	ALL ZIPS	ASSIST	8
DuPage	505	Radiology Diagnosis	[REDACTED]
DuPage	535	Nephrology	
DuPage	905	Obstetric-Gynecology	
DuPage		ASSIST	
DuPage	007	ASSIST	
DuPage	054	ASSIST	
DuPage	064	ASSIST	
DuPage	150	ASSIST	
DuPage	276	ASSIST	
DuPage	321	ASSIST	
DuPage	322	ASSIST	
DuPage	325	ASSIST	
DuPage	335	ASSIST	
DuPage	337	ASSIST	
DuPage	339	ASSIST	
DuPage	346	ASSIST	
DuPage	371	ASSIST	
DuPage	381	ASSIST	
DuPage	387	ASSIST	
DuPage	397	ASSIST	
DuPage	401	ASSIST	
DuPage	432	ASSIST	
DuPage	436	ASSIST	
DuPage	450	ASSIST	
DuPage	462	ASSIST	

APPENDIX C

All Kids Program Data

The number of individuals enrolled in the Covering All Kids health insurance program by county, and, for counties with a population of 100,000 or greater, by geo zip code.

DuPage	463	ASSIST	8
DuPage	464	ASSIST	
DuPage	465	ASSIST	
DuPage	480	ASSIST	
DuPage	488	ASSIST	
DuPage	489	ASSIST	
DuPage	531	ASSIST	
DuPage	532	ASSIST	
DuPage	535	ASSIST	
DuPage	537	ASSIST	
DuPage	539	ASSIST	
DuPage	544	ASSIST	
DuPage	550	ASSIST	
DuPage	554	ASSIST	
DuPage	557	ASSIST	
DuPage	587	ASSIST	
DuPage	602	ASSIST	9
DuPage	602	PREMIUM LEVEL 1	
DuPage	606	ASSIST	805
DuPage	606	PREMIUM LEVEL 1	24
DuPage	606	PREMIUM LEVEL 2	7
DuPage	606	SHARE	8
DuPage	607	ASSIST	87
DuPage	608	ASSIST	118
DuPage	608	SHARE	
DuPage	609	ASSIST	12
DuPage	609	PREMIUM LEVEL 1	
DuPage	610	ASSIST	25
DuPage	610	PREMIUM LEVEL 1	7
DuPage	611	ASSIST	40
DuPage	611	PREMIUM LEVEL 2	
DuPage	612	ASSIST	7
DuPage	612	PREMIUM LEVEL 2	
DuPage	613	ASSIST	
DuPage	614	ASSIST	
DuPage	615	ASSIST	
DuPage	615	PREMIUM LEVEL 1	
DuPage	616	ASSIST	
DuPage	617	ASSIST	

APPENDIX C

All Kids Program Data

The number of individuals enrolled in the Covering All Kids health insurance program by county, and, for counties with a population of 100,000 or greater, by geo zip code.

DuPage	617	PREMIUM LEVEL 1	
DuPage	617	SHARE	
DuPage	618	ASSIST	9
DuPage	619	ASSIST	6
DuPage	620	ASSIST	
DuPage	620	PREMIUM LEVEL 2	
DuPage	622	ASSIST	9
DuPage	624	ASSIST	
DuPage	624	PREMIUM LEVEL 1	
DuPage	625	ASSIST	
DuPage	626	ASSIST	
DuPage	626	PREMIUM LEVEL 1	
DuPage	627	ASSIST	16
DuPage	628	ASSIST	
DuPage	629	ASSIST	
DuPage	629	PREMIUM LEVEL 2	
DuPage	631	ASSIST	
DuPage	633	ASSIST	
DuPage	656	ASSIST	
DuPage	750	ASSIST	
DuPage	760	ASSIST	
DuPage	774	ASSIST	
DuPage	782	ASSIST	
DuPage	785	ASSIST	
DuPage	787	ASSIST	
DuPage	809	ASSIST	
DuPage	829	ASSIST	
DuPage	850	ASSIST	
DuPage	852	ASSIST	
DuPage	853	ASSIST	
DuPage	875	ASSIST	
DuPage	883	ASSIST	
DuPage	890	ASSIST	
DuPage	917	ASSIST	
DuPage	932	ASSIST	
DuPage	936	ASSIST	
DuPage	941	ASSIST	
DuPage	980	ASSIST	
DuPage	989	ASSIST	

APPENDIX C

All Kids Program Data

The number of individuals enrolled in the Covering All Kids health insurance program by county, and, for counties with a population of 100,000 or greater, by geo zip code.

Kane		ASSIST	8
Kane	196	ASSIST	
Kane	258	ASSIST	
Kane	278	ASSIST	
Kane	284	ASSIST	
Kane	313	ASSIST	
Kane	315	ASSIST	
Kane	320	ASSIST	
Kane	325	ASSIST	
Kane	333	ASSIST	
Kane	336	ASSIST	
Kane	339	ASSIST	
Kane	346	ASSIST	
Kane	370	ASSIST	
Kane	381	ASSIST	
Kane	386	ASSIST	
Kane	394	ASSIST	
Kane	430	ASSIST	
Kane	445	ASSIST	
Kane	450	ASSIST	
Kane	455	ASSIST	
Kane	461	ASSIST	
Kane	468	ASSIST	
Kane	490	ASSIST	
Kane	495	ASSIST	
Kane	524	ASSIST	
Kane	531	ASSIST	
Kane	545	ASSIST	
Kane	554	ASSIST	
Kane	602	ASSIST	
Kane	603	ASSIST	
Kane	604	ASSIST	412
Kane	604	PREMIUM LEVEL 1	11
Kane	604	PREMIUM LEVEL 2	10
Kane	604	SHARE	
Kane	606	ASSIST	313
Kane	606	PREMIUM LEVEL 1	13
Kane	606	PREMIUM LEVEL 2	
Kane	606	SHARE	10

APPENDIX C

All Kids Program Data

The number of individuals enrolled in the Covering All Kids health insurance program by county, and, for counties with a population of 100,000 or greater, by geo zip code.

Kane	607	ASSIST	18
Kane	607	PREMIUM LEVEL 1	52
Kane	607	PREMIUM LEVEL 2	7
Kane	608	ASSIST	12
Kane	608	PREMIUM LEVEL 1	60
Kane	609	ASSIST	70
Kane	610	ASSIST	7
Kane	610	PREMIUM LEVEL 1	27
Kane	610	SHARE	9
Kane	611	ASSIST	7
Kane	611	PREMIUM LEVEL 1	19
Kane	612	ASSIST	6
Kane	612	PREMIUM LEVEL 2	7
Kane	613	ASSIST	19
Kane	613	PREMIUM LEVEL 1	6
Kane	613	SHARE	7
Kane	614	ASSIST	19
Kane	615	ASSIST	6
Kane	616	ASSIST	7
Kane	616	PREMIUM LEVEL 1	19
Kane	617	ASSIST	6
Kane	618	ASSIST	7
Kane	620	ASSIST	19
Kane	620	PREMIUM LEVEL 1	6
Kane	620	SHARE	7
Kane	622	ASSIST	19
Kane	622	PREMIUM LEVEL 2	6
Kane	624	ASSIST	7
Kane	625	ASSIST	19
Kane	626	ASSIST	6
Kane	627	ASSIST	7
Kane	628	ASSIST	19
Kane	629	ASSIST	6
Kane	637	ASSIST	7
Kane	688	ASSIST	19
Kane	707	ASSIST	6
Kane	750	ASSIST	7
Kane	752	ASSIST	19
Kane	757	ASSIST	6

APPENDIX C

All Kids Program Data

The number of individuals enrolled in the Covering All Kids health insurance program by county, and, for counties with a population of 100,000 or greater, by geo zip code.

Kane	773	ASSIST	
Kane	774	ASSIST	
Kane	775	ASSIST	
Kane	776	ASSIST	
Kane	781	ASSIST	
Kane	797	ASSIST	6
Kane	800	ASSIST	
Kane	810	ASSIST	
Kane	850	ASSIST	
Kane	853	ASSIST	
Kane	875	PREMIUM LEVEL 2	
Kane	891	ASSIST	
Kane	900	ASSIST	
Kane	919	ASSIST	
Kane	982	ASSIST	
Kane	989	ASSIST	
Kankakee		ASSIST	
Kankakee	077	ASSIST	
Kankakee	236	ASSIST	
Kankakee	237	ASSIST	
Kankakee	295	ASSIST	
Kankakee	370	ASSIST	
Kankakee	371	ASSIST	
Kankakee	378	ASSIST	
Kankakee	460	ASSIST	
Kankakee	463	ASSIST	6
Kankakee	476	ASSIST	
Kankakee	479	ASSIST	
Kankakee	490	ASSIST	
Kankakee	496	ASSIST	
Kankakee	497	ASSIST	
Kankakee	532	ASSIST	
Kankakee	554	ASSIST	
Kankakee	585	ASSIST	
Kankakee	600	ASSIST	12
Kankakee	601	ASSIST	16
Kankakee	605	ASSIST	
Kankakee	605	PREMIUM LEVEL 1	
Kankakee	605	SHARE	

APPENDIX C

All Kids Program Data

The number of individuals enrolled in the Covering All Kids health insurance program by county, and, for counties with a population of 100,000 or greater, by geo zip code.

Kankakee	606	ASSIST	50
Kankakee	608	ASSIST	
Kankakee	610	ASSIST	
Kankakee	611	ASSIST	
Kankakee	611	PREMIUM LEVEL 1	
Kankakee	612	ASSIST	
Kankakee	612	PREMIUM LEVEL 1	
Kankakee	613	ASSIST	
Kankakee	616	ASSIST	
Kankakee	617	ASSIST	9
Kankakee	618	ASSIST	12
Kankakee	618	PREMIUM LEVEL 1	
Kankakee	622	ASSIST	
Kankakee	624	ASSIST	
Kankakee	625	PREMIUM LEVEL 1	
Kankakee	627	ASSIST	12
Kankakee	628	ASSIST	
Kankakee	629	ASSIST	
Kankakee	730	ASSIST	
Kankakee	802	ASSIST	
Kankakee	853	ASSIST	
Kankakee	922	ASSIST	
Kankakee	957	ASSIST	
La Salle		ASSIST	
La Salle	170	ASSIST	
La Salle	302	ASSIST	
La Salle	309	ASSIST	
La Salle	322	ASSIST	
La Salle	324	ASSIST	
La Salle	335	ASSIST	
La Salle	336	ASSIST	
La Salle	356	ASSIST	
La Salle	385	ASSIST	
La Salle	474	ASSIST	
La Salle	551	ASSIST	
La Salle	557	ASSIST	
La Salle	600	ASSIST	30
La Salle	600	PREMIUM LEVEL 1	
La Salle	600	PREMIUM LEVEL 2	11

APPENDIX C

All Kids Program Data

The number of individuals enrolled in the Covering All Kids health insurance program by county, and, for counties with a population of 100,000 or greater, by geo zip code.

La Salle	600	SHARE	
La Salle	601	ASSIST	16
La Salle	601	PREMIUM LEVEL 1	
La Salle	601	SHARE	
La Salle	603	ASSIST	
La Salle	603	PREMIUM LEVEL 2	
La Salle	606	ASSIST	10
La Salle	607	ASSIST	
La Salle	609	ASSIST	
La Salle	610	ASSIST	9
La Salle	611	SHARE	
La Salle	614	ASSIST	
La Salle	615	ASSIST	18
La Salle	615	PREMIUM LEVEL 1	
La Salle	616	ASSIST	
La Salle	617	ASSIST	35
La Salle	617	PREMIUM LEVEL 2	
La Salle	618	ASSIST	
La Salle	620	SHARE	
La Salle	623	ASSIST	
La Salle	625	ASSIST	
La Salle	626	ASSIST	
La Salle	627	ASSIST	7
La Salle	628	ASSIST	
La Salle	629	ASSIST	
La Salle	636	ASSIST	
La Salle	650	ASSIST	
La Salle	707	ASSIST	
La Salle	717	ASSIST	
La Salle	756	ASSIST	
La Salle	757	ASSIST	
La Salle	773	ASSIST	
La Salle	782	ASSIST	
La Salle	836	ASSIST	
La Salle	837	ASSIST	
La Salle	851	ASSIST	
Lake	300	Emergency Medicine	
Lake	463	Emergency Medicine	
Lake	463	Pediatrics	

APPENDIX C

All Kids Program Data

The number of individuals enrolled in the Covering All Kids health insurance program by county, and, for counties with a population of 100,000 or greater, by geo zip code.

Lake		ASSIST	
Lake	007	ASSIST	
Lake	114	ASSIST	
Lake	159	ASSIST	
Lake	217	ASSIST	
Lake	236	ASSIST	
Lake	275	ASSIST	
Lake	283	ASSIST	
Lake	300	ASSIST	14
Lake	302	ASSIST	
Lake	306	ASSIST	
Lake	328	ASSIST	
Lake	335	ASSIST	
Lake	337	ASSIST	
Lake	344	ASSIST	
Lake	346	ASSIST	
Lake	365	ASSIST	
Lake	371	ASSIST	
Lake	373	ASSIST	
Lake	374	ASSIST	
Lake	395	ASSIST	
Lake	405	ASSIST	
Lake	462	ASSIST	
Lake	463	ASSIST	
Lake	479	ASSIST	
Lake	490	ASSIST	
Lake	501	ASSIST	
Lake	510	ASSIST	
Lake	528	ASSIST	
Lake	531	ASSIST	48
Lake	532	ASSIST	
Lake	534	ASSIST	
Lake	535	ASSIST	
Lake	543	ASSIST	
Lake	546	ASSIST	
Lake	547	ASSIST	
Lake	549	ASSIST	10
Lake	550	ASSIST	
Lake	551	ASSIST	

APPENDIX C

All Kids Program Data

The number of individuals enrolled in the Covering All Kids health insurance program by county, and, for counties with a population of 100,000 or greater, by geo zip code.

Lake	601	ASSIST	228
Lake	601	PREMIUM LEVEL 1	14
Lake	601	PREMIUM LEVEL 2	11
Lake	602	ASSIST	28
Lake	602	PREMIUM LEVEL 1	
Lake	603	ASSIST	
Lake	604	ASSIST	73
Lake	604	PREMIUM LEVEL 1	
Lake	604	SHARE	
Lake	605	ASSIST	28
Lake	605	PREMIUM LEVEL 1	
Lake	605	PREMIUM LEVEL 2	6
Lake	606	ASSIST	265
Lake	606	PREMIUM LEVEL 1	
Lake	606	PREMIUM LEVEL 2	
Lake	606	SHARE	6
Lake	607	ASSIST	8
Lake	607	PREMIUM LEVEL 1	
Lake	608	ASSIST	12
Lake	609	ASSIST	11
Lake	609	PREMIUM LEVEL 1	
Lake	610	ASSIST	11
Lake	610	PREMIUM LEVEL 2	
Lake	611	ASSIST	7
Lake	611	SHARE	
Lake	612	ASSIST	
Lake	613	ASSIST	9
Lake	613	PREMIUM LEVEL 1	
Lake	613	PREMIUM LEVEL 2	
Lake	614	ASSIST	8
Lake	615	ASSIST	6
Lake	616	ASSIST	
Lake	617	ASSIST	
Lake	618	ASSIST	9
Lake	619	ASSIST	
Lake	620	ASSIST	9
Lake	622	ASSIST	9
Lake	622	PREMIUM LEVEL 1	
Lake	622	SHARE	

APPENDIX C

All Kids Program Data

The number of individuals enrolled in the Covering All Kids health insurance program by county, and, for counties with a population of 100,000 or greater, by geo zip code.

Lake	623	PREMIUM LEVEL 1	
Lake	624	PREMIUM LEVEL 2	
Lake	625	ASSIST	
Lake	626	ASSIST	
Lake	627	ASSIST	28
Lake	628	ASSIST	9
Lake	629	ASSIST	6
Lake	653	ASSIST	
Lake	657	ASSIST	
Lake	660	ASSIST	
Lake	666	ASSIST	
Lake	763	ASSIST	
Lake	775	ASSIST	
Lake	782	ASSIST	
Lake	786	ASSIST	
Lake	787	ASSIST	
Lake	836	ASSIST	
Lake	840	ASSIST	
Lake	851	ASSIST	8
Lake	852	ASSIST	
Lake	891	ASSIST	
Lake	919	ASSIST	
Lake	958	ASSIST	
Lake	995	ASSIST	
Macon		ASSIST	
Macon	009	ASSIST	
Macon	234	ASSIST	
Macon	297	ASSIST	
Macon	300	ASSIST	
Macon	310	ASSIST	
Macon	370	ASSIST	
Macon	380	ASSIST	
Macon	383	ASSIST	8
Macon	395	ASSIST	
Macon	462	ASSIST	
Macon	528	ASSIST	
Macon	530	ASSIST	
Macon	532	ASSIST	
Macon	600	ASSIST	

APPENDIX C

All Kids Program Data

The number of individuals enrolled in the Covering All Kids health insurance program by county, and, for counties with a population of 100,000 or greater, by geo zip code.

Macon	601	ASSIST	
Macon	604	ASSIST	
Macon	605	ASSIST	
Macon	606	ASSIST	20
Macon	607	ASSIST	
Macon	609	ASSIST	
Macon	611	ASSIST	
Macon	611	PREMIUM LEVEL 2	
Macon	611	SHARE	
Macon	612	ASSIST	
Macon	613	ASSIST	
Macon	613	SHARE	
Macon	614	ASSIST	
Macon	616	ASSIST	
Macon	620	ASSIST	7
Macon	620	PREMIUM LEVEL 1	
Macon	622	ASSIST	
Macon	624	ASSIST	8
Macon	624	PREMIUM LEVEL 1	
Macon	626	ASSIST	13
Macon	627	ASSIST	37
Macon	628	ASSIST	6
Macon	629	ASSIST	
Macon	640	ASSIST	
Macon	658	ASSIST	
Macon	661	ASSIST	
Macon	710	ASSIST	
Macon	712	ASSIST	
Macon	724	ASSIST	
Macon	780	ASSIST	
Macon	852	ASSIST	
Madison	080	ASSIST	
Madison	224	ASSIST	
Madison	285	ASSIST	
Madison	290	ASSIST	
Madison	294	ASSIST	
Madison	298	ASSIST	
Madison	313	ASSIST	
Madison	325	ASSIST	

APPENDIX C

All Kids Program Data

The number of individuals enrolled in the Covering All Kids health insurance program by county, and, for counties with a population of 100,000 or greater, by geo zip code.

Madison	342	ASSIST	
Madison	381	ASSIST	
Madison	383	ASSIST	
Madison	402	ASSIST	
Madison	450	ASSIST	
Madison	482	ASSIST	
Madison	492	ASSIST	
Madison	494	ASSIST	
Madison	534	ASSIST	
Madison	600	ASSIST	
Madison	601	ASSIST	14
Madison	601	PREMIUM LEVEL 1	
Madison	601	PREMIUM LEVEL 2	
Madison	601	SHARE	
Madison	604	ASSIST	8
Madison	605	ASSIST	
Madison	606	ASSIST	13
Madison	608	ASSIST	
Madison	609	ASSIST	
Madison	613	ASSIST	
Madison	615	ASSIST	
Madison	616	ASSIST	
Madison	617	ASSIST	
Madison	618	ASSIST	
Madison	619	ASSIST	
Madison	621	ASSIST	
McHenry		ASSIST	
McHenry	207	ASSIST	
McHenry	270	ASSIST	
McHenry	336	ASSIST	
McHenry	339	ASSIST	
McHenry	344	ASSIST	
McHenry	346	ASSIST	
McHenry	377	ASSIST	
McHenry	515	ASSIST	
McHenry	530	ASSIST	
McHenry	531	ASSIST	7
McHenry	535	ASSIST	
McHenry	537	ASSIST	

APPENDIX C

All Kids Program Data

The number of individuals enrolled in the Covering All Kids health insurance program by county, and, for counties with a population of 100,000 or greater, by geo zip code.

McHenry	544	ASSIST	
McHenry	571	ASSIST	
McHenry	604	ASSIST	15
McHenry	604	PREMIUM LEVEL 2	
McHenry	605	ASSIST	18
McHenry	605	PREMIUM LEVEL 2	
McHenry	606	ASSIST	34
McHenry	606	PREMIUM LEVEL 1	
McHenry	606	PREMIUM LEVEL 2	
McHenry	606	SHARE	
McHenry	607	ASSIST	
McHenry	608	ASSIST	
McHenry	611	ASSIST	19
McHenry	611	SHARE	
McHenry	613	ASSIST	
McHenry	615	ASSIST	
McHenry	617	ASSIST	
McHenry	617	SHARE	
McHenry	618	ASSIST	
McHenry	620	ASSIST	
McHenry	625	ASSIST	
McHenry	626	ASSIST	
McHenry	626	PREMIUM LEVEL 1	
McHenry	626	PREMIUM LEVEL 2	
McHenry	626	SHARE	
McHenry	627	ASSIST	
McHenry	629	ASSIST	
McHenry	660	ASSIST	
McHenry	668	ASSIST	
McHenry	725	ASSIST	
McHenry	760	ASSIST	6
McHenry	784	ASSIST	
McHenry	900	ASSIST	
McHenry	914	ASSIST	
McHenry	921	ASSIST	
McHenry	951	ASSIST	
McHenry	975	ASSIST	
McLean		ASSIST	
McLean	191	ASSIST	

APPENDIX C

All Kids Program Data

The number of individuals enrolled in the Covering All Kids health insurance program by county, and, for counties with a population of 100,000 or greater, by geo zip code.

McLean	298	ASSIST	
McLean	300	ASSIST	
McLean	321	ASSIST	
McLean	324	ASSIST	
McLean	329	ASSIST	
McLean	347	ASSIST	
McLean	389	ASSIST	
McLean	461	ASSIST	
McLean	464	ASSIST	
McLean	477	ASSIST	
McLean	478	ASSIST	
McLean	520	ASSIST	
McLean	530	ASSIST	
McLean	535	ASSIST	
McLean	544	ASSIST	
McLean	559	ASSIST	
McLean	600	ASSIST	8
McLean	600	SHARE	
McLean	601	ASSIST	
McLean	602	ASSIST	
McLean	604	ASSIST	81
McLean	604	PREMIUM LEVEL 1	14
McLean	604	PREMIUM LEVEL 2	
McLean	604	SHARE	15
McLean	605	ASSIST	14
McLean	605	SHARE	
McLean	606	ASSIST	35
McLean	606	PREMIUM LEVEL 1	
McLean	607	PREMIUM LEVEL 2	
McLean	608	ASSIST	
McLean	609	ASSIST	114
McLean	609	PREMIUM LEVEL 1	
McLean	609	PREMIUM LEVEL 2	7
McLean	609	SHARE	
McLean	610	ASSIST	
McLean	611	ASSIST	
McLean	613	ASSIST	64
McLean	613	PREMIUM LEVEL 1	10
McLean	613	PREMIUM LEVEL 2	

APPENDIX C

All Kids Program Data

The number of individuals enrolled in the Covering All Kids health insurance program by county, and, for counties with a population of 100,000 or greater, by geo zip code.

McLean	613	SHARE	
McLean	614	ASSIST	
McLean	615	ASSIST	59
McLean	615	PREMIUM LEVEL 1	
McLean	615	SHARE	
McLean	616	ASSIST	36
McLean	620	ASSIST	10
McLean	620	PREMIUM LEVEL 1	
McLean	620	PREMIUM LEVEL 2	
McLean	622	ASSIST	
McLean	622	PREMIUM LEVEL 1	
McLean	622	PREMIUM LEVEL 2	
McLean	624	ASSIST	
McLean	625	ASSIST	13
McLean	625	PREMIUM LEVEL 2	
McLean	626	ASSIST	11
McLean	626	PREMIUM LEVEL 1	
McLean	626	PREMIUM LEVEL 2	
McLean	626	SHARE	
McLean	627	ASSIST	19
McLean	629	ASSIST	
McLean	630	ASSIST	
McLean	635	ASSIST	
McLean	658	ASSIST	
McLean	672	ASSIST	
McLean	773	ASSIST	
McLean	802	ASSIST	
McLean	840	ASSIST	
McLean	850	ASSIST	
McLean	921	ASSIST	
McLean	986	ASSIST	
Peoria		ASSIST	
Peoria	100	ASSIST	
Peoria	207	ASSIST	
Peoria	232	ASSIST	
Peoria	303	ASSIST	
Peoria	321	ASSIST	
Peoria	338	ASSIST	
Peoria	341	ASSIST	

APPENDIX C

All Kids Program Data






The number of individuals enrolled in the Covering All Kids health insurance program by county, and, for counties with a population of 100,000 or greater, by geo zip code.

Peoria	347	ASSIST	
Peoria	358	ASSIST	
Peoria	365	ASSIST	
Peoria	368	ASSIST	
Peoria	382	ASSIST	
Peoria	386	ASSIST	
Peoria	387	ASSIST	
Peoria	389	ASSIST	
Peoria	424	ASSIST	
Peoria	462	ASSIST	
Peoria	464	ASSIST	
Peoria	470	ASSIST	
Peoria	479	ASSIST	
Peoria	527	ASSIST	
Peoria	532	ASSIST	
Peoria	600	ASSIST	10
Peoria	601	ASSIST	65
Peoria	601	SHARE	
Peoria	602	ASSIST	
Peoria	604	ASSIST	33
Peoria	605	ASSIST	494
Peoria	606	ASSIST	50
Peoria	608	ASSIST	
Peoria	609	ASSIST	
Peoria	610	ASSIST	7
Peoria	611	ASSIST	
Peoria	612	ASSIST	8
Peoria	613	ASSIST	11
Peoria	617	ASSIST	198
Peoria	617	PREMIUM LEVEL 1	25
Peoria	617	PREMIUM LEVEL 2	20
Peoria	617	SHARE	22
Peoria	618	ASSIST	12
Peoria	620	ASSIST	
Peoria	622	ASSIST	
Peoria	623	ASSIST	
Peoria	624	ASSIST	
Peoria	625	ASSIST	6
Peoria	625	PREMIUM LEVEL 1	

APPENDIX C

All Kids Program Data

The number of individuals enrolled in the Covering All Kids health insurance program by county, and, for counties with a population of 100,000 or greater, by geo zip code.

Peoria	625	SHARE	
Peoria	626	ASSIST	12
Peoria	627	ASSIST	45
Peoria	628	ASSIST	
Peoria	629	ASSIST	6
Peoria	707	ASSIST	
Peoria	750	ASSIST	
Peoria	760	ASSIST	
Peoria	761	ASSIST	
Peoria	782	ASSIST	
Peoria	844	ASSIST	
Peoria	853	ASSIST	
Peoria	857	ASSIST	
Peoria	890	ASSIST	
Peoria	926	ASSIST	
Rock Island	602	Urology	
Rock Island	606	Neonatology	
Rock Island		ASSIST	
Rock Island	235	ASSIST	
Rock Island	290	ASSIST	
Rock Island	300	ASSIST	
Rock Island	302	ASSIST	
Rock Island	322	ASSIST	
Rock Island	364	ASSIST	
Rock Island	395	ASSIST	
Rock Island	403	ASSIST	
Rock Island	432	ASSIST	
Rock Island	494	ASSIST	
Rock Island	503	ASSIST	
Rock Island	510	ASSIST	
Rock Island	520	ASSIST	
Rock Island	523	ASSIST	
Rock Island	527	ASSIST	9
Rock Island	528	ASSIST	26
Rock Island	534	ASSIST	
Rock Island	535	ASSIST	
Rock Island	600	ASSIST	
Rock Island	601	ASSIST	
Rock Island	601	PREMIUM LEVEL 1	6

APPENDIX C

All Kids Program Data

The number of individuals enrolled in the Covering All Kids health insurance program by county, and, for counties with a population of 100,000 or greater, by geo zip code.

Rock Island	604	ASSIST	6
Rock Island	605	ASSIST	
Rock Island	606	ASSIST	21
Rock Island	608	ASSIST	
Rock Island	610	ASSIST	6
Rock Island	610	SHARE	
Rock Island	611	ASSIST	
Rock Island	613	ASSIST	
Rock Island	614	ASSIST	37
Rock Island	614	PREMIUM LEVEL 1	
Rock Island	615	ASSIST	7
Rock Island	616	ASSIST	13
Rock Island	616	PREMIUM LEVEL 1	
Rock Island	618	ASSIST	
Rock Island	622	PREMIUM LEVEL 1	
Rock Island	623	ASSIST	
Rock Island	624	ASSIST	
Rock Island	627	ASSIST	16
Rock Island	628	ASSIST	
Rock Island	760	ASSIST	
Rock Island	852	ASSIST	
Rock Island	891	ASSIST	
Rock Island	911	ASSIST	
Sangamon	617	Pediatrics	
Sangamon	927	Surgery General	
Sangamon	090	ASSIST	
Sangamon	091	ASSIST	
Sangamon	305	ASSIST	
Sangamon	324	ASSIST	
Sangamon	325	ASSIST	
Sangamon	339	ASSIST	
Sangamon	360	ASSIST	
Sangamon	371	ASSIST	
Sangamon	381	ASSIST	
Sangamon	386	ASSIST	
Sangamon	450	ASSIST	
Sangamon	462	ASSIST	
Sangamon	472	ASSIST	
Sangamon	493	ASSIST	

APPENDIX C

All Kids Program Data

The number of individuals enrolled in the Covering All Kids health insurance program by county, and, for counties with a population of 100,000 or greater, by geo zip code.

Sangamon	528	ASSIST	
Sangamon	543	ASSIST	
Sangamon	561	ASSIST	
Sangamon	600	ASSIST	9
Sangamon	600	PREMIUM LEVEL 1	9
Sangamon	600	PREMIUM LEVEL 2	7
Sangamon	600	SHARE	7
Sangamon	601	ASSIST	7
Sangamon	601	PREMIUM LEVEL 1	9
Sangamon	601	PREMIUM LEVEL 2	
Sangamon	601	SHARE	7
Sangamon	603	ASSIST	
Sangamon	603	PREMIUM LEVEL 1	
Sangamon	604	ASSIST	33
Sangamon	604	PREMIUM LEVEL 1	
Sangamon	604	PREMIUM LEVEL 2	6
Sangamon	604	SHARE	
Sangamon	605	ASSIST	6
Sangamon	605	PREMIUM LEVEL 1	
Sangamon	605	PREMIUM LEVEL 2	
Sangamon	605	SHARE	
Sangamon	606	ASSIST	60
Sangamon	606	PREMIUM LEVEL 1	
Sangamon	606	PREMIUM LEVEL 2	6
Sangamon	607	ASSIST	
Sangamon	608	ASSIST	
Sangamon	608	PREMIUM LEVEL 1	
Sangamon	609	ASSIST	
Sangamon	609	PREMIUM LEVEL 1	
Sangamon	610	ASSIST	6
Sangamon	610	PREMIUM LEVEL 1	
Sangamon	611	ASSIST	
Sangamon	612	ASSIST	
Sangamon	613	SHARE	
Sangamon	614	ASSIST	
Sangamon	614	PREMIUM LEVEL 2	
Sangamon	615	ASSIST	8
Sangamon	615	PREMIUM LEVEL 2	
Sangamon	615	SHARE	

APPENDIX C

All Kids Program Data

The number of individuals enrolled in the Covering All Kids health insurance program by county, and, for counties with a population of 100,000 or greater, by geo zip code.

Sangamon	616	ASSIST	24
Sangamon	617	ASSIST	8
Sangamon	618	ASSIST	18
Sangamon	618	PREMIUM LEVEL 1	
Sangamon	618	SHARE	
Sangamon	619	ASSIST	
Sangamon	619	PREMIUM LEVEL 1	
Sangamon	620	ASSIST	15
Sangamon	620	PREMIUM LEVEL 1	
Sangamon	620	PREMIUM LEVEL 2	
Sangamon	622	ASSIST	13
Sangamon	622	PREMIUM LEVEL 1	
Sangamon	622	PREMIUM LEVEL 2	
Sangamon	623	ASSIST	10
Sangamon	623	PREMIUM LEVEL 1	
Sangamon	623	SHARE	
Sangamon	624	ASSIST	
Sangamon	628	ASSIST	6
Sangamon	628	PREMIUM LEVEL 1	
Sangamon	629	ASSIST	11
Sangamon	629	PREMIUM LEVEL 1	
Sangamon	630	ASSIST	
Sangamon	631	ASSIST	
Sangamon	644	ASSIST	
Sangamon	651	ASSIST	
Sangamon	661	ASSIST	
Sangamon	674	ASSIST	
Sangamon	676	ASSIST	
Sangamon	681	ASSIST	
Sangamon	751	ASSIST	
Sangamon	765	ASSIST	
Sangamon	770	ASSIST	
Sangamon	786	ASSIST	
Sangamon	805	ASSIST	
St Clair	627	Internal Medicine	
St Clair	630	Cardiovascular Diseases	
St Clair	631	Cardiology	
St Clair	200	ASSIST	
St Clair	238	ASSIST	

APPENDIX C

All Kids Program Data

The number of individuals enrolled in the Covering All Kids health insurance program by county, and, for counties with a population of 100,000 or greater, by geo zip code.

St Clair	275	ASSIST	
St Clair	283	ASSIST	
St Clair	300	ASSIST	9
St Clair	301	ASSIST	
St Clair	330	ASSIST	
St Clair	339	ASSIST	
St Clair	390	ASSIST	
St Clair	422	ASSIST	
St Clair	441	ASSIST	
St Clair	454	ASSIST	
St Clair	494	ASSIST	
St Clair	532	ASSIST	
St Clair	600	SHARE	
St Clair	601	ASSIST	
St Clair	602	ASSIST	
St Clair	604	ASSIST	11
St Clair	604	SHARE	
St Clair	605	ASSIST	8
St Clair	605	SHARE	
St Clair	606	ASSIST	
St Clair	609	ASSIST	
St Clair	611	ASSIST	
St Clair	614	SHARE	
St Clair	616	ASSIST	
St Clair	617	ASSIST	
St Clair	618	ASSIST	8
St Clair	619	ASSIST	
St Clair	623	ASSIST	
St Clair	624	ASSIST	
St Clair	626	ASSIST	7
St Clair	627	ASSIST	28
St Clair	627	SHARE	
St Clair	628	ASSIST	26
St Clair	628	PREMIUM LEVEL 1	
St Clair	629	ASSIST	11
St Clair	629	PREMIUM LEVEL 1	
St Clair	630	ASSIST	
St Clair	631	ASSIST	29
St Clair	633	ASSIST	

APPENDIX C

All Kids Program Data

The number of individuals enrolled in the Covering All Kids health insurance program by county, and, for counties with a population of 100,000 or greater, by geo zip code.

St Clair	636	ASSIST	
St Clair	638	ASSIST	
St Clair	639	ASSIST	
St Clair	641	ASSIST	
St Clair	651	ASSIST	
St Clair	655	ASSIST	
St Clair	658	ASSIST	
St Clair	675	ASSIST	
St Clair	710	ASSIST	
St Clair	712	ASSIST	
St Clair	770	ASSIST	
St Clair	773	ASSIST	
Tazewell	605	Ophthalmology	
Tazewell	140	ASSIST	
Tazewell	329	ASSIST	
Tazewell	342	ASSIST	
Tazewell	492	ASSIST	
Tazewell	525	ASSIST	
Tazewell	601	ASSIST	
Tazewell	604	ASSIST	6
Tazewell	605	ASSIST	7
Tazewell	606	ASSIST	7
Tazewell	609	ASSIST	
Tazewell	610	ASSIST	8
Tazewell	612	ASSIST	
Tazewell	613	ASSIST	9
Tazewell	613	PREMIUM LEVEL 2	
Tazewell	614	ASSIST	13
Tazewell	614	PREMIUM LEVEL 2	
Tazewell	618	ASSIST	
Tazewell	619	ASSIST	
Tazewell	620	ASSIST	
Tazewell	622	ASSIST	
Tazewell	623	ASSIST	
Tazewell	627	ASSIST	20
Tazewell	628	ASSIST	
Tazewell	629	ASSIST	
Tazewell	685	ASSIST	
Tazewell	718	ASSIST	

APPENDIX C

All Kids Program Data

The number of individuals enrolled in the Covering All Kids health insurance program by county, and, for counties with a population of 100,000 or greater, by geo zip code.

Tazewell	724	ASSIST	
Tazewell	770	ASSIST	
Will		ASSIST	
Will	060	ASSIST	
Will	096	ASSIST	
Will	284	ASSIST	
Will	300	ASSIST	
Will	301	ASSIST	
Will	302	ASSIST	
Will	303	ASSIST	
Will	321	ASSIST	
Will	324	ASSIST	
Will	328	ASSIST	
Will	330	ASSIST	
Will	337	ASSIST	
Will	341	ASSIST	
Will	344	ASSIST	
Will	371	ASSIST	
Will	374	ASSIST	
Will	381	ASSIST	
Will	383	ASSIST	
Will	386	ASSIST	
Will	387	ASSIST	
Will	403	ASSIST	
Will	462	ASSIST	
Will	463	ASSIST	15
Will	479	ASSIST	
Will	490	ASSIST	
Will	504	ASSIST	
Will	524	ASSIST	
Will	525	ASSIST	
Will	544	ASSIST	
Will	550	ASSIST	
Will	596	ASSIST	
Will	600	ASSIST	70
Will	600	PREMIUM LEVEL 1	7
Will	600	SHARE	
Will	601	ASSIST	157
Will	601	PREMIUM LEVEL 1	11

APPENDIX C

All Kids Program Data

The number of individuals enrolled in the Covering All Kids health insurance program by county, and, for counties with a population of 100,000 or greater, by geo zip code.

Will	601	PREMIUM LEVEL 2	8
Will	601	SHARE	14
Will	602	ASSIST	6
Will	603	ASSIST	6
Will	606	ASSIST	316
Will	606	PREMIUM LEVEL 1	7
Will	606	PREMIUM LEVEL 2	10
Will	606	SHARE	10
Will	607	ASSIST	6
Will	608	ASSIST	67
Will	608	PREMIUM LEVEL 1	10
Will	608	PREMIUM LEVEL 2	10
Will	610	ASSIST	10
Will	610	PREMIUM LEVEL 1	10
Will	610	SHARE	9
Will	611	ASSIST	9
Will	612	ASSIST	6
Will	613	ASSIST	20
Will	613	SHARE	20
Will	614	ASSIST	20
Will	614	SHARE	20
Will	615	ASSIST	20
Will	615	PREMIUM LEVEL 1	20
Will	616	ASSIST	8
Will	617	ASSIST	9
Will	617	SHARE	6
Will	618	ASSIST	8
Will	620	ASSIST	6
Will	622	ASSIST	6
Will	624	ASSIST	6
Will	624	PREMIUM LEVEL 2	6
Will	625	ASSIST	6
Will	625	PREMIUM LEVEL 1	6
Will	626	ASSIST	6
Will	627	ASSIST	54
Will	630	ASSIST	54
Will	633	ASSIST	54
Will	638	ASSIST	54
Will	680	ASSIST	54

APPENDIX C

All Kids Program Data

The number of individuals enrolled in the Covering All Kids health insurance program by county, and, for counties with a population of 100,000 or greater, by geo zip code.

Will	700	ASSIST	
Will	770	ASSIST	7
Will	783	ASSIST	
Will	791	ASSIST	
Will	805	ASSIST	
Will	850	ASSIST	
Will	852	ASSIST	
Will	857	ASSIST	
Will	891	ASSIST	
Will	906	ASSIST	
Will	986	ASSIST	
Winnebago	911	Emergency Medicine	
Winnebago		ASSIST	
Winnebago	064	ASSIST	
Winnebago	112	ASSIST	
Winnebago	302	ASSIST	
Winnebago	320	ASSIST	
Winnebago	325	ASSIST	
Winnebago	329	ASSIST	
Winnebago	339	ASSIST	
Winnebago	355	ASSIST	
Winnebago	378	ASSIST	
Winnebago	381	ASSIST	
Winnebago	384	ASSIST	
Winnebago	385	ASSIST	
Winnebago	402	ASSIST	
Winnebago	403	ASSIST	
Winnebago	420	ASSIST	
Winnebago	460	ASSIST	
Winnebago	461	ASSIST	
Winnebago	463	ASSIST	
Winnebago	464	ASSIST	6
Winnebago	465	ASSIST	
Winnebago	466	ASSIST	
Winnebago	468	ASSIST	
Winnebago	482	ASSIST	
Winnebago	490	ASSIST	
Winnebago	502	ASSIST	
Winnebago	522	ASSIST	

APPENDIX C

All Kids Program Data

The number of individuals enrolled in the Covering All Kids health insurance program by county, and, for counties with a population of 100,000 or greater, by geo zip code.

Winnebago	531	ASSIST	
Winnebago	534	ASSIST	
Winnebago	535	ASSIST	7
Winnebago	540	ASSIST	
Winnebago	544	ASSIST	
Winnebago	546	ASSIST	
Winnebago	550	ASSIST	
Winnebago	551	ASSIST	
Winnebago	554	ASSIST	
Winnebago	600	ASSIST	58
Winnebago	600	PREMIUM LEVEL 1	
Winnebago	600	PREMIUM LEVEL 2	
Winnebago	600	SHARE	
Winnebago	602	ASSIST	
Winnebago	603	ASSIST	
Winnebago	604	ASSIST	46
Winnebago	604	PREMIUM LEVEL 1	
Winnebago	605	ASSIST	27
Winnebago	605	PREMIUM LEVEL 2	
Winnebago	606	ASSIST	88
Winnebago	606	PREMIUM LEVEL 1	
Winnebago	607	ASSIST	9
Winnebago	608	ASSIST	
Winnebago	608	PREMIUM LEVEL 2	
Winnebago	612	ASSIST	
Winnebago	612	PREMIUM LEVEL 1	
Winnebago	612	PREMIUM LEVEL 2	
Winnebago	613	ASSIST	8
Winnebago	615	PREMIUM LEVEL 2	
Winnebago	616	ASSIST	
Winnebago	617	ASSIST	
Winnebago	618	ASSIST	
Winnebago	620	ASSIST	
Winnebago	622	ASSIST	
Winnebago	622	SHARE	
Winnebago	623	ASSIST	
Winnebago	625	ASSIST	
Winnebago	626	ASSIST	
Winnebago	627	ASSIST	37

APPENDIX C

All Kids Program Data

The number of individuals enrolled in the Covering All Kids health insurance program by county, and, for counties with a population of 100,000 or greater, by geo zip code.

Winnebago	627	SHARE
Winnebago	628	ASSIST
Winnebago	662	ASSIST
Winnebago	700	ASSIST
Winnebago	722	ASSIST
Winnebago	724	ASSIST
Winnebago	751	ASSIST
Winnebago	760	ASSIST
Winnebago	770	ASSIST
Winnebago	784	ASSIST
Winnebago	801	ASSIST
Winnebago	809	ASSIST
Winnebago	836	ASSIST
Winnebago	852	ASSIST
Winnebago	871	ASSIST
Winnebago	894	ASSIST
Winnebago	913	ASSIST

